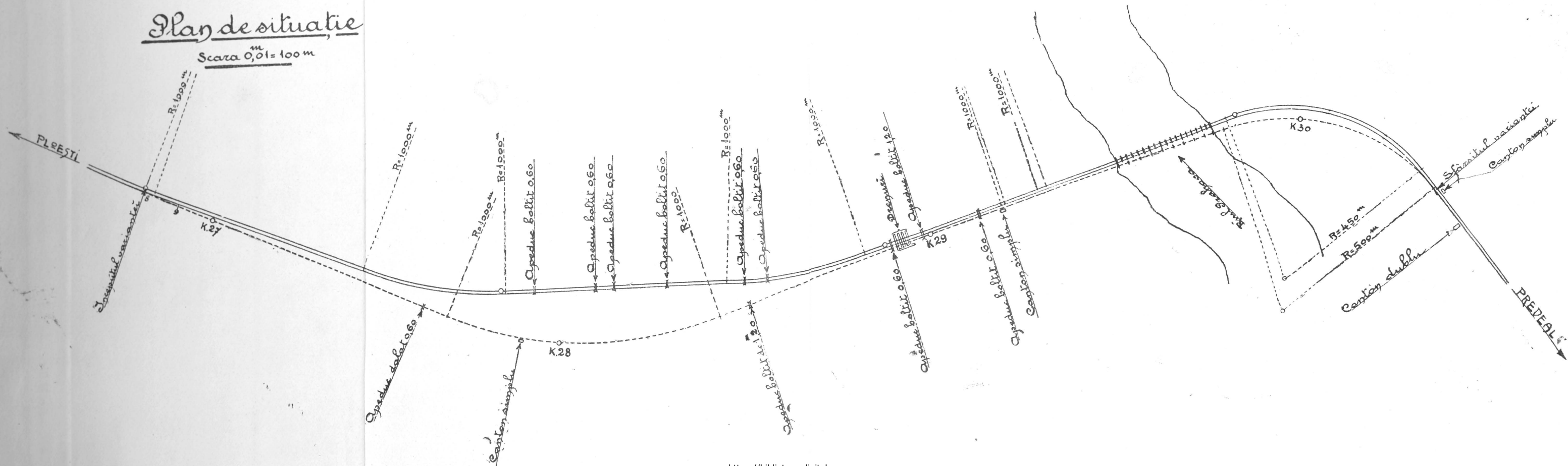


Dublarea liniei Ploesti-Predeal

Varianta la podul Bobolia

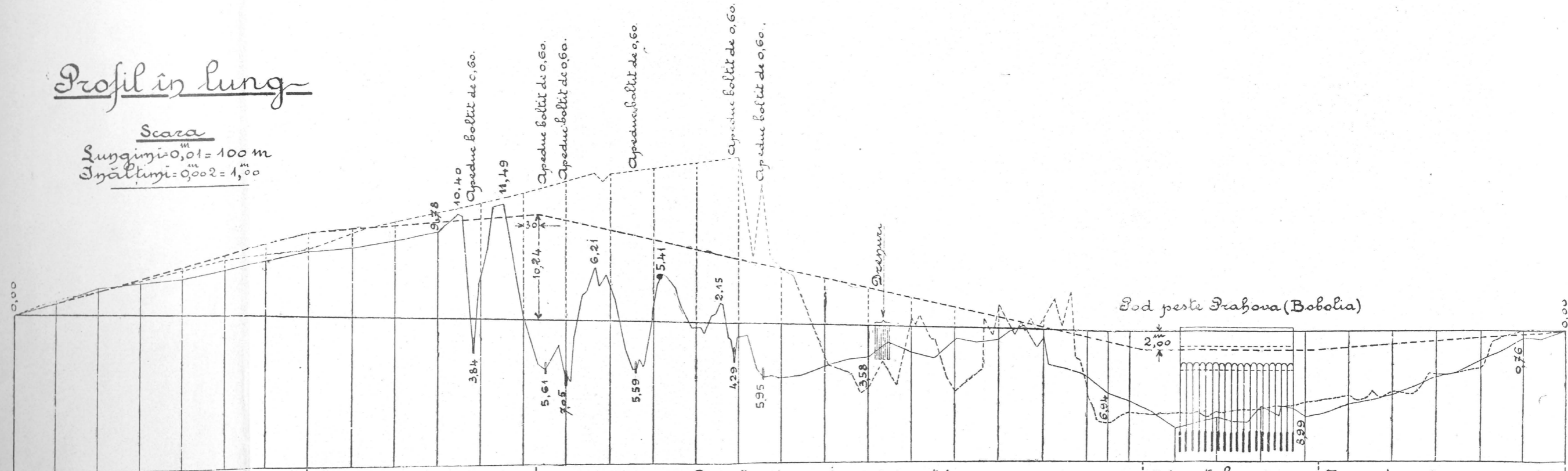
Plan de situatie

Scara $0,01 = 100\text{ m}$



Profil in lung

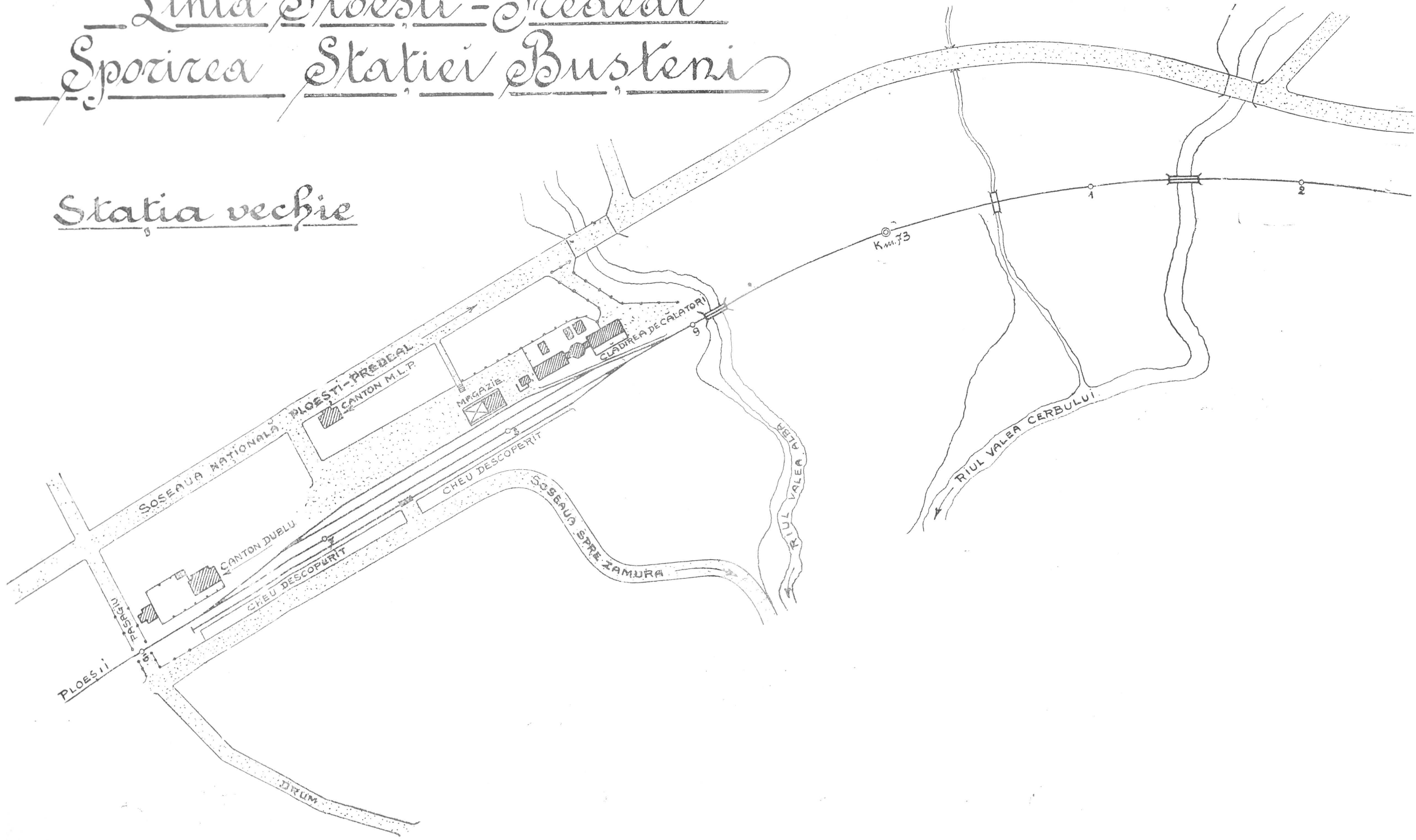
Scara
 Lungimi = 0,01 = 100 m
 Inaltime = 0,002 = 1,00



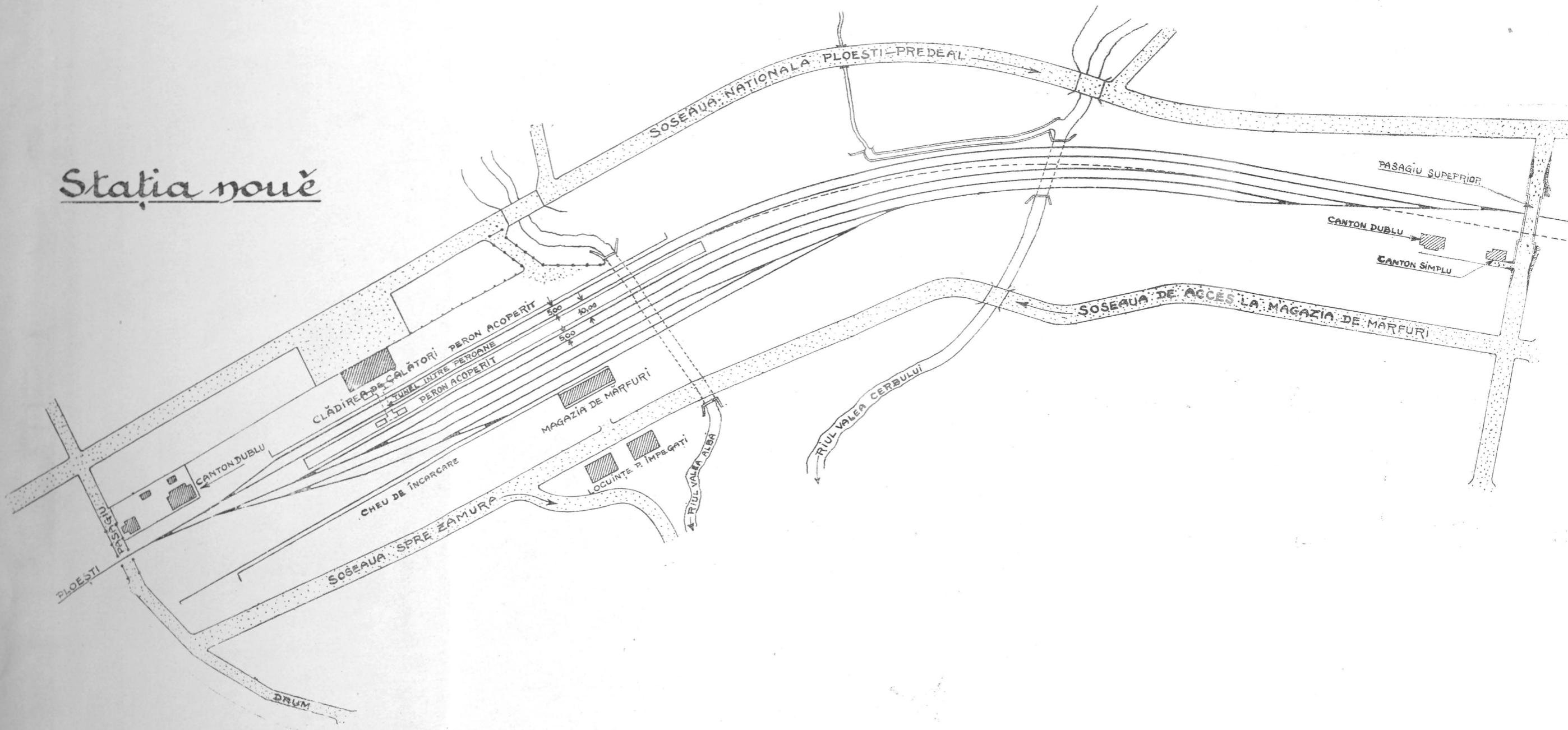
Parti-Rampose	Linia veche	Linia noua
Rampă de 0,0108 pe 700 m	385,37	385,37
Rampă de 0,002 pe 530 m	386,37	385,25
Panta de 0,01 pe 1400 metri	388,11	385,12
Panta de 0,00132 pe 2550 metri	388,47	384,98
Orizontal pe 400 m	388,95	384,85
Rampă de 0,00293 pe 670 metri	389,81	384,72
Orizontal pe 450 m	390,73	384,55
Panta de 0,00066 pe 500 m	391,58	384,45
Oz. 100	392,30	384,32
	393,00	384,19
	393,84	384,06
	388,80	383,92
	384,33	383,79
	376,52	383,64
	387,79	383,51
	384,94	383,35
	382,60	383,25
	381,54	383,12
	376,83	382,99
	378,44	382,86
	379,15	382,73
	379,76	382,53
	380,28	382,46
	380,40	382,33
	381,59	382,20
	377,01	382,07
	375,06	382,00
	374,14	382,00
	371,44	"
	372,39	"
	373,36	"
	373,01	382,00
	373,57	381,93
	374,68	381,86
	376,42	381,80
	378,84	381,73
	380,91	381,67
	381,67	381,67

Linia Ploesti - Predeal Sporirea Statiei Busteni

Statia vechie

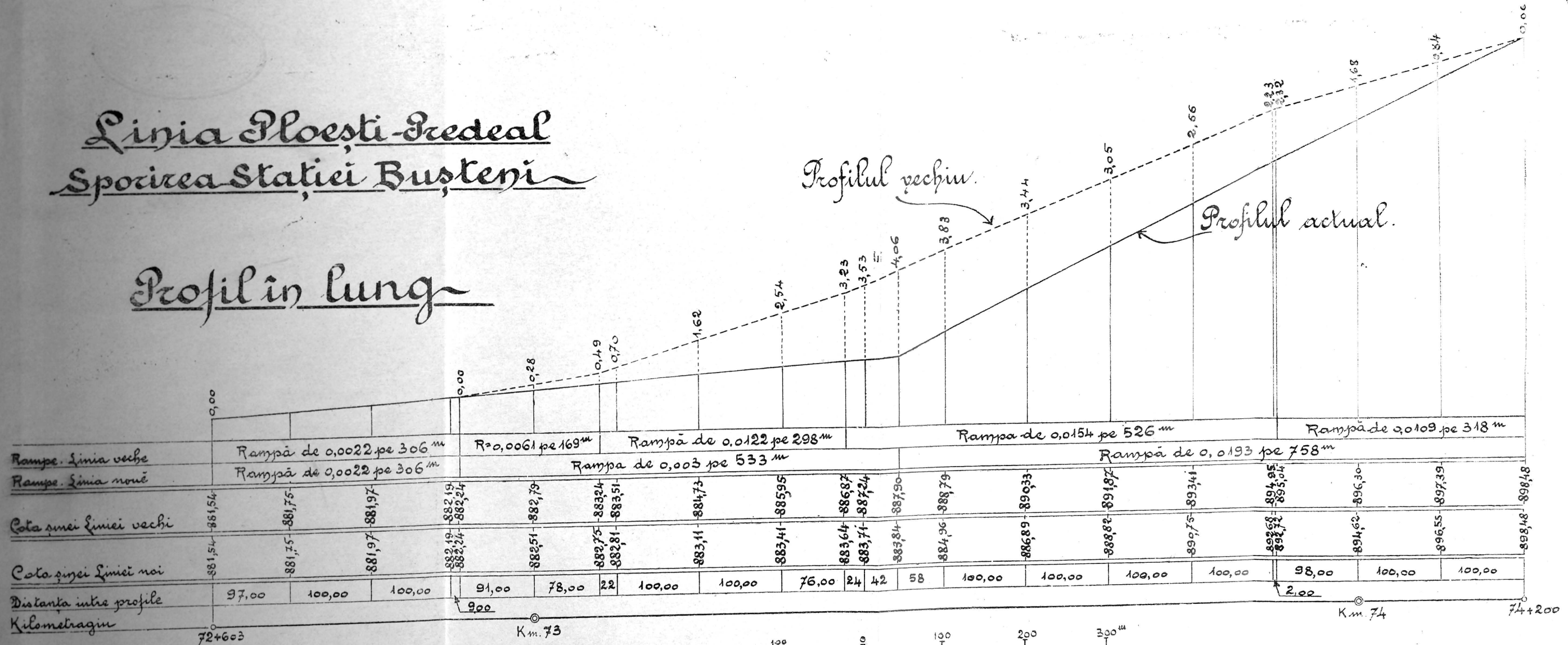


Stația nouă

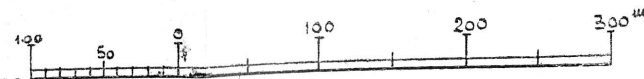


Linia Ploesti-Predeal Sporirea Stației Buzteni

Profil in lung



Scara lungimelor



Scara înălțimilor

