

MUZEUL ȚĂRII CRIȘURILOR ORADEA



2016

NYMPHEEA

MUZEUL ȚĂRII CRIȘURILOR

NYMPHAEA
FOLIA NATURAE BIHARIAE
XLIII

Editura Muzeului Țării Crișurilor
Oradea 2016

Orice corespondență se va adresa:

Toute correspondance sera envoyée à l'adresse:

Please send any mail to the following adress:

Richten Sie bitte jedwelche Korrespondenz an die Adresse:

MUZEUL ȚĂRII CRIȘURILOR
RO-410464 Oradea, B-dul Dacia nr. 1-3
ROMÂNIA

Redactor șef al publicațiilor MTC

Editor-in-chief of MTC publications

Prof. Univ. Dr. AUREL CHIRIAC

Colegiu de redacție

Editorial board

ADRIAN GAGIU

ERIKA POSMOȘANU

Dr. MÁRTON VENCZEL, redactor responsabil

Comisia de referenți

Advisory board

Prof. Dr. J. E. McPHERSON, Southern Illinois Univ. at Carbondale, USA

Prof. Dr. VLAD CODREA, Universitatea Babeș-Bolyai, Cluj-Napoca

Prof. Dr. MASSIMO OLMI, Università degli Studi della Tuscia, Viterbo, Italy

Dr. MIKLÓS SZEKERES Institute of Plant Biology, Szeged

Lector Dr. IOAN SÎRBU Universitatea „Lucian Blaga”, Sibiu

Prof. Dr. VASILE ȘOLDEA, Universitatea Oradea

Prof. Univ. Dr. DAN COGĂLNICEANU, Universitatea Ovidius, Constanța

Lector Univ. Dr. IOAN GHIRA, Universitatea Babeș-Bolyai, Cluj-Napoca

Prof. Univ. Dr. IOAN MĂHĂRA, Universitatea Oradea

GABRIELA ANDREI, Muzeul Național de Ist. Naturală “Grigora Antipa”, București

Fondator

Dr. SEVER DUMITRAȘCU, 1973

Founded by

ISSN 0253-4649

CUPRINS

CONTENT

Paleontologie

Palaeontology

ERIKA POSMOȘANU: Preliminary report on the Middle Triassic sharks from Lugașu de Sus, Romania.....	5
ZOLTÁN CZIER: European paleofloristic affinities of the Romanian Jurassic Macroflora.....	13

Zoologie

Zoology

ADRIAN GAGIU: Revision of the invertebrates collection of Karl Brancsik (1842 – 1915) deposited in the Țării Crișurilor Museum, Oradea.....	67
TAMÁS DOMOKOS, MÁRTON VENCZEL & TAMÁS DELI: A small and peculiar malacological sample of Kálmán Csák with note on the first record of the bivalve <i>Pisidium supinum</i> A. Schmidt, 1851 (Mollusca, Pisiidae) from Romania.....	101

NYMPHAEA Folia naturae Bihariae	XLIII	5 - 12	Oradea, 2016
---	--------------	---------------	---------------------

Early Cretaceous ostracod *Cypridea* Bosquet, 1852 in the dinosaur bearing bauxite from Cornet - Lens 204, north-western Romania

ERIKA POSMOȘANU

Muzeul Țării Crișurilor, Oradea, B-dul Dacia nr. 1-3, 410464;
e-mail: eposmosanu@gmail.com

Abstract. Bauxite deposit Cornet – Lens 204 is well known due to its rich vertebrate content: dinosaurs, birds and pterosaurs. Little attention has been paid to the invertebrates, although rare charophyte, ostracod and gastropod fragments have been mentioned. After the acquisition of new equipments for the Paleontology Lab of the Țării Crișurilor Museum, preparation of some ostracods was possible from the compact bauxite samples. The ostracods are preserved as internal casts of articulated valves, their interior being completely calcified. Morphological features of one of the best preserved carapaces permit the identification of the genus *Cypridea* Bosquet 1852. The presence of *Cypridea* sp. in the bauxite of Cornet-Lens 204 extends the Early Cretaceous record of the genus in Romania.

Introduction

The Early Cretaceous vertebrate fauna from the bauxites of Cornet-Lens 204, Northwestern Romania, is famous due to its unusual type of fossilization. The vertebrate remains preserved in bauxite consist of dinosaurs (Jurcsák and

Popa, 1979, 1983b; Jurcsak and Kessler, 1991; Jurcsak, 1982; Marinescu 1989; Benton et al. 1997) pterosaurs (Jurcsak and Popa, 1983a, 1984; Dyke et al., 2011) and birds (Kessler, 1984; Kessler and Jurcsak, 1986; Jurcsak and Kessler, 1991; Dyke et al., 2011). Bauxite deposits have a very poor fossil record worldwide.

Regarding vertebrates, Cornet Lens 204 is a unique place, due to the high number of bones preserved in the bauxite, the majority of bauxite deposits lacking preserved fossils, especially vertebrates. Beside Cornet, the only vertebrate remain recorded in bauxites is that reported by Kretzoi and Noszky (1951), namely a crocodylian tooth and a bone fragment preserved in the Alsópere Bauxite Formation, Bakony Mts, Hungary. The uncatalogued specimen was thought to be lost, but it was recently relocated (Ősi et al., 2015) in the collection of the Hungarian Geological Museum of the Hungarian Geological Institute. Ősi et al. (2015) analyzed the tooth, concluding that it belonged to Mesoeucrocodylia indet..

Plant and invertebrate remains occur sporadically in bauxites, the majority of fossils are generally poorly preserved consisting of casts or impressions of plants, gastropods, bivalves or ostracods (Bardossy, 1977).

The presence of invertebrates in the bauxite of Cornet - Lens 204 was first mentioned by Patruşius et al. (1983), noting the presence of a charophyte stem and a tiny gastropod in the hematitic, arenitic bauxite level. Dragastan et al. (1988) included the detrital, boehmitic – hematitic, bedded dinosaur bearing bauxite in the third bauxite level (N III) and mentioned two ostracods from the bauxite: the marine *Schuleridea mediocaudata* and *Asciocythere* cf. *circumdata*, emphasizing that the latter was reworked, but has not figured or described them.

Marinescu (1989) distinguished fragments of charophytes, an ostracod, a fragment of a brachiopod and of a bivalve (possible caprotinid). He mentioned that due to the poor preservation of the invertebrate fossils determination of species was impossible.

An internal cast of small gastropod was figured by Jurcsák and Kessler, (1991) as unidentified Gastropoda, Pulmonata g. et. sp.

Cornet – Lens 204 is one of the several hundreds of small bauxite lenses in the Pădurea Craiului Mts., deposited on the palaeosurface of Late Jurassic limestones. The sequence of sediments of Lens 204 has been detailed by Patruşius et al. (1983), Benton et al. (1997) and Posmoşanu and Cook (2000). The bauxite deposit of Cornet-Lens 204 was initially considered to be Lower Neocomian in age (Patruşius et al, 1983, Marinescu, 1989), respectively Lower Berriasian – Lower Barremian for the entire interval of bauxite formation. Later studies reduced this interval to Late Berriasian (Dragastan, 1988; Cociuba, 2000; Dragastan et al, 2009).

Material and method

Ostracods are widely distributed in marine and non-marine sediments and usually are prepared chemically, using acid dissolution and screen-washing. Preparation of fossils preserved in bauxites implies mechanical techniques, at least when the compact bauxites are regarded. Some authors (Dragastan et al, 2009) evidenced ostracods in the bauxites of Pădurea Craiului Mts. by using thin sections, in which taxonomical identification is almost impossible.

The specimens discussed in this paper have been prepared from bone bearing bauxite samples (Fig. 1) collected by Tiberiu Jurcsák and Elisabeta Popa during the fieldworks carried out in 1978-1983. Unfortunately there is no indication regarding the lito-stratigraphic position of the samples within the stratified bauxite deposit of Cornet – Lens 204.



Figure 1. Semi-prepared ostracod preserved in the compact bauxite.

The samples were examined under microscope (Nikon 1000 Stereomicroscope) and the identified ostracods were mechanically prepared with the use of the vibrating cutter. This process was extremely difficult due to the fragile nature of the microfossils and the hardness of the bauxite. All the recovered ostracods are preserved as internal casts of articulated valves, their interior being completely calcified.

Terminology used for morphological description of carapace outline (Fig. 2), is that defined by Sames (2011). Size parameters used in this paper also follow that of Sames (2011), respectively: small (length 0.60-1.00 mm); medium (length 1.00-1.50 mm); large (length 1.50-5.00 mm). The specimen described in this paper is deposited in the Paleontology Collection of the Department of Natural Sciences - Țării Crișurilor Museum Oradea.

Abbreviation. MTCO – Țării Crișurilor Museum Oradea.

Systematic paleontology

Class OSTRACODA Latreille, 1802

Order PODOCOPIDA Müller, 1894

Suborder CYPRIDOCOPINA Jones, 1901

Superfamily CYPRIDOIDEA Baird, 1845

Family CYPRIDEIDAE Martin, 1940

Genus CYPRIDEA Bosquet, 1852

Cypridea sp. (Fig. 3)

Material: MTCO 25006/2 is one of the best preserved specimens.

Dimensions: L=1.90 mm; H =1.26 mm

Description: internal mold of the carapace, semi rectangular in lateral outline, being the highest in the anterior half of the dorsal margin. The curvature of the anterior and posterior margins is infracurvate, being more narrower rounded towards the venter. The dorsal margin is convex; the ventral margin is almost straight. At the anterior half of ventral margin there is a well developed rostrum, situated behind a slightly deep rostral groove (alveolar groove), which is clearly preserved. The rostral groove extends almost halfway across the shell, being slightly curved. The rostral groove is stronger developed on the left valve, which is slightly larger than the right one. On the posterolateral margin there is a cyathus-like protrusion, this extension of the postero-lateral margin is visible in both valves, but is more distinct in the larger one, the left valve. The L/H coefficient in this specimen is low (length/height=1.50). The ornamentation can not be determined, since this specimen is an internal cast.

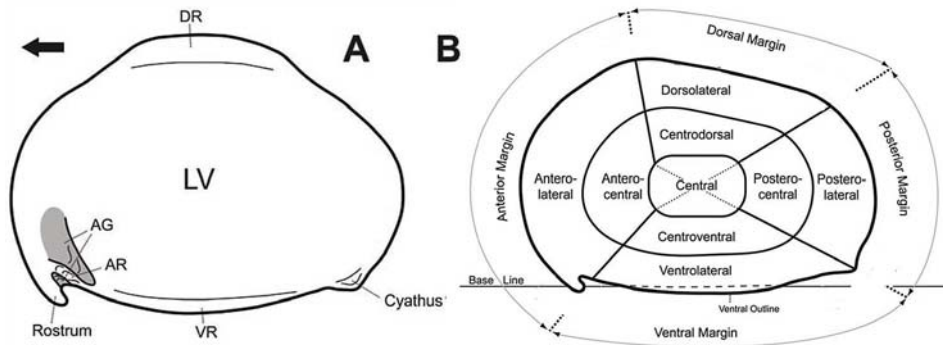


Figure 2. Terminology used in the text. A. Terminology used for morphological description. AG: alveolar groove; AR: alveolar ridge; DR: dorsal ridge; LV: left valve; VR: ventral ridge. B. Terminology used for the description of outline, outline regions and charapace margins of the genus *Cypridea*. (modified after Sames, 2011)

Discussion



Figure 3. *Cypridea* sp., left valve in lateral view (MTCO 25006/2).

The taxonomy of the species within the genus *Cypridea* has been discussed in detail by several authors (Horne and Colin, 2005; Schudack and Schudack, 2009b, Sames, 2011). Although the external ornamentation of the MTCO 25006/2 specimen from Cornet – Lens 204 can not be determined, its morphology (i.e., sub-rectangular outline, the relatively high carapace, well developed rostrum with an extending, curved rostral groove and the distinct cyathus-like extension on the posterolateral margin, low L/H-coefficient), resembles species within the *Cypridea alta* species group. According to Sames (2011) “this group is characterized by a relatively high carapace [i.e., low L/H-coefficient], a distinct punctuation, and a short but well-developed rostrum. Additionally, representatives of this group are all strongly inequivalve, have a distinct but small, weakly obtuse-angled cyathus with a narrow basis, and bear a strong ventral ridge”. The Cornet specimen differs from *Cypridea alta* – species group by its larger size and the lack of dorsal ridge, the latter may be due to preservation.

The poor preservation of the Cornet specimen and the lack of any internal characters do not allow determination at species level, but based on its main morphological characters it can be determined as *Cypridea* sp.

Cypridea Bosquet 1852 is a widespread fresh-water ostracod genus, with a stratigraphic range extending from Kimmeridgian to Eocene (Horne and Colin, 2005; Sames, 2011). Biostratigraphical value of this genus has been widely used for Purbeck – Wealden sediments in England (Anderson, 1967; Anderson, 1985; Horne, 1988; Horne, 1995), Spain (Schudack and Schudack, 2009a; Schudack and Schudack, 2011) or Germany (Arp and Mennerich, 2008). In Romania a comprehensive study of the Purbeck sediments have been made by Marius Stoica in his PhD thesis. Stoica (1997) listed an ostracod association for the *Cypridea dunkeri* and *Cypridea granulosa* Biozones for the Early and Middle Purbeck of Dobrogea, South-Eastern Romania. According to Stoica (2007), there are several *Cypridea* species in Dobrogea: *Cypridea dunkeri dunkeri*, *C. dunkeri carinata*, *C. granulosa*, *C. setina*, *C. tumescens tumescens* and *C. tumescens praecursor*.

The presence of *Cypridea* Bosquet 1852 in the bauxite of Cornet - Lens 204 completes the record of the genus for the Early Cretaceous of Romania.

Further study of the ostracods from Cornet-Lens 204 is undergoing and will bring new paleontological and paleoecological data for this unique bauxite deposit.

Acknowledgments

Preparation of the ostracod material was possible due to the equipments acquired through the HURO 0901/024/2.5.1 project, implemented under the Hungary-Romania Cross Border Cooperation Programme 2007-2013 (www.huro-cbc.eu),

financed by the European Union through the European Regional Development Fund. Special thanks are given to Dr. Michael Benton and Dr. Elisabeth Cook for providing me copies of the published papers on the English Purbeck/Wealden ostracods and to Dr. Marius Stoica for providing me his study on the Romanian Purbeckian ostracods from Dobrogea.

References

- Anderson, F.W. 1967. – Ostracods from the Weald Clay of England, *Bulletin of the Geological Survey of Great Britain*, **27**, pp. 237-269.
- Anderson, F. W. 1985. – Ostracod faunas in the Purbeck and Wealden of England, *Journal of Micropaleontology*, **4**(2), pp. 1-68.
- Arp, G., Mennerich, C. 2008. – Ostracod assemblages, palaeoenvironment and cyclicity of Purbeck-type sediments of the Münders Formation (Lower Cretaceous, Hils Syncline, N-Germany), *Palaeogeography, Palaeoclimatology, Palaeoecology*, **264**, pp. 230-249.
- Bárdossy, Gy. 1977. – Karsztbauxitok. Bauxittelepek karbonatos Kőzetekben. Akadémiai Kiadó, Budapest, pp. 413.
- Benton, M.J., Cook, E., Grigorescu, D., Popa, E., Tallodi, E. 1997. – Dinosaurs and other tetrapods in an Early Cretaceous bauxite-filled fissure, north western Romania. *Palaeogeography, Palaeoclimatology, Palaeoecology*, **130**: 275-292.
- Dragastan, O., Coman, M., Ştiucă, E., 1988. – Bauxite-bearing formations and facies in the Pădurea Craiului and Bihor Mountains (Northern Apuseni). *Revue Roumaine de Géologie, Géophysique et Géographie*, **32**, pp. 67-81.
- Dragastan, O., Damian, R., Csiki, Z., Lazăr, I. 2009. – Review of the bauxite bearing formations in the northern Apuseni Mts. Area (Romania) and some aspects of the environmental impact of the mining activities, *Carpathian Journal of Earth and Environmental Sciences*, vol. 4, No. 2, pp.5-24
- Dyke, G.J., Benton, M.J., Posmosanu, E., Naish, D.W. 2011. – Early Cretaceous (Berriasian) birds and pterosaurs from the Cornet Bauxite mine, Romania. *Palaeontology*, vol. 54, Part 1 pp. 79–95.
- Horne, D.J. 1988. – Cretaceous Ostracoda of the Weald, *British Micropalaeontological Society Field Guide, No. 4, Thenth international Symposium on Ostracoda Aberystwyth*, 42 pp.
- Horne, D.J., 1995. A revised ostracod biostratigraphy for Purbeck-Wealden of England, *Cretaceous Research*, **16**, pp. 639-663.
- Horne, D.J., Colin, J-P., 2005. – The affinities of the ostracod genus *Cypridea* Bosquet, 1852, and its allies, with consideration of implication for the phylogeny of nonmarine cypridoidean ostracods, *Revue de micropaleontologie*, pp. 25-34.
- Jurcsák, T., 1982. – Occurences nouvelles des sauriens mesozoiques de Roumanie. *Vertebrata Hungarica*, **21**, pp. 175-184.
- Jurcsák, T., Kessler, E. 1991. – The Lower Cretaceous paleofauna from Cornet, Bihor County, Romania, *Nymphaea*, **XXI**, pp. 5-32.
- Jurcsák, T., Popa, E., 1979. – Dinosaurieni ornitopozi din bauxitele de la Cornet (Munţii Pădurea Craiului). *Nymphaea*, **VII**, pp. 37-75.
- Jurcsák, T., Popa, E. 1983a. – Reptile zburătoare în bauxitele de la Cornet (Bihor), notă preliminară, *Nymphaea*, **X**, pp. 61-64.

- Jurcsák, T., Popa, E., 1983b. – La faune de dinosauriens du Bihor (Roumanie). In: E. Buffetaut, J.-m. Mazin and E. Salmon (Editors), *Actes du Symposium Paléontologique G. Cuvier*, Montbeliard, pp. 325-335.
- Jurcsák, T., Popa, E., 1984. – Pterosaurians from the Cretaceous of Cornet, Romania. In: W.-E. Reif and F. Westfal (Editors), *Third Symposium on Mesozoic Terrestrial Ecosystems, Short Papers, Attempto*, Tübingen, pp. 117-118.
- Kessler, E., 1984. – Lower cretaceous birds from Cornet (Roumanie)., in W.-E. Reif and F. Westfal (Editors), *Third Symposium on Mesozoic Terrestrial Ecosystems, Short Papers, Attempto*, Tübingen: 119-121.
- Kessler, E., Jurcsák, T., 1986. – New contributions to the knowledge of Lower Cretaceous bird remains from Cornet (Romania). *Trav. Mus. Hist. Nat. Grigore Antipa*, 28: 290-295.
- Kretzoi, M. și Noszky, J. 1951. – Saurus fog a bakony bauxitkőpződményből, *Földt. Közl.*, 81,333.
- Marinescu, F. 1989. – Lentila de bauxită 204 de la Brusturi-Cornet (jud. Bihor), zăcământ fosilifer cu dinozauri. *Ocotirea Naturii și Mediului Înconjurător*, 33, 125-133.
- Patruşius, D., Marinescu, F., Baltreş, A., 1983. – Dinosauriens ornithopodes dans les bauxites Neocomiennes de l'Unité de Bihor (Monts Apuseni). *Ann. Inst. Geol. Geofiz.*, 59: 109-117.
- Posmoşanu, E., Cook, E. 2000. – Vertebrate taphonomy and dinosaur palaeopathology from a Lower Cretaceous bauxite lens, North West Romania. *Oryctos*, vol. 3: 39-51.
- Ósi, A., Rabi, M., Makádi, L. 2015. – An enigmatic crocodyliform tooth from the bauxites of western Hungary suggests hidden mesoeucrocodylian diversity in the Early Cretaceous European archipelago. *PeerJ* 3:e1160, DOI 10.7717/peerj.1160, pp: 1-17.
- Sames, B. 2011. – Early Cretaceous *Cypridea* Bosquet 1852 in North America and Europe, *Micropaleontology*, vol. 57, no.4-5, pp: 345-431.
- Schudack, U., Schudack, M. 2009a. – Ostracod biostratigraphy in the Lower Cretaceous of the Iberian chain (eastern Spain), ISSN (online): 1886-7995., *Journal of Iberian Geology*, 35, (2), pp. 141-168.
- Schudack, U., Schudack, M.E. 2009b. – On the taxonomy of the species *Cypridea setina* Andreson, 1939 and *Cypridea laevigata* Dunker, 1846 (Crustacea: Ostracoda) from the Early Cretaceous of Europe – a special note on systematical inconsistencies, *Berliner paläobiologische Abhandlungen*, 10, pp. 311-320.
- Schudack, M., Schudack U. 2011. – Ostracod associations (marine and nonmarine) from the Lower Cretaceous of the Iberian chain (eastern Spain) and their biostratigraphical potential, *Joannea Geol. Paläont.*, 11, pp 185-188.
- Stoica, M. 1997. – Ostracods from the Purbeck of the Southern Dobrogea (Romania). *Acta Palaeontologica Romaniaae* (Ed. Dragastan O.), 1, pp. 257-261, 2 pls, Bucuresti.
- Stoica, M. 2007. – Ostracode Purbeckiene din Dobrogea de Sud, *Editura Ars Docendi*, Bucuresti, 271 pp.

NYMPHAEA Folia naturae Bihariae	XLIII	13 - 66	Oradea, 2016
---	--------------	----------------	---------------------

European Paleofloristic Affinities of the Romanian Jurassic Macroflora

Zoltán Czier

Criş County Museum, B-dul Dacia 1–3, 410464 Oradea, Romania

E-mail: drcziergeol@freemail.hu

Abstract. Based on the floristical affinity method, this study is the first paleofloristic approach to the entire Jurassic macroflora of Romania. A complete list of the European Jurassic plant macrofossil species is provided. The Jurassic macroflora from Romania is the second most diverse in Europe, after that of the United Kingdom. However, the affinity of Romanian flora to the United Kingdom flora is only the fourth, after its affinities to the Hungarian, Polish, and Norwegian floras. The Polish flora is the second by the number of common species shared with the Romanian flora, and the Hungarian flora is the third. However, the floristic comparison shows that the flora from Romania has the highest affinity to the flora from Hungary. The island paleogeography of the Southern margin of the European Jurassic carbonate platform is the principal cause of this outstanding floristic affinity. The Jurassic macrofloras from Denmark, Italy, and Germany, have less common species with Romanian flora, but are at least as diverse as the flora from Hungary; the estimations show that the affinities to these floras of the Romanian flora are lower. Reported to their rather small number of species, the Jurassic macrofloras from Norway and Serbia have relatively big number of common species with the flora from Romania, thus the affinities to their floras of the Romanian flora are higher than even the affinities to the Danish, German, Italian, and French floras, which are much more diverse. There is no floristic affinity of Romanian to Swiss Jurassic macroflora, because these floras do not share any common species.

Keywords. Europe, Floristical Affinity Method, Jurassic, Macroflora, Romania.

Introduction

A paleofloristic comparison of the Lower Jurassic macroflora from Romania with the Lower Jurassic macrofloras of a number of European states was given by Czier (1997a). However, more recent data provided by Givulescu (1998), Czier (2000; 2011; 2014), Barbacka *et al.* (2014), Popa (2014), allow more detailed comparisons with some European macrofloras. The present paper is the first paleofloristic approach to the entire Jurassic macroflora from Romania, in the European context. The comparisons nowadays are limited to those countries from which the most complete data are available (Fig. 1).

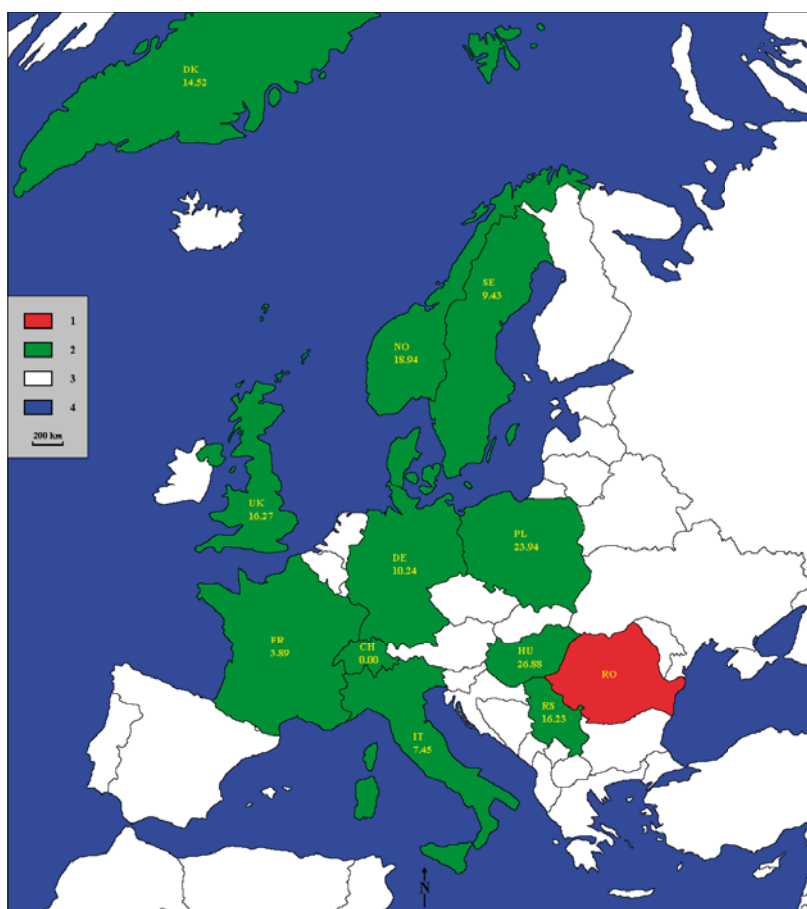


Figure 1. Geographical position of Romania involving other European states with Jurassic macrofloras. 1 – state with the reference flora: Romania (RO); 2 – states with the compared floras: Switzerland (CH), Germany (DE), Denmark (DK), France (FR), Hungary (HU), Italy (IT), Norway (NO), Poland (PL), Serbia (RS), Sweden (SE), United Kingdom (UK); 3 – regions with incomplete yet not compared data; 4 – ocean and seas; Numbers – floristic affinities (%).

The Floristical Affinity Method

The statistic method used for the proposed paleofloristic comparison is the Floristical Affinity Method (FAM) defined by Czier (2002). The main advantage of the method is the possibility to compare the floras based on their floristic affinity, which is a botanical concept, not an abstract statistic term. This method is not only a statistic method, but also a botanical (paleobotanical) method, based on a real botanical concept. Therefore, it is adequate for any floristic (paleofloristic) comparison, and is recommendable for all the similar comparative studies.

The extensive description of the method is not repeated here. The calculation formulas of the three defined affinities are:

- The reference affinity:
$$A_r = \frac{N_{rc}}{N_r} \times 100$$

- The comparison affinity:
$$A_c = \frac{N_{rc}}{N_c} \times 100$$

- The floristic affinity:
$$A_f = \frac{N_{rc} \times (N_c + N_r)}{N_r \times N_c} \times 50$$

The complexity of the problem ($n = 11$) needs usage of the general variant of the method. Therefore, the abbreviations are the following. U_r = reference unit, $U_{c_{1-11}}$ = comparison units, N_r = number of species in the reference unit, $N_{c_{1-11}}$ = number of species in each comparison unit, $N_{rc_{1-11}}$ = number of common species in the reference unit and each comparison unit, A_r = reference affinity, A_c = comparison affinity, A_f = floristic affinity.

Before doing any calculus and interpretation based on FAM, it is of crucial importance to understand that the floristic affinity is not equal with the number of common species, nor with the number of total species. A big or small number of common species and a high or low affinity is not the same. Two localities sharing the biggest number of common species may be or not the localities with the highest floristic affinity. The calculi decide clearly such dilemmas, simply, by ordering the floras in decreasing order of their floristic affinities.

The floristic affinity is in direct proportional dependence with the number of the common species, but inversely with the total species number. Although the

number of common species of two floras directly influences the floristic affinity, their total number of species is inversely determinative. Therefore, it is a normal situation, when the results of the calculi show that a flora with many common species and many total species has lower affinity than another flora with few common species and few total species. Also normal is when the calculi show higher affinity, even in a resemblant case. The most important thing is just to not make mistakes when calculating the affinities, and then to accept the results with no hesitation, because arithmetic calculi are objective. They do not depend on any inclination of anybody; they do not favourite and do not ignore anything. The method was elaborated expressly to make possible much more precise comparisons between the floras than simple or maybe subjective comparisons of their taxonomical lists.

Paleofloristic composition of the European Jurassic macroflora

The floristic affinity should base on the most possible complete list of the published species, in the current case evidently on the list of those species that are present in the Jurassic macroflora of Europe.

This study is based on the list of taxa of the European Jurassic macrofloras published by Barbacka *et al.* (2014). In this study, the list has been completed by including other taxa described by Dragastan, Bărbulescu (1980), Czier (1994; 1995a; 1995b; 1995c; 1996; 1997b; 1998a; 1998b; 2000; 2001a; 2001b; 2004; 2005; 2006; 2008; 2009; 2010; 2011; 2014), and Popa (2014).

- Addition to the floristical composition of Romania of *Abietites praelinkii* Givulescu, *Aninopteris formosa* Givulescu, *Anomozamites inconstans* (Göppert) Schimper, *Arctopteris inexpectata* Givulescu, *Banatozamites calvus* Czier, *Banatozamites chlamydostomus* Czier, *Banatozamites remotus* Czier, *Brachyphyllum aureliae* Dragastan, *Bucklandia aninaensis* Czier, *Carpolithes liasinus* Andrae, *Cheirolepidium muensteri* (Schenk) Takhtadjan, *Cladophlebis browniana* (Dunker) Seward, *Cladophlebis haiburnensis* Lindley et Hutton, *Cladophlebis insignis* (Lindley et Hutton) Raciborski, *Cladophlebis naliokini* Thomas, *Cladophlebis roesserti* (Schenk) Saporta, *Cladophlebis rumana* Semaka, *Cladophlebis semakai* Czier, *Cladophlebis silvaeregis* Czier, *Cladophlebis whitbiensis* (Brongniart) Brongniart, *Coniopteris hymenophylloides* (Brongniart) Seward, *Ctenis grandifolia* Fontaine, *Ctenis hungarica* Staub, *Cycadocarpidium swabii* Nathorst, *Czekanowskia hartzii* Harris, *Czekanowskia rigida* Heer, *Dictyophyllum acutilobum* (Braun) Schenk, *Dictyophyllum muensteri* Saporta, *Eboracia lobifolia* (Philips) Thomas, *Equisetites arenaceus* (Jaeger) Schenk, *Equisetites columnaris* Brongniart, *Equisetites muensteri* (Sternberg) Harris,

Equisetites ungeri Ettingshausen, *Equisetites veronensis* Zigno, *Equisetum laterale* Phillips em. Harris, *Ginkgo baieraeformis* (Kilpper) Czier, *Ginkgo digitata* (Brongniart) Heer, *Ginkgo ettingshausenii* (Krasser) Czier, *Ginkgo marginata* (Nathorst) Czier, *Ginkgo minima* (Yabe et Oishi) Czier, *Ginkgo parvifolia* Tuzson, *Ginkgo polymorpha* (Samylyna) Czier, *Ginkgo skottsbergii* (Lundblad) Czier, *Klukia exilis* (Phillips) Raciborski, *Leptostrobus laxiflora* Heer, *Marattiopsis hoerensis* (Schimper) Thomas, *Matonidium goepperti* (Ettingshausen) Schenk, *Nellostrobus inconstans* Semaka, *Nellostrobus quadraticus* Semaka, *Neocalamites carcinoides* Harris, *Nilssonina inaequalis* Givulescu, *Nilssonina schauburgensis* (Dunker) Nathorst, *Nilssoniopteris tenuinervis* (Brongniart) Florin, *Nilssoniopteris vittata* Brongniart, *Palissya braunii* Endlicher, *Phlebopteris braunii* (Göppert) Hirmer et Hörhammer, *Phlebopteris dunkeri* Schenk, *Phlebopteris polypodioides* Brongniart, *Phoenicopsis angustifolia* Heer, *Pityophyllum follini* (Nathorst) Möller, *Podozamites lanceolatus* (Lindley et Hutton) Braun, *Podozamites mucronatus* Harris, *Protorhipis buchii* Andrae, *Pseudocycas dunkeriana* (Goeppert) Florin, *Pseudotorellia nordenskjoldi* (Nathorst) Florin, *Pterophyllum cuspidatum* Ettingshausen, *Pterophyllum inconforme* Givulescu, *Pterophyllum magoti* Semaka, *Pterophyllum marginata* (Braun) Unger, *Pterophyllum pectinatum* (Jaeger) Csaki et Ulrichs em. Czier, *Ptilophyllum aninaensis* Czier, *Ptilophyllum caucasicum* Doludenko et Svanidze, *Ptilophyllum minor* Dragastan in Dragastan et Bărbulescu, *Receaphyllum grandis* Czier, *Sagenopteris nilssoniana* (Brongniart) Ward, *Sagenopteris phillipsii* Brongniart, *Schizolepis follinii* Nathorst, *Selenocarpus muensterianus* (Presl in Sternberg) Schenk, *Sphenobaiera colchica* (Prynada) Delle, *Sphenobaiera crassa* Givulescu, *Sphenobaiera rarefurcata* Semaka, *Sphenopteris hoeninghausi* Brongniart, *Sphenopteris obtusifolia* Andrae, *Taeniopteris multinervis* Weiss, *Taeniopteris münsteri* Göppert, *Taeniopteris tenuinervis* Brauns, *Todites denticulatus* Brongniart, *Todites haiburnensis* (Lindley et Hutton) Kilpper, *Todites princeps* Presl, *Williamsonia aninaensis* Czier, *Williamsonia danubii* Dragastan in Dragastan et Bărbulescu, *Williamsonia pecten* Phillips, *Zamites vachrameevii* Doludenko;

- Addition to the floristical composition of Hungary of *Cladophlebis baueri* Czier, *Cladophlebis mecsekensis* Czier, *Pachypteris rhomboidalis* (Ettingshausen) Nathorst, *Palissya sphenolepis* (Braun) Brongniart, *Phlebopteris muensteri* (Schenk) Hirmer et Hörhammer.

Table 1 contains the new floristic enumeration, mentioning also the presence (1) or absence (0) of each species in the Jurassic floras of the states.

The floristical list resulted by centralizing the occurrences of the species in each locality of the states: Switzerland (Basel), Germany (Franken, Solnhofen,

Nussplingen, Brunn), Denmark (Scoresby), France (Vendée, Causses, Mamers, Jura), Hungary (Mecsek), Italy (Veneto, Sardegna), Norway (Brent, Andoya), Poland (Holy Cross, Grojec, Wólka), Romania (Banat, Braşov, King Forest, Dobrogea), Serbia (Stara Planina), Sweden (Scania), United Kingdom (Bearreraig, Sutherland, Stonesfield, Yorkshire).

No new determinations are added on this occasion, nor unpublished own revisions. Only some nomenclatural changes are proposed in the case of the Romanian and Hungarian floras, where such issues stringently need corrections. To be in maximal though acceptable concordance with the style of the old list, specimens that are not revised in the published literature are let with their original determinations.

The FAM stipulates that full-determined and valid species constitute basis of the calculi. Only these can lead to relevant comparisons and conclusions. Unpublished species, *nomina nuda*, invalid species, uncertainly determined species, species with zero presence in all the listed floras, and genera containing no one species in no one flora, are not subject of this paper. Consequently, paleobotanists, biostratigraphers, paleophytogeographers, paleoclimatologists, and other scientists may trust equally in the obtained results.

Comparing the new list to the old list, basically, the determinations of the maintained species are unchanged. Varieties, if present, are not rejected, just omitted, being not required by the method. Therefore, in no case the same species is written several times, in distinct rows. Anyway, such writings may cause errant sums at counting, though they do not increase the real number of the species. The already mentioned necessary nomenclatural proposals are concretised as follows.

- Major changes based on the priority principle, in accordance with Art. 11 of the International Code of Nomenclature for algae, fungi, and plants (McNeill *et al.* 2012), namely that the later homonyms are illegitimate and must be rejected, and the valid names should be used: *Pachypteris rhomboidalis* (Ettingshausen) Nathorst instead of *Pachypteris rhomboidalis* (Ettingshausen) Doludenko; *Weltrichia alfredi* (Krasser) Harris instead of *Weltrichia alfredii* (Krasser) Popa – moreover twice appeared in the old list; *Weltrichia banatica* (Krasser) Givulescu instead of *Weltrichia banatica* (Krasser) Popa; *Williamsonia banatica* Krasser instead of *Williamsonia banatica* (Krasser) Popa, which in fact is not a real combination, but only an illegitimate later writing; *Williamsonia latecostata* Semaka instead of *Williamsonia latecostata* (Semaka) Popa, which also is false, because Semaka described the species *Williamsonia latecostata* as new one, so combining it in the same genus is superfluous, and in fact impossible;

- Minor changes are done to write completely and correctly some

combinations: *Clathropteris meniscioides* (Brongniart) Brongniart instead of *Clathropteris meniscioides* Brongniart; *Dictyophyllum nervulosum* (Sternberg) Kilpper instead of *Dictyophyllum nervulosum* Kilpper; *Ginkgo skottsbergii* (Lundblad) Cziesler instead of *Ginkgo scottsbergii* Lundblad; *Otozamites gracilis* (Kurr) Miquel instead of *Otozamites gracilis*; *Podozamites distans* (Presl) Braun instead of *Podozamites distans* (Braun) Presl.

Calculi and results

The first calculi are simple additions of the presences of the species in each flora. These permit to mention the states in order of their species number: United Kingdom with 263 species, Romania with 157 species, France with 109 species, Sweden with 107 species, Poland with 83 species, Denmark with 77 species, Italy with 67 species, Germany with 52 species, Hungary with 52 species, Norway with 28 species, Serbia with 25 species, Switzerland with 7 species.

The flora from Romania has 32 common species with the flora from the United Kingdom, 26 common species with the flora from Poland, 21 common species with the flora from Hungary, 15 common species with the flora from Denmark, 12 common species with the flora from Sweden, 9 common species with the flora from Norway, 8 common species with the flora from Germany, 7 common species with the flora from Italy, 7 common species with the flora from Serbia, 5 common species with the flora from France, and no one common species with the flora from Switzerland.

Subsequently operations are calculi of the affinities, using the method's formulas. Table 2 contains the calculi in this respect. The results are written in the table, besides the enumeration of the species, in conformity with the method.

The Jurassic macroflora from Romania has various floristic affinities to the Jurassic macrofloras of the European states, in this order: Hungary (26.88), Poland (23.94), Norway (18.94), United Kingdom (16.27), Serbia (16.23), Denmark (14.52), Germany (10.24), Sweden (9.43), Italy (7.45), France (3.89), and Switzerland (0.00). The results clearly show that the flora from Romania has the highest affinity to the flora from Hungary. Although this at first sight seems to be contradictory with the mentioned fact that Romania and the United Kingdom have 32 species in common in contrast to 21 species in common with Hungary, there is no real contradiction, if we look at the mathematical definition and formula of the floristic affinity (Cziesler 2002, p. 14).

Comparisons and interpretations

The Romanian Jurassic macroflora appears to be the second most diverse in Europe, after that of the United Kingdom. However, this does not mean automatically that the Romanian flora has the highest affinity to the United Kingdom flora, because their common species also must take into consideration, and the calculi of the floristic affinities indeed show that it has not! The affinity of the Romanian flora to the United Kingdom flora is only the fourth, after its affinities to the Hungarian, Polish, and Norwegian floras.

Even if the United Kingdom and the Romanian floras are the richest in species in Europe, the big number of their common species is more likely a consequence of their paleogeographic positions than of their big number of total species. The number of their common species much probably would be smaller if Gondwanian elements also were present in one of them like in the Italian flora (Scanu *et al.* 2012), and perhaps even could tend to zero, if one of these floras were completely Gondwanian. Of course, they are European floras; therefore, it is easy to understand that they may have even a big number of common species. However, the big number of their common species is not only a consequence of their high diversity, because there are other states with less diverse floras, but with several common species with the flora from Romania.

The number of the common species between the Jurassic flora from Romania and that from the United Kingdom is, therefore, only partly explainable by the number of their species, and this generally appears true in the case of the rest of the floras. The result of the common species counting in the case of the Romanian and the Polish floras is about what were expectable only because of the number of the species. However, France and Sweden have fewer common species with the flora from Romania, than what could be expected just because of their species number.

Hungary, with about half number of species than France or Sweden, has much more common species with the flora from Romania. This result is at least partly explainable by the confirmed supposition that Mecsek and the King Forest in Jurassic were parts of the same island, situated along the Southern margin of the European carbonate platform, belonging to the Tisza Superunit (Kovács *et al.* 1987; Gawlick *et al.* 1999; Márton 2000; Vörös 2001; Czier 2001c, 2006).

The FAM confirms the resemblance of the Romanian and Hungarian floras, otherwise somewhat supposable owing to their geographical positions. Evidently, the same insular origin of a part of their floras is not the only explanation of this outstanding affinity. The Romanian flora has considerable affinities to other floras too, for example to those from Poland and Norway, although they

paleogeographically more or less were isolated from each other. Therefore, other causes, like resemblant ecosystems, or the general spread of some species in the European province of the Euro-Sinian region, and even beyond, also are enough important to be considered. Such species, present not only in the floras of these two neighbour states, but in at least five European states are *Cladophlebis denticulata* (Brongniart) Fontaine (5 states), *Cladophlebis haiburnensis* Lindley et Hutton (7 states), *Clathropteris meniscioides* (Brongniart) Brongniart (6 states), *Coniopteris hymenophylloides* (Brongniart) Seward (6 states), *Dictyophyllum nilssonii* (Brongniart) Göppert (5 states), *Ginkgo marginata* (Nathorst) Czier (5 states), *Pachypteris rhomboidalis* (Ettingshausen) Nathorst (5 states), *Phlebopteris angustiloba* (Presl) Hirmer et Hörhammer (6 states), *Phlebopteris muensteri* (Schenk) Hirmer et Hörhammer (5 states), *Sagenopteris nilssoniana* (Brongniart) Ward (7 states), *Thaumatopteris brauniana* Popp (6 states), *Todites princeps* Presl (7 states).

Denmark, Italy, and Germany, have in their Jurassic floras at least so many species as Hungary, and all of them have much fewer common species with Romania, therefore the affinities of their floras are smaller than the affinity of the Hungarian flora. Reported to their rather small number of species, Norway and Serbia have relatively big number of common species with Romania, hence it is not a surprise if the calculi show that the affinities of their floras are higher than the affinities of the Danish, German, Swiss, Italian, and French floras. Switzerland and Romania have no common Jurassic macroflora species, the floristic affinity in this case being zero.

Correlation and future prospects

A correlation between the total numbers of the species, the common species numbers, and the floristic affinities of the Romanian Jurassic macroflora to other European Jurassic macrofloras, outcome from the calculi and the results given in Table 3. The graphic representation may help identify the relations between these elements (Fig. 2).

The floristic affinities of the Romanian flora to the other floras are lower than 27 percentages, so they do not exceed the first third on the vertical axis. These reasonably appear as low to middle affinities. However, a general classification of the floristic affinities will be possible only after applying the FAM in several cases, by comparing also other floras between them.

Comparisons might be later extended to the countries for the moment white on the map. Until then, the results of the present study can be used as they are, or as starting points for diverse researches on Jurassic macrofloras. In a larger

context, they hopefully will be utile for paleofloristic researches within the Factor 1 (Permian – Early Cretaceous) established by Cleal, Cascales-Miñana (2014, p. 7), which “is dominated by Pinopsida conifers, Ginkgoopsida and Pteropsida ferns, with some significant contribution from Bennettitopsida, and is essentially equivalent to the Mesophytic Flora of Gothan (1912)”.

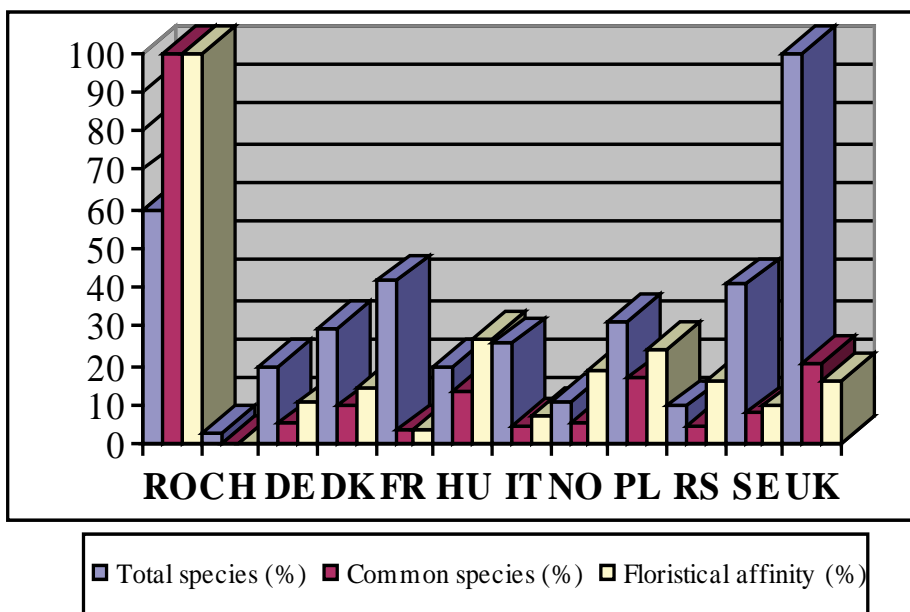


Figure 2. Correlation chart of the total number of species ($N_r - N_{c_{1-11}}$), number of common species ($N_{rc_r} - N_{rc_{1-11}}$), and floristic affinities of the Jurassic macroflora from Romania (RO) to the Jurassic macrofloras of Switzerland (CH), Germany (DE), Denmark (DK), France (FR), Hungary (HU), Italy (IT), Norway (NO), Poland (PL), Serbia (RS), Sweden (SE), United Kingdom (UK).

Conclusions

Because of the total number of species, the Jurassic macroflora from Romania is the second diverse in Europe, after the United Kingdom Jurassic macroflora.

The practical application of the FAM shows that the Jurassic macroflora from Romania has the highest affinity to the Jurassic macroflora from Hungary.

The outstanding affinity between the Romanian and Hungarian Jurassic macrofloras mainly appears as consequence of the island paleogeography of the Southern margin of the European carbonate platform.

Acknowledgements

Author expresses many thanks to Dr. Philippe Moisan (Institute of Geology and Palaeontology, Westphalian Wilhelms-University of Münster, Germany), Dr. Sergei V. Vikulin (Komarov Botanical Institute, Russian Academy of Sciences, Saint Petersburg, Russia), and to Prof. Dr. Patrick S. Herendeen (Systematics and Evolutionary Biology, Chicago Botanic Garden, USA) for all their useful comments. The late Dr. Sándor Kovács (Academic Research Group, Department of Geology, Eötvös Loránd University of Sciences, Budapest, Hungary) also provided valuable help with earlier comments and documentation.

References

- Barbacka, M., Bodor, E., Jarzynka, A., Kustatscher, E., Pacyna, G., Popa, M.E., Scanu, G.G., Thévenard, F., Ziaja, J. 2014. – European Jurassic floras: statistics and palaeoenvironmental proxies. – *Acta Palaeobotanica* 54: 173–195.
- Cleal, C.J., Cascales-Miñana, B. 2014. – Composition and dynamics of the great Phanerozoic Evolutionary Floras. – *Lethaia* 47: 469–484.
- Czier, Z. 1994. – On a new record of *Selenocarpus muensterianus* (Presl) Schenk from the Fireclay Formation of Şuncuiuş (Romania) and the Lower Liassic age of the Flora. – *Review of Palaeobotany and Palynology* 82: 351–363.
- Czier, Z. 1995a. – Two new species of *Cladophlebis* (Plantae, Filicales) from the Lower Liassic of Romania. – *Neues Jahrbuch für Geologie und Paläontologie, Monatshefte* 1: 39–50.
- Czier, Z. 1995b. – Two new fossil plant species from the Lower Liassic of Anina, Romania: *Ptilophyllum aninaensis* n. sp. and *Williamsonia aninaensis* n. sp. – *Neues Jahrbuch für Geologie und Paläontologie, Monatshefte* 12: 747–755.
- Czier, Z. 1995c. – The bibliography of the Liassic flora from Romania. – *Studia Universitatis Babeş-Bolyai, Geologia* 40: 105–111.
- Czier, Z. 1996. – *Banatozamites* Czier, gen. nov. (Cycadeoidales) from the lower Liassic of Romania. – *Review of Palaeobotany and Palynology* 94: 345–356.
- Czier, Z. 1997a. – On the palaeofloristic and palaeophytogeographic significance of the Lower Liassic macroflora from the Pădurea Craiului Mountains (Romania). – *Nymphaea, Folia naturae Bihariae* 23–25: 29–34.
- Czier, Z. 1997b. – Revision of the Lower Liassic macroflora from the Pădurea Craiului Mountains (Romania). – *Nymphaea, Folia naturae Bihariae* 23–25: 17–28.
- Czier, Z. 1998a. – The nomenclatural revision and the taxonomy of the fossil plants kept in the palaeobotanical collection of the Banatului Museum Timișoara. – *Analele Banatului, Științele Naturii* 4: 15–40.
- Czier, Z. 1998b. – *Ginkgo* foliage from the Jurassic of the Carpathian Basin. – *Palaeontology* 41: 349–381.
- Czier, Z. 2000. – *Macroflora liasică din România, cu privire specială asupra Pădurii Craiului*. – (Editura Imprimeriei de Vest) Oradea, 260 p.

- Czier, Z. 2001a. – Determination of the fossil plants kept in Banatului Museum Timișoara. – *Analele Banatului, Științele Naturii* 5: 37–54.
- Czier, Z. 2001b. – Încadrarea paleoclimatică și paleofitogeografică a macroflorei Jurasicului inferior din România. Locul florei în context european. – *Acta Musei Porolissensis* 23: 823–834.
- Czier, Z. 2001c. – A kárpáti-pannón térség ősnövényföldrajza az alsó-jurában. – *Tisicum, a Jász-Nagykun-Szolnok Megyei Múzeumok Évkönyve* 12: 17–25.
- Czier, Z. 2002. – The Floristical Affinity Method – a new comparative method. – *Nymphaea, Folia naturae Bihariae* 29: 11–17.
- Czier, Z. 2004. – Új ősnövények a vasasi (Mecsek hegység) alsó-jurából. – *Tisicum, a Jász-Nagykun-Szolnok Megyei Múzeumok Évkönyve* 13: 29–46.
- Czier, Z. 2005. – *Receaphyllum grandis* Czier g. et sp. nov. from the Lower Jurassic of Romania. – *Nymphaea, Folia naturae Bihariae* 32: 5–22.
- Czier, Z. 2006. – *Cladophlebis mecsekensis* Czier sp. nov. and *Cladophlebis baueri* Czier sp. nov. from the Lower Jurassic of the Carpathian-Pannonian region. – *Nymphaea, Folia naturae Bihariae* 33: 5–24.
- Czier, Z. 2008. – *Banatozamites remotus* Czier sp. nov. (Cycadeoidales) from the Lower Jurassic of Anina, Romania. – *Nymphaea, Folia naturae Bihariae* 35: 5–26.
- Czier, Z. 2009. – *Banatozamites calvus* Czier sp. nov. and *Bucklandia aninaensis* Czier sp. nov. from the Lower Jurassic of Anina, Romania. – *Nymphaea, Folia naturae Bihariae* 36: 5–26.
- Czier, Z. 2010. – The presence of the genus *Ptilophyllum* in the Lower Jurassic flora of Romania. – *Nymphaea, Folia naturae Bihariae* 37: 5–38.
- Czier, Z. 2011. – Revision of *Ptilophyllum*-like leaves from the Lower Jurassic of Romania. – *Nymphaea, Folia naturae Bihariae* 38: 5–16.
- Czier, Z. 2014. – Taxonomic attribution of the species *Pterophyllum pectinatum* (Jaeger) Csaki and Ulrichs, em. Czier (Bennettitales) based on cuticular analysis, and its presence in the Euro-Sinian palaeofloristic region. – *Brukenthal. Acta Musei* 9: 567–586.
- Dragastan, O., Bărbulescu, A. 1980. – La Flore médio-Jurassique de la Dobrogea centrale. – *Dări de Seamă ale Ședințelor Institutului de Geologie și Geofizică* 65: 77–98.
- Gawlick, H.-J., Frisch, W., Vecsei, A., Steiger, T., Böhm, F. 1999. – The change from rifting to thrusting in the Northern Calcareous Alps as recorded in Jurassic sediments. *Geologischen Rundschau* 87: 644–657.
- Givulescu, R. 1998. – *Flora fosilă a Jurasicului inferior de la Anina*. – (Editura Academiei Române), București, 90 p.
- Gothan, W. 1912. – Paläobotanik. In: Korschelt, E., Linck, G., Oltmanns, F., Schaum, K., Simon, H.T., Verworn, M., Teichmann, E.: *Handwörterbuch der Naturwissenschaften* 7: 408–460, Jena.
- Kovács, S., Császár, G., Galács, A., Haas, J., Nagy, E., Vörös, A. 1987. – The Tisza superunit was originally part of the North Tethyan (European) margin. – *Mémoires de la Société Géologique de France* 154: 81–100.
- Márton, E. 2000. – The Tisza Megatectonic Unit in the light of paleomagnetic data. – *Acta Geologica Hungarica* 43: 329–343.

-
- McNeill, J., Turland, N., Barrie, F.R., Buck, W.R., Demoulin, V., Greuter, W., Hawksworth, D.L., Herendeen, P.S., Knapp, S., Marhold, K., Prado, J., Prud'Homme Van Reine, W., Smith, G.F., Wiersema, J. 2012. – *International Code of Nomenclature for algae, fungi, and plants (Melbourne Code) adopted by the Eighteenth International Botanical Congress Melbourne, Australia, July 2011*. – (Gantner Verlag), Koenigstein, 240 p.
- Popa, M.E. 2014. – Early Jurassic bennettitalean reproductive structures of Romania. – *Palaeobiodiversity and Palaeoenvironments* 94: 327–362.
- Scanu, G.G., Kustatscher, E., Pittau, P. 2012. – The Jurassic plant fossils of the Lovisato Collection: preliminary notes. – *Bollettino della Societa Paleontologica Italiana* 51: 71–84.
- Vörös, A. 2001. – Paleobiogeographical analysis: a tool for the reconstruction of Mesozoic Tethyan and Penninic basins. – *Acta Geologica Hungarica* 44: 145–158.

Table 1. Affinities of the Jurassic macroflora from Romania in the European context, based on a new list of species. State abbreviations: RO = Romania, CH = Switzerland, DE = Germany, DK = Denmark, FR = France, HU = Hungary, IT = Italy, NO = Norway, PL = Poland, RS = Serbia, SE = Sweden, UK = United Kingdom. FAM abbreviations see in the main text.

SPECIES	STATE		RO	CH	DE	DK	FR	HU	IT	NO	PL	RS	SE	UK
	Ur	Uc ₁	Uc ₂	Uc ₃	Uc ₄	Uc ₅	Uc ₆	Uc ₇	Uc ₈	Uc ₉	Uc ₁₀	Uc ₁₁		
<i>Abietites praelinkii</i> Givulescu	1	0	0	0	0	0	0	0	0	0	0	0	0	0
<i>Algacites truncatus</i> Schlotheim	0	0	1	0	0	0	0	0	0	0	0	0	0	0
<i>Allicospermum ellipticum</i> Harris	1	0	0	0	0	0	0	0	0	0	0	0	0	0
<i>Allicospermum ooides</i> Harris	0	0	0	0	1	0	0	0	0	0	0	0	0	0
<i>Allicospermum xystum</i> Harris	0	0	0	0	1	0	0	0	0	0	0	0	0	0
<i>Amphorispermum major</i> Harris	0	0	0	0	1	0	0	0	0	0	0	0	0	0
<i>Amphorispermum pullum</i> Harris	0	0	0	0	0	0	0	0	0	0	0	0	0	1
<i>Androstrobus balmei</i> Hill	0	0	0	0	0	0	0	0	0	0	0	0	0	1
<i>Androstrobus major</i> Van Konijnenburg-van Cittert	0	0	0	0	0	0	0	0	0	0	0	0	0	1
<i>Androstrobus manis</i> Harris	0	0	0	0	0	0	0	0	0	0	0	0	0	1
<i>Androstrobus prisma</i> Thomas et Harris	0	0	0	0	0	0	0	0	0	0	0	0	0	1
<i>Androstrobus szei</i> Harris	0	0	0	0	0	0	0	0	0	0	0	0	0	1
<i>Androstrobus wonnacotti</i> Harris	0	0	0	0	0	0	0	0	0	0	0	0	0	1
<i>Angiopteris blackii</i> Van Konijnenburg-van Cittert	0	0	0	0	0	0	0	0	0	0	0	0	0	1
<i>Aninopteris formosa</i> Givulescu	1	0	0	0	0	0	0	0	0	0	0	0	0	0
<i>Annulariopsis simpsoni</i> Phillips	0	0	0	0	0	0	0	0	0	0	0	0	0	1
<i>Anomozamites affinis</i> Nathorst	0	0	0	0	0	0	0	0	0	0	0	0	1	0
<i>Anomozamites hartzii</i> Harris	0	0	0	0	1	0	0	0	0	0	0	0	0	0
<i>Anomozamites inconstans</i> (Göppert) Schimper	1	0	0	0	0	0	0	0	0	0	0	0	0	0
<i>Anomozamites marginatus</i> (Unger) Nathorst	0	0	0	0	0	1	0	1	0	0	0	0	1	0

Tabel 1. Continued

<i>Anomozamites minor</i> Nathorst	0	0	0	0	0	0	0	0	0	0	0	0	0	0	1	0
<i>Anomozamites nilssonii</i> Phillips	0	0	0	0	0	0	0	0	0	0	0	0	0	0	0	1
<i>Anomozamites thomasi</i> Harris	0	0	0	0	0	0	0	0	0	0	0	0	0	0	0	1
<i>Anthrophyopsis crassinervis</i> Nathorst	0	0	0	0	0	0	0	0	0	0	0	0	0	0	1	0
<i>Anthrophyopsis nilssonii</i> Nathorst	0	0	0	0	0	0	0	0	0	0	0	0	0	0	1	0
<i>Anthrophyopsis tenuinervis</i> Nathorst	0	0	0	0	0	0	0	0	0	0	0	0	0	0	1	0
<i>Apoldia latifolia</i> (Schimper) Barale	0	0	0	0	0	0	1	0	0	0	0	0	0	0	0	0
<i>Araucarites brodiei</i> Carruthers	0	0	0	0	0	0	0	0	0	0	0	0	0	0	0	1
<i>Araucarites falsanii</i> (Saporta) Barale	0	0	1	0	0	1	0	0	0	0	0	0	0	0	0	0
<i>Araucarites microphylla</i> (Saporta) Seward	0	0	0	0	0	1	0	0	0	0	0	0	0	0	0	0
<i>Araucarites moreauana</i> (Saporta) Seward	0	1	0	0	0	1	0	0	0	0	0	0	0	0	0	0
<i>Araucarites phillipsii</i> Carruthers	0	0	0	0	0	0	0	0	0	0	0	0	0	0	0	1
<i>Araucarites pictaviensis</i> (Saporta) Barale	0	0	0	0	0	1	0	0	0	0	0	0	0	0	0	0
<i>Arctopteris inexpectata</i> Givulescu	1	0	0	0	0	0	0	0	0	0	0	0	0	0	0	0
<i>Arthrotaxites ballostichus</i> Sternberg	0	0	1	0	0	0	0	0	0	0	0	0	0	0	0	0
<i>Arthrotaxites frischmanni</i> Unger	0	0	1	0	0	0	0	0	0	0	0	0	0	0	0	0
<i>Aspidites thomasi</i> Harris	0	0	0	0	0	0	0	0	0	0	0	0	0	0	0	1
<i>Asplenium rigidum</i> Vassilevskaja	0	0	0	0	0	0	0	0	0	0	0	0	0	0	0	1
<i>Baiera brauniana</i> Dunk	0	0	0	0	0	0	0	0	0	0	0	0	0	0	0	1
<i>Baiera curvata</i> Nathorst	0	0	0	0	0	0	0	0	0	0	0	0	0	0	1	0
<i>Baiera furcata</i> (Lindley et Hutton) Braun	0	0	0	0	0	0	0	0	0	1	0	0	0	0	0	1

Tabel 1. Continued

<i>Baiera gracilis</i> Bunbury	0	0	0	0	0	0	0	0	0	0	0	0	0	0	0	0	0	0	0	0	0		
<i>Baiera lindleyana</i> Schimper	0	0	0	0	0	0	0	0	0	0	0	0	0	0	0	0	0	0	0	0	0	1	
<i>Baiera longifolia</i> Pomel	0	0	0	1	0	0	0	0	0	0	0	0	0	0	0	0	0	0	0	0	1	0	0
<i>Baiera muensteriana</i> (Presl) Heer	0	0	0	1	0	0	0	0	0	0	0	0	0	0	0	0	0	0	0	0	1	0	0
<i>Baiera paucipartita</i> Nathorst	0	0	0	0	0	0	0	0	0	0	0	0	0	0	0	0	0	0	0	0	0	1	0
<i>Baiera verrucosa</i> Barale	0	0	0	1	0	0	1	0	0	0	0	0	0	0	0	0	0	0	0	0	0	0	0
<i>Banatozamites calvus</i> Czies	1	0	0	0	0	0	0	0	0	0	0	0	0	0	0	0	0	0	0	0	0	0	0
<i>Banatozamites chlamydozomus</i> Czies	1	0	0	0	0	0	0	0	0	0	0	0	0	0	0	0	0	0	0	0	0	0	0
<i>Banatozamites remotus</i> Czies	1	0	0	0	0	0	0	0	0	0	0	0	0	0	0	0	0	0	0	0	0	0	0
<i>Beania carruthersi</i> Nathorst	0	0	0	0	0	0	0	0	0	0	0	0	0	0	0	0	0	0	0	0	0	0	1
<i>Beania gracilis</i> Carruthers	0	0	0	0	0	0	0	0	0	0	0	0	0	0	0	0	0	0	0	0	0	0	1
<i>Beania kochi</i> Harris	0	0	0	0	0	1	0	0	0	0	0	0	0	0	0	0	0	0	0	0	0	0	0
<i>Beania mamayi</i> Thomas et Harris	0	0	0	0	0	0	0	0	0	0	0	0	0	0	0	0	0	0	0	0	0	0	1
<i>Bennetticarpus diodon</i> Harris	0	0	0	0	0	0	0	0	0	0	0	0	0	0	0	0	0	0	0	0	0	0	1
<i>Bennetticarpus exiguus</i> Harris	0	0	0	0	0	0	0	0	0	0	0	0	0	0	0	0	0	0	0	0	0	1	0
<i>Bennetticarpus fragum</i> Harris	0	0	0	0	0	0	0	0	0	0	0	0	0	0	0	0	0	0	0	0	0	0	1
<i>Bennetticarpus litchi</i> Harris	0	0	0	0	0	0	0	0	0	0	0	0	0	0	0	0	0	0	0	0	0	0	1
<i>Bennetticarpus tylotus</i> Harris	0	0	0	0	0	1	0	0	0	0	0	0	0	0	0	0	0	0	0	0	0	0	0
<i>Bennettistemon bursigerum</i> Harris	0	0	0	0	0	0	0	0	0	0	0	0	0	0	0	0	0	0	0	0	0	1	0
<i>Bennettites peachianus</i> Carruthers	0	0	0	0	0	0	0	0	0	0	0	0	0	0	0	0	0	0	0	0	0	0	1
<i>Bernettia inopinata</i> Gothan	0	0	0	1	0	0	0	0	0	0	0	0	0	0	0	0	0	0	0	0	0	0	0

Tabel 1. Continued

<i>Bernettia phialophora</i> Harris	0	0	0	0	1	0	0	0	0	0	0	0	0	0	0	0	0	0	0
<i>Bilsdalea dura</i> Harris	0	0	0	0	0	0	0	0	0	0	1	0	0	0	0	0	0	0	1
<i>Bjuria simplex</i> Florin	0	0	0	0	0	0	0	1	0	0	0	0	0	0	0	0	0	0	0
<i>Brachyphyllum appropinquatum</i> Wesley	0	0	0	0	0	0	0	0	1	0	0	0	0	0	0	0	0	0	0
<i>Brachyphyllum ardenicum</i> Harris	0	0	0	0	0	0	0	0	0	0	0	0	0	0	0	0	0	0	1
<i>Brachyphyllum aureliae</i> Dragastan in Dragastan et Bărbulescu	1	0	0	0	0	0	0	0	0	0	0	0	0	0	0	0	0	0	0
<i>Brachyphyllum crucis</i> Kendall	0	0	0	0	0	0	0	1	0	0	1	0	0	0	0	0	0	0	1
<i>Brachyphyllum cyclophorum</i>	0	0	0	0	0	0	0	0	0	0	0	0	0	0	0	0	0	0	0
Reymanowna																			
<i>Brachyphyllum desnoyersii</i>	0	0	0	0	0	0	1	0	0	0	0	0	0	0	0	0	0	0	0
(Brongniat) Saporta																			
<i>Brachyphyllum elegans</i> (Saporta) Barale	0	0	0	0	0	0	1	0	0	1	0	0	0	0	0	0	0	0	0
<i>Brachyphyllum expansum</i> (Sternberg) Seward	1	0	0	0	0	0	1	0	0	1	0	0	0	0	0	0	0	0	1
<i>Brachyphyllum flexile</i> Nathorst	0	0	0	0	0	0	0	0	0	0	0	0	0	0	0	0	1	0	0
<i>Brachyphyllum frischmanni</i> Unger	0	0	0	1	0	0	0	0	0	0	0	0	0	0	0	0	0	0	0
<i>Brachyphyllum graciliforme</i> Wesley	0	0	0	0	0	0	0	0	0	0	1	0	0	0	0	0	0	0	0
<i>Brachyphyllum hettangense</i> Saporta	0	0	0	0	0	0	1	0	0	0	0	0	0	0	0	0	0	0	0
<i>Brachyphyllum kendallianum</i> Wesley	0	0	0	0	0	0	0	0	0	1	0	0	0	0	0	0	0	0	0
<i>Brachyphyllum mamillare</i> (Braun) Lindley et Hutton	0	0	0	0	0	0	0	1	0	0	0	0	0	0	0	0	0	0	1
<i>Brachyphyllum nepos</i> Saporta	0	0	1	0	0	0	0	0	0	0	0	0	0	0	0	0	0	0	0
<i>Brachyphyllum nordenskiöldii</i> Nathorst	0	0	0	0	0	0	0	0	0	0	0	0	0	0	0	0	0	1	0
<i>Brachyphyllum papareli</i> Saporta	0	0	0	0	0	0	1	1	0	0	0	0	0	0	0	0	0	0	0
<i>Brachyphyllum praetermissum</i> Wesley	0	0	0	0	0	0	0	0	0	0	1	0	0	0	0	0	0	0	0

Tabel 1. Continued

<i>Brachyphyllum speciosa</i> (Pomel)	0	0	1	0	0	1	0	0	0	0	0	0	0	0	0	0	0	0	0
<i>Saporta</i>																			
<i>Brachyphyllum thuroides</i> (Pomel)	0	1	1	0	0	1	0	0	0	0	0	0	0	0	0	0	0	0	0
<i>Barale</i>																			
<i>Brachyphyllum trautii</i> Barale et Contini	0	0	0	0	0	1	0	0	0	0	0	0	0	0	0	0	0	0	0
<i>Brachyphyllum tropidimorphum</i> Wesley	0	0	0	0	0	0	0	0	1	0	0	0	0	0	0	0	0	0	0
<i>Bucklandia aninaensis</i> Czier	1	0	0	0	0	0	0	0	0	0	0	0	0	0	0	0	0	0	0
<i>Bucklandia gigas</i> Seward	0	0	0	0	0	0	0	0	0	0	0	0	0	0	0	0	0	0	1
<i>Bucklandia milleriana</i> Carruthers	0	0	0	0	0	0	0	0	0	0	0	0	0	0	0	0	0	0	1
<i>Bysmatospermum</i>																			
<i>Macrotrachelum</i> Harris	0	0	0	1	0	0	0	0	0	0	0	0	0	0	0	0	0	0	0
<i>Calamites rotifer</i> Harris	0	0	0	0	0	0	0	0	0	0	0	0	0	0	0	0	0	0	1
<i>Calliptys leptoderma</i> Harris	0	0	0	1	0	0	0	0	0	0	0	0	0	0	0	0	0	0	0
<i>Campopteris incisa</i> Nathorst	0	0	0	0	0	0	0	0	0	0	0	0	0	0	0	0	0	1	0
<i>Campopteris serrata</i> Kurr	0	0	0	0	0	0	0	0	0	0	0	0	0	0	0	0	0	1	0
<i>Campopteris spiralis</i> Nathorst	0	0	0	0	0	0	0	0	0	0	0	0	0	0	0	0	0	1	0
<i>Carpolithes cepa</i> Harris	0	0	0	0	0	0	0	0	0	0	0	0	0	0	0	0	0	0	1
<i>Carpolithes diospyrifomis</i> Sternberg	0	0	0	0	0	0	0	0	0	0	0	0	0	0	0	0	0	0	1
<i>Carpolithes lia sinus</i> Andrae	1	0	0	0	0	0	0	0	0	0	0	0	0	0	0	0	0	0	0
<i>Caytonanthus arberi</i> (Thomas) Harris	0	0	0	0	0	0	0	0	0	0	0	0	0	0	0	0	0	0	1
<i>Caytonanthus kochi</i> Harris	0	0	0	1	0	0	0	0	0	0	0	0	0	0	0	0	0	0	0
<i>Caytonanthus oncodes</i> Harris	0	0	0	0	0	0	0	0	0	0	0	0	0	0	0	0	0	0	1
<i>Caytonia kendalli</i> Harris	0	0	0	0	0	0	0	0	0	0	0	0	0	0	0	0	0	0	1
<i>Caytonia nathorsti</i> Thomas	0	0	0	0	0	0	0	0	0	0	0	0	0	0	0	0	0	0	1

Tabel 1. Continued

<i>Cladophlebis mecsekensis</i> Czier	0	0	0	0	0	0	0	0	0	1	0	0	0	0	0	0	0	0	0
<i>Cladophlebis nalioikini</i> Thomas	1	0	0	0	0	0	0	0	0	0	0	0	0	0	0	0	0	0	0
<i>Cladophlebis nebbensis</i> (Brongniart) Nathorst	1	0	0	0	0	0	0	0	0	0	0	0	0	0	0	0	0	1	0
<i>Cladophlebis roesserti</i> (Schenk) Saporta	1	0	0	0	0	0	0	0	1	0	0	0	1	0	0	0	0	0	0
<i>Cladophlebis rumana</i> Semaka	1	0	0	0	0	0	0	0	0	0	0	0	0	0	0	0	0	0	0
<i>Cladophlebis scoresbyensis</i> Harris	0	0	0	0	0	0	0	0	0	0	0	0	0	0	0	0	0	1	0
<i>Cladophlebis semakai</i> Czier	1	0	0	0	0	0	0	0	0	0	0	0	0	0	0	0	0	0	0
<i>Cladophlebis silvaeregis</i> Czier	1	0	0	0	0	0	0	0	0	0	0	0	0	0	0	0	0	0	0
<i>Cladophlebis svedbergii</i> Johansson	0	0	0	0	1	0	0	0	0	0	0	0	0	0	0	0	0	1	0
<i>Cladophlebis whitbiensis</i> (Brongniart) Brongniart	1	0	0	0	0	0	0	0	0	0	0	0	0	0	0	0	0	0	0
<i>Clasostrobilus tozerianus</i> Thévenard	0	0	0	0	0	0	1	0	0	0	0	0	0	0	0	0	0	0	0
<i>Clasostrobilus rishra</i> (Barnard) Alvin	0	0	0	0	0	0	1	0	0	0	0	0	0	0	0	0	0	0	0
<i>Clathropteris meniscioides</i> (Brongniart) Brongniart	1	0	1	1	0	0	1	0	1	0	0	1	0	0	0	1	0	1	0
<i>Clathropteris obovata</i> Oishi	0	0	0	0	0	0	0	0	0	0	0	0	0	0	0	0	0	0	1
<i>Clathropteris platyphylla</i> Gothan	0	0	0	0	0	0	0	0	0	0	0	0	0	0	0	0	0	1	0
<i>Condylites brongniartii</i> (Saporta) Barale	0	0	1	0	1	0	0	0	1	0	0	0	0	0	0	0	0	0	0
<i>Coniferocaulon colymbaeforme</i> Fliche	0	0	0	0	0	0	0	0	0	0	0	0	0	0	0	0	0	0	1
<i>Coniopteris arguta</i> Lindley et Hutton	0	0	0	0	0	0	0	0	0	0	0	0	0	0	0	0	0	0	1
<i>Coniopteris bella</i> Harris	0	0	0	0	0	0	0	0	0	0	0	0	0	0	0	0	0	0	1
<i>Coniopteris burejensis</i> Zalesky	0	0	0	0	0	0	0	0	0	0	0	0	0	0	0	0	0	0	1
<i>Coniopteris hymenophylloides</i> (Brongniart) Seward	1	0	0	0	0	0	0	0	1	1	0	1	1	0	0	1	0	0	1
<i>Coniopteris margaretae</i> Harris	0	0	0	0	0	0	0	0	0	0	0	0	0	0	0	0	0	0	1

Tabel 1. Continued

<i>Coniopteris murrayana</i> Brongniart	1	0	0	0	0	0	0	0	0	0	0	0	0	0	1	0	0	1
<i>Coniopteris quinqueloba</i> Phillips	0	0	0	0	0	0	0	0	0	0	0	0	0	0	0	0	0	1
<i>Coniopteris setacea</i> Vakhrameev	0	0	0	0	0	0	0	0	0	0	0	0	0	0	0	0	0	1
<i>Coniopteris simplex</i> Lindley et Hutton	0	0	0	0	0	0	0	0	0	1	0	0	0	0	1	0	0	1
<i>Conites bucklandii</i> (Stemberg) Cleal et Rees	0	0	0	0	0	0	0	0	0	0	0	0	0	0	0	0	0	1
<i>Conites pontisgrardi</i> Lignier	0	0	0	0	0	1	0	0	0	0	0	0	0	0	0	0	0	0
<i>Conites juddi</i> Seward	0	0	0	0	0	0	0	0	0	0	0	0	0	0	0	0	0	1
<i>Ctenis exilis</i> Harris	0	0	0	0	0	0	0	0	0	0	0	0	0	0	0	0	0	1
<i>Ctenis grandifolia</i> Fontaine	1	0	0	0	0	0	0	0	0	0	0	0	0	0	0	0	0	0
<i>Ctenis hungarica</i> Staub	1	0	0	0	0	0	0	0	0	0	0	0	0	0	0	0	0	0
<i>Ctenis kaneharai</i> Yokoyama	0	0	0	0	0	0	0	0	0	0	0	0	0	0	0	0	0	1
<i>Ctenis nilssonii</i> (Nathorst) Harris	0	0	0	0	0	0	0	0	0	0	0	0	0	0	1	0	0	0
<i>Ctenis potockii</i> Stur	0	0	0	0	0	0	0	0	0	0	0	0	0	0	1	0	0	0
<i>Ctenis reedi</i> Harris	0	0	0	0	0	0	0	0	0	0	0	0	0	0	0	0	0	1
<i>Ctenis stewartiana</i> Harris	0	0	0	0	1	0	0	0	0	0	0	0	0	0	0	0	0	0
<i>Ctenis sulcaulis</i> (Phillips) Ward	0	0	0	0	0	0	0	0	0	0	0	0	0	1	0	0	1	
<i>Ctenis yamanarii</i> Kawasaki	1	0	0	0	0	0	0	0	0	0	0	0	0	0	0	0	0	0
<i>Ctenopteris falcata</i> Nathorst	0	0	0	0	0	0	0	0	0	0	0	0	0	0	0	0	1	0
<i>Ctenozamites cycadea</i> Berger	1	0	0	0	0	1	0	0	0	0	0	0	0	0	0	0	0	1
<i>Ctenozamites leckenbyi</i> (Leckenby) Nathorst	0	0	0	0	0	0	0	0	0	0	0	0	0	0	0	0	0	1
<i>Ctenozamites megalostoma</i> Harris	0	0	0	0	0	0	0	0	0	0	0	0	0	0	0	0	0	1

Tabel 1. Continued

<i>Cupressinocladus iterii</i> (Saporta) Barale	0	0	0	0	0	0	0	0	1	0	0	0	0	0	0	0	0	0	0	0	0
<i>Cupressinocladus strobilifer</i> (Schimper) Barale	0	0	0	0	0	0	0	0	1	0	0	0	0	0	0	0	0	0	0	0	0
<i>Cyatheites decurrens</i> Roemer	1	0	0	0	0	0	0	0	0	0	0	0	0	0	0	0	0	0	0	0	0
<i>Cycadeomyelon hettangense</i> Saporta	0	0	0	0	0	0	0	0	1	0	0	0	0	0	0	0	0	0	0	0	0
<i>Cycadeospermum lovisatolii</i> Krasser	0	0	0	0	0	0	0	0	0	0	1	0	0	0	0	0	0	0	0	0	0
<i>Cycadites delessei</i> Saporta	0	0	0	0	0	0	0	0	1	0	0	0	0	0	0	0	0	0	0	0	0
<i>Cycadites gramineus</i> Heer	0	0	0	0	0	0	0	0	0	0	0	0	0	0	0	0	0	0	0	0	0
<i>Cycadites longifolius</i> Nathorst	0	0	0	0	0	0	0	0	0	0	0	0	0	0	0	0	0	0	1	0	0
<i>Cycadites lortetii</i> Saporta	0	0	0	0	0	0	0	0	1	0	0	0	0	0	0	0	0	0	0	0	0
<i>Cycadites rectangularis</i> Brauns	0	0	0	0	0	0	0	0	1	0	0	0	0	0	0	0	0	0	0	0	0
<i>Cycadocarpidium erdtmanii</i> Nathorst	0	0	0	0	0	0	0	0	0	0	0	0	0	0	0	0	0	0	0	1	0
<i>Cycadocarpidium swabii</i> Nathorst	1	0	0	0	0	0	0	0	0	0	0	0	0	0	0	0	0	0	0	0	0
<i>Cycadolepis eriphorus</i> Harris	0	0	0	0	0	0	0	0	0	0	0	0	0	0	0	0	0	0	0	0	1
<i>Cycadolepis gracilis</i> Barale	0	0	0	0	0	0	0	0	1	0	0	0	0	0	0	0	0	0	0	0	0
<i>Cycadolepis hallei</i> Harris	0	0	0	0	0	0	0	0	0	0	0	0	0	0	0	0	0	0	0	0	1
<i>Cycadolepis harrisianus</i> Barale	0	0	0	0	0	0	0	0	1	0	0	0	0	0	0	0	0	0	0	0	0
<i>Cycadolepis hypene</i> Harris	0	0	0	0	0	0	0	0	0	0	0	0	0	0	0	0	0	0	0	0	1
<i>Cycadolepis infundibulum</i> Barale	0	0	0	0	0	0	0	0	1	0	0	0	0	0	0	0	0	0	0	0	0
<i>Cycadolepis johannaena</i> Barbacka	0	0	0	0	0	0	0	0	0	1	0	0	0	0	0	0	0	0	0	0	0
<i>Cycadolepis nitens</i> Harris	0	0	0	0	0	0	0	0	0	0	0	0	0	0	0	0	0	0	0	0	1
<i>Cycadolepis pelecus</i> Harris	0	0	0	0	0	0	0	0	0	0	0	0	0	0	0	0	0	0	0	0	1

Tabel 1. Continued

<i>Cycadolepis pelligrii</i> Barale	0	0	0	0	0	1	0	0	0	0	0	0	0	0	0	0	0	0	0	0	0	0	0
<i>Cycadolepis rotundatus</i> Barale	0	0	0	0	0	1	0	0	0	0	0	0	0	0	0	0	0	0	0	0	0	0	0
<i>Cycadolepis rugosa</i> Harris	0	0	0	0	1	0	1	0	0	0	0	0	0	0	0	0	0	0	0	0	0	0	0
<i>Cycadolepis spheniscus</i> Harris	0	0	0	0	0	0	0	0	0	0	0	0	0	0	0	0	0	0	0	0	0	0	1
<i>Cycadolepis stenopus</i> Harris	0	0	0	0	0	0	0	0	0	0	0	0	0	0	0	0	0	0	0	0	0	0	1
<i>Cycadolepis thysanota</i> Harris	0	0	0	0	0	0	0	0	0	0	0	0	0	0	0	0	0	0	0	0	0	0	1
<i>Cycadolepis villosa</i> Saporta	0	0	0	0	0	1	0	0	0	0	0	0	0	0	0	0	0	0	0	0	0	0	0
<i>Cycadopteris brauniana</i> (Zigno) Barale	0	0	0	0	0	0	0	1	0	0	0	0	0	0	0	0	0	0	0	0	0	0	0
<i>Cycadopteris heterophylla</i> Zigno	0	0	0	0	0	0	0	1	0	0	0	0	0	0	0	0	0	0	0	0	0	0	0
<i>Cycadopteris jurensis</i> (Kurr) Schenk	0	0	1	0	0	1	0	0	0	0	0	0	0	0	0	0	0	0	0	0	0	0	0
<i>Cycadopteris moretiana</i> (Saporta) Barale	0	0	0	0	0	1	0	0	0	0	0	0	0	0	0	0	0	0	0	0	0	0	0
<i>Cycadopteris obtusifolia</i> (Andrae) Pöpp	1	0	0	0	0	0	0	0	0	0	0	0	0	0	0	0	0	0	0	0	0	0	0
<i>Cycadospadix attenuatus</i> Nathorst	0	0	0	0	0	0	0	0	0	0	0	0	0	0	0	0	0	0	0	0	0	1	0
<i>Cycadospadix hennoqueti</i> (Pomet) Schimper	0	0	0	0	0	1	0	0	0	0	0	0	0	0	0	0	0	0	0	0	0	0	0
<i>Cycadospadix integrus</i> Nathorst	0	0	0	0	0	0	0	0	0	0	0	0	0	0	0	0	0	0	0	0	0	1	0
<i>Cycadospadix pasinianus</i> Zigno	0	0	0	0	0	0	0	0	0	0	0	0	0	0	0	0	0	0	0	0	0	0	1
<i>Cycadospermum impresum</i> Nathorst	0	0	0	0	0	0	0	0	0	0	0	0	0	0	0	0	0	0	0	0	0	1	0
<i>Cycadospermum laevigatum</i> Nathorst	0	0	0	0	0	0	0	0	0	0	0	0	0	0	0	0	0	0	0	0	0	1	0
<i>Cycadospermum pungens</i> Nathorst	0	0	0	0	0	0	0	0	0	0	0	0	0	0	0	0	0	0	0	0	0	1	0
<i>Cycadospermum striolatum</i> Nathorst	0	0	0	0	0	0	0	0	0	0	0	0	0	0	0	0	0	0	0	0	0	1	0
<i>Cycalacis saportae</i> Barale	0	0	0	0	0	0	0	0	1	0	0	0	0	0	0	0	0	0	0	0	0	0	0

Tabel 1. Continued

<i>Cyclopteris minor</i> Zigno	0	0	0	0	0	0	0	0	0	0	0	1	0	0	0	0	0	0	0
<i>Cyparissidium blachii</i> Harris	0	0	0	0	0	0	0	0	0	0	0	0	0	0	0	0	0	0	1
<i>Cyparissidium falsanii</i> (Saporta) Barale	0	0	0	0	0	0	0	1	0	0	0	0	0	0	0	0	0	0	0
<i>Cyparissidium rudlandicum</i> Harris	0	0	0	0	0	0	0	0	0	0	0	0	0	0	0	0	0	0	1
<i>Cyperites tuberosus</i> Brongniart	0	0	1	0	0	0	0	0	0	0	0	0	0	0	0	0	0	0	0
<i>Czekanowskia blackii</i> Harris	0	0	0	0	0	0	0	0	0	0	0	0	0	0	0	0	0	0	1
<i>Czekanowskia furcata</i> Harris et Miller	0	0	0	0	0	0	0	0	0	0	0	1	0	1	0	0	0	0	1
<i>Czekanowskia hartzii</i> Harris	1	0	0	1	0	0	0	0	0	0	0	0	0	0	1	0	0	0	0
<i>Czekanowskia longissima</i> Nathorst	0	0	0	0	0	0	0	0	0	0	0	0	0	0	0	0	0	1	0
<i>Czekanowskia microphylla</i> Phillips	0	0	0	0	0	0	0	0	0	0	0	0	0	0	0	0	0	0	1
<i>Czekanowskia nathorstii</i> Harris	0	0	0	1	0	0	0	0	0	0	0	0	0	0	0	0	1	0	0
<i>Czekanowskia murrayana</i> Lindley et Hutton	0	0	0	0	0	0	0	0	0	0	0	0	0	0	0	0	0	0	1
<i>Czekanowskia rigida</i> Heer	1	0	0	0	0	0	0	0	0	0	0	0	0	1	0	0	0	0	1
<i>Czekanowskia setacea</i> Brongniart	0	0	0	0	0	0	0	0	0	0	0	0	0	1	0	0	0	0	0
<i>Czekanowskia thomasi</i> Harris	0	0	0	0	0	0	0	0	0	0	0	0	0	0	0	0	0	0	1
<i>Dactylethrophium pesostictum</i> Wesley	0	0	0	0	0	0	0	0	0	0	0	1	0	0	0	0	0	0	0
<i>Danaeopsis fecunda</i> Halle	0	0	0	0	0	0	0	0	0	0	0	0	0	0	0	0	0	1	0
<i>Danaeopsis marantacea</i> Heer	0	0	0	0	0	1	0	0	0	0	0	0	0	0	0	0	0	0	0
<i>Deitolepis calyptera</i> Harris	0	0	0	0	0	0	0	0	0	0	0	0	0	0	0	0	0	0	1
<i>Deitolepis crepidota</i> Harris	0	0	0	0	0	0	0	0	0	0	0	0	0	0	0	0	0	0	1
<i>Deitolepis mitra</i> Harris	0	0	0	0	0	0	0	0	0	0	0	0	0	0	0	0	0	0	1

Tabel 1. Continued

<i>Doratophyllum astartensis</i> Harris	0	0	0	0	0	0	0	0	0	0	0	0	0	0	0	0	1	0	0
<i>Doratophyllum nathorstii</i> Florin	0	0	0	0	0	0	0	0	0	0	0	0	0	0	0	0	1	0	0
<i>Doratophyllum scanicum</i> Lundblad	0	0	0	0	0	0	0	0	0	0	0	0	0	0	0	0	1	0	0
<i>Eboracia lobifolia</i> (Phillips) Thomas	1	0	0	0	0	0	0	0	0	0	0	0	0	0	0	0	0	0	1
<i>Elatides curvifolia</i> Dunker	0	0	0	0	0	0	0	0	0	0	0	0	0	0	0	0	0	0	1
<i>Elatides stenbergiana</i> Schenk	0	0	0	0	0	0	0	0	0	0	0	0	0	0	0	0	0	0	1
<i>Elatides thomasi</i> Harris	0	0	0	0	0	0	0	0	0	0	0	0	0	0	0	0	0	0	1
<i>Elatides williamsonii</i> (Lindley et Hutton) Nathorst	0	0	0	0	0	1	0	0	0	0	0	0	0	0	0	0	0	0	1
<i>Elatocladus amblyus</i> Harris	0	0	0	0	1	0	0	0	0	0	0	0	0	0	0	0	0	0	0
<i>Elatocladus laxus</i> Phillips	0	0	0	0	0	0	0	0	0	0	0	0	0	0	0	0	0	0	1
<i>Elatocladus microphyllus</i> (Saporta) Barale	0	0	0	0	0	1	0	0	0	0	0	0	0	0	0	0	0	0	0
<i>Elatocladus oligostomus</i> Harris	0	0	0	0	1	0	0	0	0	0	0	0	0	0	0	0	0	0	0
<i>Elatocladus pachyteichus</i> Harris	0	0	0	0	1	0	0	0	0	0	0	0	0	0	0	0	0	0	0
<i>Elatocladus patens</i> Harris	0	0	0	0	1	0	0	0	0	0	0	0	0	0	0	0	0	0	0
<i>Elatocladus ramosus</i> (Florin) Harris	0	0	0	0	0	0	0	0	0	0	0	0	0	0	0	0	0	0	1
<i>Elatocladus setosus</i> (Phillips) Harris	0	0	0	0	0	0	0	0	0	0	0	0	0	0	0	0	0	0	1
<i>Elatocladus sideriticus</i> Bose	0	0	0	0	0	0	0	0	0	0	0	0	0	0	0	0	0	0	1
<i>Elatocladus tuberculatus</i> Harris	0	0	0	0	1	0	0	0	0	0	0	0	0	0	0	0	0	0	0
<i>Elatocladus veronensis</i> Wesley	0	0	0	0	0	0	0	0	0	0	1	0	0	0	0	0	0	0	0
<i>Elatocladus zamiioides</i> (Leckenby) Seward	0	0	0	0	0	0	0	0	0	0	0	0	0	0	0	0	0	0	1
<i>Elatocladus zignoii</i> Wesley	0	0	0	0	0	0	0	0	0	0	0	0	1	0	0	0	0	0	0
<i>Equisetites arenaceus</i> (Jaeger) Schenk	1	0	0	0	0	0	0	0	0	0	0	0	0	0	0	0	0	0	0

Tabel 1. Continued

<i>Equisetites beani</i> Bunbury	0	0	0	0	0	0	0	0	0	0	0	0	0	0	0	0	0	0	1
<i>Equisetites blandum</i> (Raciborski) Harris	0	0	0	0	0	0	0	0	0	0	0	0	0	0	0	0	0	0	1
<i>Equisetites broeraensis</i> Stopes	0	0	0	0	0	0	0	0	0	0	0	0	0	0	0	0	0	0	1
<i>Equisetites bunburyanus</i> Zigno	0	0	0	0	0	0	0	0	0	0	0	0	0	0	0	0	0	0	0
<i>Equisetites columnaris</i> Brongniart	1	0	0	0	0	0	0	0	0	0	0	0	0	0	1	0	0	0	1
<i>Equisetites gracilis</i> (Nathorst) Halle	0	0	0	0	0	0	0	0	0	0	0	0	0	0	0	0	0	0	0
<i>Equisetites laevis</i> Halle	0	0	0	0	1	0	0	0	0	0	0	0	0	0	0	0	0	0	0
<i>Equisetites lateralis</i> (Phillips) Gould	0	0	0	0	0	0	0	0	0	0	0	0	0	0	0	0	0	0	1
<i>Equisetites muensteri</i> (Sternberg) Harris	1	0	0	0	1	0	0	1	0	0	1	0	0	0	0	0	0	0	0
<i>Equisetites oblongus</i> Grandori	0	0	0	0	0	0	0	0	0	0	0	0	0	0	0	0	0	0	0
<i>Equisetites sarrani</i> (Zeiler) Harris	0	0	0	0	1	0	0	0	0	0	0	0	0	0	0	0	0	0	0
<i>Equisetites ungeri</i> Ettingshausen	1	0	0	0	0	0	0	0	0	0	0	0	0	0	0	0	0	0	0
<i>Equisetites veronensis</i> Zigno	1	0	0	0	0	0	0	0	0	0	0	0	0	0	0	0	0	0	0
<i>Equisetum beani</i> Bunbury	0	0	0	0	0	0	0	0	0	0	0	0	0	0	0	0	0	0	1
<i>Equisetum columnare</i> Brongniart	0	0	0	0	0	0	0	0	0	0	0	0	0	0	0	0	0	0	1
<i>Equisetum duvalii</i> Saporita	0	0	0	0	0	0	0	0	0	0	0	0	0	0	0	0	0	0	0
<i>Equisetum fluviatile</i> Linnæ	0	0	0	0	0	0	0	0	0	0	0	0	0	0	0	0	0	0	0
<i>Equisetum hommeyi</i> Lignier	0	0	0	0	0	0	0	0	0	0	0	0	0	0	0	0	0	0	0
<i>Equisetum laterale</i> Phillips em. Harris	1	0	0	0	0	0	0	0	0	0	0	0	0	0	0	0	0	0	0
<i>Equisetum mamertinus</i> Linnæ	0	0	0	0	0	0	0	0	0	0	0	0	0	0	0	0	0	0	0
<i>Equisetum sarthenensis</i> Linnæ	0	0	0	0	0	0	0	0	0	0	0	0	0	0	0	0	0	0	0

Tabel 1. Continued

<i>Eretmophyllum caussense</i> Thevenard	0	0	0	0	0	0	0	0	1	0	0	0	0	0	0	0	0	0	0
<i>Eretmophyllum pubescens</i> Thomas	0	0	0	0	0	0	0	0	0	0	0	0	0	0	0	0	0	0	1
<i>Eretmophyllum whitbiense</i> Thomas	0	0	0	0	0	0	0	0	0	0	0	0	0	0	0	0	0	0	1
<i>Geinitzia divaricata</i> (Bunbury) Harris	0	0	0	0	0	0	0	0	0	0	1	0	0	0	0	0	0	0	1
<i>Geinitzia rigida</i> (Phillips) Harris	0	0	0	0	0	0	0	0	0	0	0	0	0	0	0	0	0	0	1
<i>Ginkgo baleraeformis</i> (Kilpper) Czier	1	0	0	0	0	0	0	0	0	0	0	0	0	0	0	0	0	0	0
<i>Ginkgo dahlilii</i> Manum et Bose	0	0	0	0	0	0	0	0	0	0	0	1	0	0	0	0	0	0	0
<i>Ginkgo digitata</i> (Brongniart) Heer	1	0	0	0	0	0	0	0	0	0	0	0	1	0	0	0	0	0	1
<i>Ginkgo ettingshausenii</i> (Krasser) Czier	1	0	0	0	0	0	0	0	0	0	0	0	0	0	0	0	0	0	0
<i>Ginkgo flabellatus</i> Unger	0	0	0	1	0	0	0	0	0	0	0	0	0	0	0	0	0	0	0
<i>Ginkgo huttoni</i> (Sternberg) Heer	0	0	0	0	0	0	0	0	0	0	0	1	0	0	0	0	0	0	1
<i>Ginkgo longifolius</i> (Phillips) Harris	0	0	0	0	0	0	0	0	0	0	0	0	0	0	0	0	0	0	1
<i>Ginkgo marginata</i> (Nathorst) Czier	1	0	0	0	1	0	0	1	0	0	0	0	0	0	1	0	0	1	0
<i>Ginkgo minima</i> (Yabe et Oishi) Czier	1	0	0	0	0	0	0	0	0	0	0	0	0	0	0	0	0	0	0
<i>Ginkgo parasingularis</i> Kilpper	1	0	0	0	0	0	0	0	0	0	0	0	0	0	0	0	0	0	0
<i>Ginkgo parvifolia</i> Tuzson	1	0	0	0	0	0	0	0	0	0	0	0	0	0	0	0	0	0	0
<i>Ginkgo polymorpha</i> (Samylna) Czier	1	0	0	0	0	0	0	0	0	0	0	0	0	0	0	0	0	0	0
<i>Ginkgo rarefurcata</i> Linneus	1	0	0	0	0	0	0	0	0	0	0	0	0	0	0	0	0	0	0
<i>Ginkgo sibirica</i> Heer	0	0	0	0	0	0	0	0	0	0	0	0	1	0	0	0	0	0	1
<i>Ginkgo skottsbergii</i> (Lundblad) Czier	1	0	0	0	0	0	0	0	0	0	0	0	0	0	0	0	0	0	0
<i>Ginkgo whitbiensis</i> Harris	0	0	0	0	0	0	0	0	0	0	0	0	1	0	0	0	0	0	1

Tabel 1. Continued

<i>Ginkgoites hermelini</i> (Hartz) Harris	0	0	0	1	0	0	0	0	0	0	0	0	0	0	0	0	0	0	0	0	0	0	0	0
<i>Ginkgoites marginatus</i> (Nathorst) Florin	0	0	0	0	0	1	0	0	0	0	1	0	0	0	1	0	0	0	0	0	0	0	1	0
<i>Ginkgoites minuta</i> (Nathorst) Harris	0	0	0	1	0	1	0	0	0	0	0	0	0	0	0	0	0	0	0	0	0	0	1	0
<i>Ginkgoites faeniatus</i> (Braun) Harris	0	0	0	1	0	0	0	0	0	0	0	0	0	0	0	0	0	0	0	0	0	0	0	0
<i>Ginkgospermum globulare</i> Nathorst	0	0	0	0	0	0	0	0	0	0	0	0	0	0	0	0	0	0	0	0	0	1	0	0
<i>Gleichenia rostafinskii</i> Raciborski	0	0	0	0	0	0	0	0	0	0	0	0	0	0	1	0	0	0	0	0	0	0	0	0
<i>Gleichenites elegans</i> Zigno	0	0	0	0	0	0	0	0	0	0	1	0	0	0	0	0	0	0	0	0	0	0	0	0
<i>Gleichenites nitida</i> Harris	0	0	0	1	0	0	0	0	0	0	0	0	0	0	0	0	0	0	0	0	0	0	0	0
<i>Glyptostrobitis affinis</i> Nathorst	0	0	0	0	0	0	0	0	0	0	0	0	0	0	0	0	0	0	0	0	1	0	0	0
<i>Glyptostrobitis nilssonianus</i> Brongniart	0	0	0	0	0	0	0	0	0	0	0	0	0	0	0	0	0	0	0	0	0	1	0	0
<i>Goepfertella microlobus</i> (Schenk) Oishi et Yamasita	0	0	0	0	0	0	0	0	0	0	0	0	0	0	1	0	0	0	0	0	0	0	0	0
<i>Gonatosorus nathorstii</i> Raciborski	0	0	0	0	0	0	0	0	0	0	0	0	0	0	1	0	0	0	0	0	0	0	0	0
<i>Gutbiera angustiloba</i> Presl	0	0	0	0	0	0	0	0	0	0	1	0	0	0	0	0	1	0	0	0	0	0	0	0
<i>Hastystrobus muirii</i> Van Konijnenburg-van Cittert	0	0	0	0	0	0	0	0	0	0	0	0	0	0	0	0	0	0	0	0	0	0	1	0
<i>Hausmannia asarifolia</i> Zigno	0	0	0	0	0	0	0	0	0	0	1	0	0	0	0	0	0	0	0	0	0	0	0	0
<i>Hausmannia buchii</i> (Andrae) Seward	1	0	0	0	0	0	0	0	0	0	0	0	0	0	0	0	0	0	0	0	0	0	1	0
<i>Hausmannia cracoviensis</i> (Raciborski) Richter	0	0	0	0	0	0	0	0	0	0	0	0	0	0	1	0	0	0	0	0	0	0	0	0
<i>Hausmannia crenata</i> Nathorst	0	0	0	0	0	0	0	0	0	0	0	0	0	0	1	0	0	0	0	0	0	0	0	0
<i>Hausmannia dichotoma</i> Dunk	0	0	0	0	0	0	0	0	0	0	0	0	0	0	0	0	0	0	0	0	0	0	1	0
<i>Hausmannia forchhameri</i> Bartholin	0	0	0	0	0	0	0	0	0	0	0	0	0	0	1	0	0	0	0	0	0	0	0	0
<i>Hausmannia richteri</i> Seward	0	0	0	0	0	0	0	0	0	0	0	0	0	0	0	0	0	0	0	0	0	0	1	0
<i>Hausmannia ussuriensis</i> Kryzhtofovich	1	0	0	0	0	0	0	0	0	0	0	0	0	0	0	0	0	0	0	0	0	0	0	0

Tabel 1. Continued

<i>Hepaticites amaurus</i> Harris	0	0	0	0	0	0	0	1	0	0	0	0	0	0	0	0	0	0	0
<i>Hepaticites arcuatus</i> Lindley et Hutton	1	0	0	0	0	0	0	0	0	0	0	0	0	0	0	0	0	0	1
<i>Hepaticites globosus</i> Harris	0	0	0	0	0	1	0	1	0	0	0	0	0	0	0	0	0	0	0
<i>Hepaticites haiburnensis</i> Harris	0	0	0	0	0	1	0	1	0	0	0	0	0	0	0	0	0	0	1
<i>Hepaticites hymenoptera</i> Harris	0	0	0	0	0	0	0	0	0	0	0	0	0	0	0	0	0	0	1
<i>Hepaticites laevis</i> Harris	0	0	0	0	0	1	0	1	0	0	0	0	0	0	0	0	0	0	0
<i>Hepaticites rosenkranzi</i> Harris	0	0	0	0	0	1	0	1	0	0	0	0	0	0	0	0	0	0	0
<i>Hepaticites wonnacotti</i> Harris	0	0	0	0	0	0	0	0	0	0	0	0	0	0	0	0	0	0	1
<i>Hirmeriella airelensis</i> Muir et Van Cittert	0	0	0	0	0	0	1	0	1	0	0	0	0	0	0	0	0	0	0
<i>Hirmeriella estonensis</i> (Kendall) Harris	0	0	0	0	0	0	0	0	0	0	0	0	0	0	0	0	0	0	1
<i>Hirmeriella kendalliae</i> Harris	0	0	0	0	0	0	0	0	0	0	0	0	0	0	0	0	0	0	1
<i>Hirmeriella maculosum</i> (Kendall) Van Konijnenburg-van Cittert	0	0	0	0	0	0	1	0	0	0	0	0	0	0	0	0	0	0	1
<i>Hirmeriella muersteri</i> (Schenk) Jung	0	0	1	0	1	0	1	0	0	1	0	0	0	0	1	0	0	1	0
<i>Hirmeriella peregrinum</i> Thévenard	0	0	0	0	0	0	1	0	0	0	0	0	0	0	0	0	0	0	0
<i>Hydropterangium hyllingensis</i> Lundblad	0	0	0	0	0	0	0	0	0	0	0	0	0	0	0	1	0	0	0
<i>Hydropterangium marsilioides</i> Halle	0	0	0	0	0	0	0	0	0	0	0	0	0	0	0	1	0	0	0
<i>Isoetes cruciformis</i> Unger	0	0	0	1	0	0	0	0	0	0	0	0	0	0	0	0	0	0	0
<i>Ixostrobus groenlandicus</i> Harris	0	0	0	0	1	0	0	0	0	0	0	0	0	0	0	0	0	0	0
<i>Ixostrobus siemieradzki</i> Raciborski	0	0	0	0	0	0	0	0	0	0	0	0	0	1	0	0	0	0	0
<i>Ixostrobus whitbiensis</i> Harris	0	0	0	0	0	0	0	0	0	0	0	0	0	0	0	0	0	0	1
<i>Karlenia hauptmannii</i> Hauptmann et Van Konijnenburg-van Cittert	0	0	0	1	0	0	0	0	0	0	0	0	0	0	0	0	0	0	0
<i>Klukia exilis</i> (Phillips) Raciborski	1	0	0	0	0	0	0	0	0	0	0	0	0	1	0	0	0	0	1

Tabel 1. Continued

<i>Komlopteris nordenskiöldii</i> (Nathorst) Barbacka	1	0	0	0	0	0	0	0	0	0	0	0	0	0	0	0	0	0	0	0	1	1	1
<i>Komlopteris speciosa</i> (Ettingshausen) Cleal et Rees	0	0	0	0	0	0	0	0	0	0	0	0	0	0	0	0	0	0	0	0	0	0	1
<i>Kylikopteris arguta</i> Lindley et Hutton	1	0	0	0	0	0	0	0	0	0	0	0	0	0	0	0	0	0	0	0	0	0	1
<i>Laccopteris dunkeri</i> Schenk	0	0	0	0	0	0	0	0	0	0	0	0	0	0	0	0	0	0	0	0	0	0	1
<i>Laccopteris rotzoana</i> Zigno	0	0	0	0	0	0	0	0	0	0	0	0	0	1	0	0	0	0	0	0	0	0	0
<i>Lepacyclotes kirchneri</i> Bauer, Kustatscher, Dütsch, Schmeißner, Kriings et Van Konijnenburg-van Cittert	0	0	0	1	0	0	0	0	0	0	0	0	0	0	0	0	0	0	0	0	0	0	0
<i>Lepidopteris ottonis</i> (Göppert) Schimper	0	0	0	0	0	0	0	0	0	0	0	0	0	0	0	0	0	0	0	0	1	0	0
<i>Leptostrobus cancer</i> Harris	0	0	0	0	0	0	0	0	0	0	0	0	0	0	0	0	0	0	0	0	0	0	1
<i>Leptostrobus laxiflora</i> Heer	1	0	0	0	0	0	0	0	0	0	0	0	0	0	0	0	0	0	0	0	0	0	0
<i>Leptostrobus longus</i> Harris	0	0	0	0	1	0	0	0	0	0	0	0	0	0	0	0	0	0	0	0	0	0	0
<i>Lindleycladus lanceolatus</i> (Lindley et Hutton) Harris	0	0	0	0	0	0	0	0	0	0	0	0	0	0	0	0	0	0	0	0	0	0	1
<i>Lomatopteris jurensis</i> (Kurr) Schimper	0	0	0	1	0	0	0	0	0	0	0	0	0	0	0	0	0	0	0	0	0	0	0
<i>Lomatopteris schimperii</i> Schenk	0	0	0	0	0	0	0	0	0	0	0	0	0	0	0	0	0	0	0	0	0	0	0
<i>Lycopodites scanicus</i> Nathorst ex Halle	0	0	0	0	0	0	0	0	0	0	0	0	0	0	0	0	0	0	0	0	0	1	0
<i>Lycostrobus scottii</i> Nathorst	0	0	0	0	1	0	0	0	0	0	0	0	0	0	0	0	0	0	0	0	0	0	0
<i>Marattia anglica</i> Thomas	0	0	0	0	0	0	0	0	0	0	0	0	0	0	0	0	0	0	0	0	0	0	1
<i>Marattia intermedia</i> (Münster) Klipper	1	0	0	0	0	0	0	0	0	0	0	0	0	0	0	0	0	0	0	0	0	0	0
<i>Marattia muensteri</i> (Göppert) Schimper	0	0	0	0	0	0	0	0	0	0	0	0	0	0	0	0	0	0	0	0	1	0	0
<i>Marattiopsis boweri</i> Seward	0	0	0	0	0	0	0	0	0	0	0	0	0	0	0	0	0	0	0	0	0	0	1
<i>Marattiopsis crenulatus</i> Lundblad	0	0	0	0	0	0	0	0	0	0	0	0	0	0	0	0	0	0	0	0	0	0	0

Tabel 1. Continued

<i>Marattiopsis hoerensis</i> (Schimper) Thomas	1	0	0	1	0	0	1	0	0	0	0	0	0	0	0	0	0	0	0
<i>Marskea jurassica</i> (Florin) Harris	0	0	0	0	0	0	0	0	0	0	0	0	0	0	0	0	0	0	1
<i>Marskea laticosta</i> Reymanówna	0	0	0	0	0	0	0	0	0	0	0	0	0	0	0	0	0	0	0
<i>Masculostrobos dorchensis</i> Barale	0	0	1	0	1	0	0	0	0	0	0	0	0	0	0	0	0	0	0
<i>Masculostrobos graiterensis</i> Allenbach et Van Konijnenburg- van Cijffert	0	1	0	0	0	0	0	0	0	0	0	0	0	0	0	0	0	0	0
<i>Masculostrobos zeilleri</i> Seward	0	0	0	0	0	0	0	0	0	0	0	0	0	0	0	0	0	0	1
<i>Matonia braunii</i> (Göppert) Harris	1	0	0	0	0	0	0	0	0	0	0	0	0	0	0	0	0	0	1
<i>Matonidium goepperti</i> (Ettingshausen) Schenk	1	0	0	0	0	0	0	0	0	0	0	0	0	0	0	0	0	0	1
<i>Mirovia lagerheimii</i> (Johansson) Bose et Manum	0	0	0	0	0	0	0	0	0	0	0	0	0	0	0	0	0	0	0
<i>Mirovia persulcata</i> (Johansson) Bose et Manum	0	0	0	0	0	0	0	0	0	0	0	0	0	0	0	0	0	0	0
<i>Nageiopsis longifolia</i> Fontaine	0	0	0	0	0	0	0	0	0	0	0	0	0	0	0	0	0	0	0
<i>Nellostrobos inconstans</i> Semaka	1	0	0	0	0	0	0	0	0	0	0	0	0	0	0	0	0	0	0
<i>Nellostrobos quadraticus</i> Semaka	1	0	0	0	0	0	0	0	0	0	0	0	0	0	0	0	0	0	0
<i>Neocalamites carcinoides</i> Harris	1	0	0	0	0	0	0	0	0	0	0	0	0	0	0	0	0	0	0
<i>Neocalamites carrerei</i> (Zeiler) Halle	0	0	0	0	1	0	0	0	0	0	0	0	0	0	0	0	0	0	0
<i>Neocalamites hoerensis</i> Schimper	0	0	0	0	0	0	0	0	0	0	0	0	0	0	0	0	0	0	1
<i>Neocalamites lehmannianus</i> (Göppert) Weber	0	0	1	0	0	0	0	0	0	0	0	0	0	0	0	0	0	0	0
<i>Neocalamites minutus</i> Gee, Meyer et Van	0	1	1	0	0	0	0	0	0	0	0	0	0	0	0	0	0	0	0
<i>Neocalamites nathorsti</i> Erdtman	0	0	0	0	0	0	0	0	0	0	0	0	0	0	0	0	0	0	1
<i>Nilssonia acuminata</i> (Presl) Göppert	0	0	1	0	0	0	0	0	0	0	0	0	0	0	0	0	0	0	0
<i>Nilssonia banatica</i> Semaka	1	0	0	0	0	0	0	0	0	0	0	0	0	0	0	0	0	0	0

Tabel 1. Continued

<i>Nilssonia brevis</i> Brogniart	0	0	0	0	0	0	0	0	0	0	0	0	0	0	0	0	0	0	0	0	0	0	0	1
<i>Nilssonia compta</i> (Phillips) Brogniart	0	0	0	0	0	0	0	0	0	0	0	0	0	0	0	0	0	0	0	0	0	0	0	1
<i>Nilssonia culgowerensis</i> Van Konijnenburg-van Cittert et Van der Burgh	0	0	0	0	0	0	0	0	0	0	0	0	0	0	0	0	0	0	0	0	0	0	0	1
<i>Nilssonia inaequalis</i> Givulescu	1	0	0	0	0	0	0	0	0	0	0	0	0	0	0	0	0	0	0	0	0	0	0	0
<i>Nilssonia incisoserrata</i> Harris	0	0	0	0	1	0	0	0	0	0	0	0	0	0	0	0	0	0	0	0	0	0	0	0
<i>Nilssonia inouyeni</i> Yokoyama	0	0	0	0	0	0	0	0	0	0	0	0	0	0	0	0	0	0	0	0	0	1	0	0
<i>Nilssonia kendalli</i> Harris	0	0	0	0	0	0	0	0	0	0	0	0	0	0	0	0	0	0	0	0	0	0	0	1
<i>Nilssonia mediana</i> Leckenby	0	0	0	0	0	0	0	0	0	0	0	0	0	0	0	0	0	0	0	0	0	0	0	1
<i>Nilssonia minima</i> Gothan	0	0	0	0	0	0	0	0	0	0	0	0	0	0	0	0	0	0	0	0	0	1	0	0
<i>Nilssonia morayensis</i> Van Konijnenburg-van Cittert et Van der Burgh	0	0	0	0	0	0	0	0	0	0	0	0	0	0	0	0	0	0	0	0	0	0	0	1
<i>Nilssonia obtusa</i> (Nathorst) Harris	0	0	0	0	0	0	0	0	1	0	0	0	0	0	0	0	0	0	0	0	0	0	0	0
<i>Nilssonia orientalis</i> Heer	1	0	0	0	0	0	0	0	0	0	0	0	0	0	0	0	0	0	0	0	0	1	0	1
<i>Nilssonia polymorpha</i> Schenk	0	0	0	1	1	1	0	0	0	0	0	0	0	0	0	0	0	0	0	0	0	0	0	0
<i>Nilssonia pterophylloides</i> Nathorst	0	0	0	0	0	0	0	0	0	0	0	0	0	0	0	0	0	0	0	0	0	0	0	0
<i>Nilssonia revoluta</i> Harris	0	0	0	0	0	0	0	0	0	0	0	0	0	0	0	0	0	0	0	0	0	0	0	1
<i>Nilssonia schauburgensis</i> (Dunker) Nathorst	1	0	0	0	0	0	0	0	0	0	0	0	0	0	0	0	0	0	0	0	0	0	0	0
<i>Nilssonia simplex</i> Nathorst	0	0	0	0	0	0	0	0	0	0	0	0	0	0	0	0	0	0	0	0	0	0	0	0
<i>Nilssonia syllis</i> Harris	0	0	0	0	0	0	0	0	0	0	0	0	0	0	0	0	0	0	0	0	0	0	0	1
<i>Nilssonia tenuicaulis</i> (Phillips) Fox-Straggways	0	0	0	0	0	0	0	0	0	0	0	0	0	0	0	0	0	0	0	0	0	0	0	1
<i>Nilssonia tenuinervis</i> Seward	0	0	0	0	0	0	0	0	0	0	0	0	0	0	0	0	0	0	0	0	0	0	0	1

Tabel 1. Continued

<i>Nilssonia undulata</i> Harris	1	0	0	1	0	0	0	0	0	0	0	0	0	0	0	0	0	0	0
<i>Nilssoniopteris airopokensis</i> Harris	0	0	0	1	0	0	0	0	0	0	0	0	0	0	0	0	0	0	0
<i>Nilssoniopteris major</i> Lindley et Hutton	0	0	0	0	0	0	0	0	0	0	0	0	0	0	0	0	0	0	1
<i>Nilssoniopteris norvegicus</i> Manum et Bose	0	0	0	0	0	0	0	0	0	0	0	0	0	0	0	0	0	0	0
<i>Nilssoniopteris pristis</i> Harris	0	0	0	0	0	0	0	0	0	0	0	0	0	0	0	0	0	0	1
<i>Nilssoniopteris tenuinervis</i> (Brongniart) Florin	1	0	0	0	0	0	0	0	0	0	0	0	0	0	0	0	0	0	0
<i>Nilssoniopteris vittata</i> Brongniart	1	0	0	0	0	0	0	0	0	0	0	0	0	0	0	0	0	0	1
<i>Odrolepis liassica</i> Barbacka et Zijsla	0	0	0	0	0	0	0	0	0	0	0	0	0	0	0	0	0	0	0
<i>Osmundopsis hillii</i> Van Konijnenburg-van Cittert	0	0	0	0	0	0	0	0	0	0	0	0	0	0	0	0	0	0	1
<i>Osmundopsis plectrophora</i> Harris	0	0	0	0	0	0	0	0	0	0	0	0	0	0	0	0	0	0	0
<i>Osmundopsis sturi</i> (Raciborski) Harris	1	0	0	0	0	0	0	0	0	0	0	0	0	0	0	0	0	0	1
<i>Oswaldheeria macrophylla</i> (Florin) Bose et Manum	0	0	0	0	0	0	0	0	0	0	0	0	0	0	0	0	0	0	0
<i>Otozamites anglica</i> Seward	0	0	0	0	0	0	0	0	0	0	0	0	0	0	0	0	0	0	1
<i>Otozamites beani</i> (Brongniart) Lindley et Hutton	0	0	0	0	0	0	0	0	0	0	0	0	0	0	0	0	0	0	1
<i>Otozamites brevifolius</i> Braun	0	0	0	0	0	0	0	0	0	0	0	0	0	0	0	0	0	0	0
<i>Otozamites bucklandii</i> Brongniart	0	0	0	0	0	0	0	0	0	0	0	0	0	0	0	0	0	0	0
<i>Otozamites bunburyanus</i> Zigno	0	0	0	0	0	0	0	0	0	0	0	0	0	0	0	0	0	0	0
<i>Otozamites falcatus</i> Nathorst	0	0	0	0	0	0	0	0	0	0	0	0	0	0	0	0	0	0	0
<i>Otozamites falsus</i> Harris	0	0	0	0	0	0	0	0	0	0	0	0	0	0	0	0	0	0	0
<i>Otozamites feistmantelii</i> Zigno	0	0	0	0	0	0	0	0	0	0	0	0	0	0	0	0	0	0	0
<i>Otozamites gracilis</i> (Kurr) Miquel	0	0	0	0	0	0	0	0	0	0	0	0	0	0	0	0	0	0	0

Tabel 1. Continued

<i>Otozamites gramineus</i> (Brongniart) Phillips	0	0	0	0	0	0	0	0	0	0	0	0	0	0	0	0	0	0	0	0	0	0	0	0	0	0	1	
<i>Otozamites graphicus</i> (Brongniart) Leckenby	0	0	0	0	0	0	0	0	0	0	0	0	0	0	0	0	0	0	0	0	0	0	0	0	0	0	0	1
<i>Otozamites lagotis</i> Brongniart	0	0	0	0	0	0	0	1	0	0	0	0	0	0	0	0	0	0	0	0	0	0	0	0	0	0	0	0
<i>Otozamites leckenbyi</i> Harris	0	0	0	0	0	0	0	0	0	0	0	0	0	0	0	0	0	0	0	0	0	0	0	0	0	0	0	1
<i>Otozamites major</i> Schimper	0	0	0	0	0	0	0	1	0	0	0	0	0	0	0	0	0	0	0	0	0	0	0	0	0	0	0	0
<i>Otozamites mandeslohi</i> Kurr	1	0	0	0	0	0	0	0	0	0	0	0	0	0	0	0	0	0	0	0	0	0	0	0	0	0	0	0
<i>Otozamites marginatus</i> Saporta	0	0	0	0	0	0	0	0	1	0	0	0	0	0	0	0	0	0	0	0	0	0	0	0	0	0	0	1
<i>Otozamites massalonganus</i> Zigno	0	0	0	0	0	0	0	0	0	0	0	0	1	0	0	0	0	0	0	0	0	0	0	0	0	0	0	0
<i>Otozamites mattellianus</i> Zigno	0	0	0	0	0	0	0	0	0	0	0	0	1	0	0	0	0	0	0	0	0	0	0	0	0	0	0	0
<i>Otozamites mimites</i> Harris	0	0	0	0	0	0	0	0	0	0	0	0	0	0	0	0	0	0	0	0	0	0	0	0	0	0	0	1
<i>Otozamites molinianus</i> Zigno	1	0	0	0	0	0	0	0	0	0	0	0	1	0	0	0	0	0	0	0	0	0	0	0	0	0	0	0
<i>Otozamites mortonii</i> Dower, Bateman et Stevenson	0	0	0	0	0	0	0	0	0	0	0	0	0	0	0	0	0	0	0	0	0	0	0	0	0	0	0	1
<i>Otozamites nathorstii</i> Zigno	0	0	0	0	0	0	0	0	0	0	0	0	1	0	0	0	0	0	0	0	0	0	0	0	0	0	0	0
<i>Otozamites parallelus</i> Philips	0	0	0	0	0	0	0	0	0	0	0	0	0	0	0	0	0	0	0	0	0	0	0	0	0	0	0	1
<i>Otozamites penna</i> Harris	0	0	0	0	0	0	0	0	0	0	0	0	0	0	0	0	0	0	0	0	0	0	0	0	0	0	0	1
<i>Otozamites pterophylloides</i> Brongniart	0	0	0	0	0	0	0	1	0	0	0	0	0	0	0	0	0	0	0	0	0	0	0	0	0	0	0	0
<i>Otozamites rechini</i> Lignier	0	0	0	0	0	0	0	0	1	0	0	0	0	0	0	0	0	0	0	0	0	0	0	0	0	0	0	0
<i>Otozamites reglei</i> Saporta	0	0	0	0	0	0	0	0	1	0	0	0	0	0	0	0	0	0	0	0	0	0	0	0	0	0	0	0
<i>Otozamites simpsoni</i> Harris	0	0	0	0	0	0	0	0	0	0	0	0	1	0	0	0	0	0	0	0	0	0	0	0	0	0	0	1
<i>Otozamites tenuatus</i> Leckenby	0	0	0	0	0	0	0	0	0	0	0	0	0	0	0	0	0	0	0	0	0	0	0	0	0	0	0	1
<i>Otozamites terquemi</i> Saporta	0	0	0	0	0	0	0	0	0	1	0	0	0	0	0	0	0	0	0	0	0	0	0	0	0	0	0	0
<i>Otozamites thomasi</i> Harris	0	0	0	0	0	0	0	0	0	0	0	0	0	0	0	0	0	0	0	0	0	0	0	0	0	0	0	1

Tabel 1. Continued

<i>Otozamites venosus</i> Harris	0	0	0	0	0	0	0	0	0	0	0	0	0	0	0	0	0	0	0	0	0	0	0	0	1
<i>Otozamites vicetinus</i> Zigno	0	0	0	0	0	0	0	0	0	0	0	0	0	0	0	0	0	0	0	0	0	0	0	0	0
<i>Ourostrobos nathorsti</i> Harris	0	0	0	0	0	0	0	0	0	0	0	0	0	0	0	0	0	0	0	0	0	0	0	0	0
<i>Pachypteris banatica</i> (Humml) Doludenko	1	0	0	0	0	0	0	0	0	0	0	0	0	0	0	0	0	0	0	0	0	0	0	0	0
<i>Pachypteris dagincourtii</i> Saporta	0	0	0	0	0	0	0	0	0	0	0	0	0	0	0	0	0	0	0	0	0	0	0	0	0
<i>Pachypteris desmommere</i> (Saporta) Barale	0	0	0	0	0	0	0	0	0	0	0	0	0	0	0	0	0	0	0	0	0	0	0	0	0
<i>Pachypteris gradinauri</i> Popa	1	0	0	0	0	0	0	0	0	0	0	0	0	0	0	0	0	0	0	0	0	0	0	0	0
<i>Pachypteris hallei</i> Frenquelli	0	0	0	0	0	0	0	0	0	0	0	0	0	0	0	0	0	0	0	0	0	0	0	0	0
<i>Pachypteris lanceolata</i> Brongniart	0	0	0	0	0	0	0	0	0	0	0	0	0	0	0	0	0	0	0	0	0	0	0	0	1
<i>Pachypteris macrophylla</i> Cleal et Rees	0	0	0	0	0	0	0	0	0	0	0	0	0	0	0	0	0	0	0	0	0	0	0	0	1
<i>Pachypteris papillosa</i> (Thomas et Bose) Harris	0	0	0	0	0	0	0	0	0	0	0	0	0	0	0	0	0	0	0	0	0	0	0	0	1
<i>Pachypteris paroliana</i> (Zigno) Schimper	0	0	0	0	0	0	0	0	0	0	0	0	0	0	0	0	0	0	0	0	0	0	0	0	0
<i>Pachypteris rhomboidalis</i> (Etingshausen) Nathorst	1	0	0	0	0	0	0	0	0	0	0	0	0	0	0	0	0	0	0	0	0	0	0	0	1
<i>Pachypteris speciosa</i> (Etingshausen) Andrae	1	0	0	0	0	0	0	0	0	0	0	0	0	0	0	0	0	0	0	0	0	0	0	0	0
<i>Pachypteris steizeana</i> Geinitz	0	0	0	0	0	0	0	0	0	0	0	0	0	0	0	0	0	0	0	0	0	0	0	0	0
<i>Pagiophyllum araucarinum</i> (Pomet) Saporta	0	1	0	0	0	0	0	0	0	0	0	0	0	0	0	0	0	0	0	0	0	0	0	0	0
<i>Pagiophyllum cirnicum</i> (Saporta) Heer	0	1	0	0	0	0	0	0	0	0	0	0	0	0	0	0	0	0	0	0	0	0	0	0	0
<i>Pagiophyllum creysensis</i> (Saporta) Barale	0	0	0	0	0	0	0	0	0	0	0	0	0	0	0	0	0	0	0	0	0	0	0	0	0
<i>Pagiophyllum fragilis</i> (Bose) Harris	0	0	0	0	0	0	0	0	0	0	0	0	0	0	0	0	0	0	0	0	0	0	0	0	1
<i>Pagiophyllum insigne</i> Kendall	0	0	0	0	0	0	0	0	0	0	0	0	0	0	0	0	0	0	0	0	0	0	0	0	1
<i>Pagiophyllum kurrii</i> (Schimper) Salfeld	0	0	0	0	0	0	0	0	0	0	0	0	0	0	0	0	0	0	0	0	0	0	0	0	1

Tabel 1. Continued

<i>Pagiophyllum magnipapillare</i> Wesley	0	0	0	0	0	0	0	0	0	0	0	1	0	0	0	0	0	0
<i>Pagiophyllum ordinatum</i> Kendall	0	0	0	0	0	1	0	0	0	0	0	0	0	0	0	0	0	1
<i>Pagiophyllum peregrinum</i> (Lindley et Hutton) Schenk	0	0	0	0	0	0	1	0	0	0	0	0	0	0	0	0	0	0
<i>Pagiophyllum revolutum</i> Wesley	0	0	0	0	0	0	0	0	0	0	0	1	0	0	0	0	0	0
<i>Pagiophyllum robustum</i> Wesley	0	0	0	0	0	0	0	1	0	0	0	0	0	0	0	0	0	0
<i>Pagiophyllum rotzoanum</i> (Massalongo) Wesley	0	0	0	0	0	0	0	1	0	0	0	0	0	0	0	0	0	0
<i>Pagiophyllum valdassense</i> Wesley	0	0	0	0	0	0	0	1	0	0	0	0	0	0	0	0	0	0
<i>Pagiophyllum veronense</i> Wesley	0	0	0	0	0	0	0	1	0	0	0	0	0	0	0	0	0	0
<i>Pagiophyllum vicentinum</i> Wesley	0	0	0	0	0	0	0	1	0	0	0	0	0	0	0	0	0	0
<i>Palaeocypris elegans</i> Saporta	0	0	1	0	0	0	0	0	0	0	0	0	0	0	0	0	0	0
<i>Palissya braunii</i> Endlicher	1	0	0	0	0	0	0	0	0	0	0	0	0	0	0	0	0	0
<i>Palissya decidua</i> Nathorst	0	0	0	0	0	0	0	0	0	0	0	0	0	0	0	1	0	0
<i>Palissya sphenolepis</i> (Braun) Brongniart	0	0	0	0	0	0	1	0	0	0	0	0	0	0	0	0	0	0
<i>Paracycas ctenis</i> Harris	0	0	0	0	0	0	0	0	0	0	0	0	0	0	0	0	0	1
<i>Paracycas minuta</i> Barbacka	0	0	0	0	0	0	0	0	0	0	1	0	0	0	0	0	0	0
<i>Pecopteris simplex</i> Nathorst	0	0	0	0	0	0	0	0	0	0	0	0	0	0	0	1	0	0
<i>Pelourdea megaphylla</i> (Phillips) Seward	0	0	0	0	0	0	0	0	0	0	0	0	0	0	0	0	0	1
<i>Peltaspermum rotula</i> Harris	0	0	0	0	0	0	0	0	0	0	0	0	0	0	0	1	0	0
<i>Phialopteris tenera</i> Presl	0	0	1	0	0	0	0	0	0	0	0	0	0	0	0	0	0	0
<i>Phlebopteris affinis</i> Schenk	1	0	0	0	0	0	0	0	0	0	0	0	0	0	0	0	0	0
<i>Phlebopteris angustiloba</i> (Presl) Hirmer et Hörhammer	1	0	1	1	0	0	1	0	0	0	1	0	0	0	1	0	0	0

Tabel 1. Continued

<i>Platyplepis impressa</i> Saporta	0	0	0	0	0	0	0	0	0	0	0	0	0	0	0	0	0	0	0	0	0	0	0	0	0	0	0	0	
<i>Podozamites angustifolius</i> Eichenberg	0	0	0	0	0	0	0	0	0	0	0	0	0	0	0	0	0	0	0	1	0	0	0	0	0	0	0	0	0
<i>Podozamites distans</i> (Presl) Braun	1	0	0	0	0	0	0	0	0	0	0	0	0	0	0	0	0	0	0	0	0	0	0	0	0	0	0	0	0
<i>Podozamites ensis</i> Nathorst	0	0	0	0	0	0	0	0	0	0	0	0	0	0	0	0	0	0	0	0	0	0	0	0	1	0	0	0	0
<i>Podozamites gramineus</i> Heer	0	0	0	0	0	0	0	0	0	0	0	0	0	0	0	0	0	0	0	1	0	0	0	1	0	0	0	0	0
<i>Podozamites lanceolatus</i> (Lindley et Hutton) Braun	1	0	0	1	0	0	1	0	0	0	0	0	0	0	0	0	0	0	0	0	0	0	0	1	0	0	0	0	0
<i>Podozamites mucronatus</i> Harris	1	0	0	0	0	0	0	0	0	0	0	0	0	0	0	0	0	0	0	0	0	0	0	0	0	0	0	0	0
<i>Podozamites paucinenvis</i> Boersma et Van Konijnenburg-van Cittert	1	0	0	0	0	0	0	0	0	0	0	0	0	0	0	0	0	0	0	0	0	0	0	0	0	0	0	0	0
<i>Podozamites poaeiformis</i> Nathorst	0	0	0	0	0	0	0	0	0	0	0	0	0	0	0	0	0	0	0	0	0	0	0	0	1	0	0	0	0
<i>Podozamites punctatus</i> Harris	0	0	0	0	0	0	0	1	0	0	0	0	0	0	0	0	0	0	0	0	0	0	0	0	0	0	0	0	0
<i>Podozamites schenki</i> (Heer) Harris	0	0	0	0	0	0	0	0	0	0	1	0	0	0	0	0	0	0	0	1	0	0	0	0	0	0	0	0	0
<i>Podozamites stobieckii</i> Raciborski	0	0	0	0	0	0	0	0	0	0	0	0	0	0	0	0	0	0	0	1	0	0	0	0	0	0	0	0	0
<i>Polypodites angelini</i> Nathorst	0	0	0	0	0	0	0	0	0	0	0	0	0	0	0	0	0	0	0	0	0	0	0	0	1	0	0	0	0
<i>Poteridion hallei</i> Harris	0	0	0	0	0	0	0	0	0	0	0	0	0	0	0	0	0	0	0	0	0	0	0	0	0	0	0	1	0
<i>Protorhipis buchii</i> Andrae	1	0	0	0	0	0	0	0	0	0	0	0	0	0	0	0	0	0	0	0	0	0	0	1	0	0	0	0	0
<i>Pseudoctenis crassinervis</i> Seward	0	0	0	0	0	0	0	0	0	0	0	0	0	0	0	0	0	0	0	0	0	0	0	0	0	0	0	0	1
<i>Pseudoctenis creysensis</i> Barale	0	0	0	0	0	0	0	0	0	0	0	1	0	0	0	0	0	0	0	0	0	0	0	0	0	0	0	0	0
<i>Pseudoctenis depressa</i> Harris	0	0	0	0	0	0	0	0	1	0	0	0	0	0	0	0	0	0	0	0	0	0	0	0	0	0	0	0	0
<i>Pseudoctenis eathiensis</i> (Richards) Seward	0	0	0	0	0	0	0	0	0	0	0	0	0	0	0	0	0	0	0	0	0	0	0	0	0	0	0	0	1
<i>Pseudoctenis florinii</i> Lundblad	0	0	0	0	0	0	0	0	0	0	0	0	0	0	0	0	0	0	0	0	0	0	0	0	1	0	0	0	0

Tabel 1. Continued

<i>Pseudoctenis herriesi</i> Harris	0	0	0	0	0	0	0	0	0	0	0	0	0	0	0	0	1
<i>Pseudoctenis lanei</i> Thomas	0	0	0	0	0	0	0	0	0	0	0	0	0	0	0	0	1
<i>Pseudoctenis locusta</i> Harris	0	0	0	0	0	0	0	0	0	0	0	0	0	0	0	0	1
<i>Pseudoctenis oleosa</i> Harris	1	0	0	0	0	0	0	0	0	0	0	0	0	0	0	0	1
<i>Pseudoctenis spectabilis</i> Harris	0	0	0	0	0	1	0	0	0	0	0	0	0	0	0	0	0
<i>Pseudocycas dunckeriana</i> (Goepfert) Florin	1	0	0	0	0	0	0	0	0	0	0	0	0	0	0	0	0
<i>Pseudosagenopteris angustifolia</i> (Zigno) Grandori	0	0	0	0	0	0	0	0	0	1	0	0	0	0	0	0	0
<i>Pseudotorellia ephela</i> (Harris) Florin	0	0	0	0	1	0	0	0	0	0	0	0	0	0	0	0	0
<i>Pseudotorellia grojecensis</i> Reymanówna	0	0	0	0	0	0	0	0	0	0	1	0	0	0	0	0	0
<i>Pseudotorellia nordenskiöldi</i> (Nathorst) Florin	1	0	0	0	0	0	0	0	0	0	0	0	0	0	0	0	0
<i>Pseudotorellia tibia</i> Harris	0	0	0	0	0	0	0	0	0	0	0	0	0	0	0	0	1
<i>Pteroma thomasi</i> Harris	0	0	0	0	0	0	0	0	0	0	0	0	0	0	0	0	1
<i>Pterophyllum aequale</i> Brongniart	0	0	0	0	0	0	0	0	0	0	0	0	0	0	0	1	0
<i>Pterophyllum alinae</i> Barbacka	0	0	0	0	0	0	0	0	0	0	0	1	0	0	0	0	0
<i>Pterophyllum angustum</i> Braun	1	0	0	0	0	0	0	0	0	0	0	0	0	0	0	0	0
<i>Pterophyllum brevipenne</i> Kurr	1	0	0	0	0	0	0	0	0	0	0	0	0	0	0	0	0
<i>Pterophyllum compressum</i> Lundblad	0	0	0	0	0	0	0	0	0	0	0	0	0	0	0	1	0
<i>Pterophyllum cuspidatum</i> Eittingshausen	1	0	0	0	0	0	0	0	0	0	0	0	0	0	0	0	0
<i>Pterophyllum cycadites</i> Harris et Rest	0	0	0	0	0	0	0	0	0	0	0	0	0	0	0	0	1
<i>Pterophyllum fossom</i> Harris	0	0	0	0	0	0	0	0	0	0	0	0	0	0	0	0	1
<i>Pterophyllum inconforme</i> Givulescu	1	0	0	0	0	0	0	0	0	0	0	0	0	0	0	0	0

Tabel 1. Continued

<i>Ptilophyllum pecten</i> Phillips	0	0	0	0	0	0	0	0	0	0	0	0	0	0	0	0	0	0	0	0	1	
<i>Ptilophyllum pectinoides</i> Phillips	0	0	0	0	0	0	0	0	0	0	0	0	0	0	0	0	0	0	0	0	0	1
<i>Ptilophyllum triangolare</i> Wesley	0	0	0	0	0	0	0	0	0	0	0	0	0	0	0	0	0	0	0	0	0	0
<i>Ptilozamites blasii</i> Braun	0	0	0	0	0	0	0	0	0	0	0	0	0	0	0	0	0	0	0	0	0	1
<i>Ptilozamites carlsoni</i> Nathorst	0	0	0	0	0	0	0	0	0	0	0	0	0	0	0	0	0	0	0	0	0	0
<i>Ptilozamites falcatus</i> Nathorst	0	0	0	0	0	0	0	0	0	0	0	0	0	0	0	0	0	0	0	0	0	1
<i>Ptilozamites fallax</i> Nathorst	0	0	0	0	0	0	0	0	0	0	0	0	0	0	0	0	0	0	0	0	0	1
<i>Ptilozamites heeri</i> Nathorst	0	0	0	0	0	0	0	0	0	0	0	0	0	0	0	0	0	0	0	0	0	1
<i>Ptilozamites linearis</i> Nathorst	0	0	0	0	0	0	0	0	0	0	0	0	0	0	0	0	0	0	0	0	0	1
<i>Ptilozamites nilssonii</i> Nathorst	0	0	0	0	0	0	0	0	0	0	0	0	0	0	0	0	0	0	0	0	0	1
<i>Ptilozamites oldhami</i> Nathorst	0	0	0	0	0	0	0	0	0	0	0	0	0	0	0	0	0	0	0	0	0	1
<i>Ptilozamites triangularis</i> Nathorst	0	0	0	0	0	0	0	0	0	0	0	0	0	0	0	0	0	0	0	0	0	1
<i>Ramsala ednyana</i> Manum et Bose	0	0	0	0	0	0	0	0	0	0	0	0	0	0	0	0	0	0	0	0	0	0
<i>Receaphyllum grandis</i> Czier	1	0	0	0	0	0	0	0	0	0	0	0	0	0	0	0	0	0	0	0	0	0
<i>Rhaphidopteris astartensis</i> (Harris) Barale	0	0	0	0	0	0	0	0	0	0	0	0	0	0	0	0	0	0	0	0	0	0
<i>Rhaphidopteris dinosaurensis</i> Barale	0	0	0	0	0	0	0	0	0	0	0	0	0	0	0	0	0	0	0	0	0	0
<i>Rhaphidopteris fragilis</i> Barale	0	0	0	0	0	0	0	0	0	0	0	0	0	0	0	0	0	0	0	0	0	0
<i>Rhaphidopteris nana</i> (Harris) Barale	0	0	0	0	0	0	0	0	0	0	0	0	0	0	0	0	0	0	0	0	0	1
<i>Rhaphidopteris williamsonis</i> (Brongniart) Barale	0	0	0	0	0	0	0	0	0	0	0	0	0	0	0	0	0	0	0	0	0	1
<i>Rhizomopteris major</i> Nathorst	0	0	0	0	0	0	0	0	0	0	0	0	0	0	0	0	0	0	0	0	0	1
<i>Rhizomopteris gunni</i> Seward	0	0	0	0	0	0	0	0	0	0	0	0	0	0	0	0	0	0	0	0	0	1

Tabel 1. Continued

<i>Sagenopteris colpodes</i> Harris	0	0	0	0	0	0	0	0	0	0	0	0	0	0	0	0	0	1	0	0	0	1
<i>Sagenopteris dentata</i> Nathorst	0	0	0	0	0	0	0	0	0	0	0	0	0	0	0	0	0	0	0	0	1	0
<i>Sagenopteris goeppertiana</i> Zigno	0	0	0	0	0	0	0	0	0	0	0	0	0	0	0	0	0	0	0	0	0	0
<i>Sagenopteris hallei</i> Harris	0	0	0	0	0	0	0	0	0	0	0	0	0	0	0	0	0	0	0	0	0	0
<i>Sagenopteris nilssoniana</i> (Brongniart) Ward	1	0	0	0	0	0	0	0	0	0	0	0	0	0	0	0	0	0	0	0	0	0
<i>Sagenopteris philipsii</i> Brongniart	1	0	0	0	0	0	0	0	0	0	0	0	0	0	0	0	0	0	0	0	0	0
<i>Sagenopteris pilosa</i> Barbacka	0	0	0	0	0	0	0	0	0	0	0	0	0	0	0	0	0	0	0	0	0	0
<i>Sagenopteris undulata</i> (Nathorst) Halle	0	0	0	0	0	0	0	0	0	0	0	0	0	0	0	0	0	0	0	0	0	0
<i>Scarburgia hillii</i> Harris	0	0	0	0	0	0	0	0	0	0	0	0	0	0	0	0	0	0	0	0	0	0
<i>Schizolepis braunii</i> Schenk	0	0	0	0	0	0	0	0	0	0	0	0	0	0	0	0	0	0	0	0	0	0
<i>Schizolepis follinii</i> Nathorst	1	0	0	0	0	0	0	0	0	0	0	0	0	0	0	0	0	0	0	0	0	0
<i>Schizolepis liasoqueuperiana</i> Braun	0	0	0	0	0	0	0	0	0	0	0	0	0	0	0	0	0	0	0	0	0	0
<i>Schizolepis moelleri</i> Seward	0	0	0	0	0	0	0	0	0	0	0	0	0	0	0	0	0	0	0	0	0	0
<i>Schizolepis obtusa</i> Nathorst	0	0	0	0	0	0	0	0	0	0	0	0	0	0	0	0	0	0	0	0	0	0
<i>Schizoneura carcinoides</i> Harris	1	0	0	0	0	0	0	0	0	0	0	0	0	0	0	0	0	0	0	0	0	0
<i>Schizoneura stenophylla</i> Harris	0	0	0	0	0	0	0	0	0	0	0	0	0	0	0	0	0	0	0	0	0	0
<i>Schmeissneria microstachys</i> (Presl) Van Konijnenburg-van Cittert	0	0	0	0	0	0	0	0	0	0	0	0	0	0	0	0	0	0	0	0	0	0
<i>Scoresbya dentata</i> Harris	0	0	0	0	0	0	0	0	0	0	0	0	0	0	0	0	0	0	0	0	0	0
<i>Selaginellites falcatus</i> (Lindley et Hutton) Schweitzer, Van Konijnenburg-van Cittert et Van der Burgh	0	0	0	0	0	0	0	0	0	0	0	0	0	0	0	0	0	0	0	0	0	0
<i>Selaginellites hallei</i> Lundblad	0	0	0	0	0	0	0	0	0	0	0	0	0	0	0	0	0	0	0	0	0	0

Tabel 1. Continued

<i>Selenocarpus muensterianus</i> (Presl) Schenk	1	0	1	0	0	0	0	0	0	0	0	0	0	0	0	0	0	0	0
<i>Selleyopteris morayensis</i> Van Konijnenburg-van Cittert et Van der Burgh	0	0	0	0	0	0	0	0	0	0	0	0	0	0	0	0	0	0	1
<i>Solenites vimineus</i> (Phillips) Harris	0	0	0	0	0	0	0	0	0	0	0	0	0	0	0	0	0	0	1
<i>Sorosaccus gracilis</i> Harris	0	0	0	0	1	0	0	0	0	0	0	0	0	0	0	0	0	0	0
<i>Sorosaccus minor</i> Harris	0	0	0	0	1	0	0	0	0	0	0	0	0	0	0	0	0	0	0
<i>Sphenarion muiriae</i> Harris	0	0	0	0	0	0	0	0	0	0	0	0	0	0	0	0	0	0	1
<i>Sphenobaiera colchica</i> (Prynada) Delle	1	0	0	0	0	0	0	0	0	0	0	0	0	0	0	0	0	0	0
<i>Sphenobaiera crassa</i> Givulescu	1	0	0	0	0	0	0	0	0	0	0	0	0	0	0	0	0	0	0
<i>Sphenobaiera dragastanii</i> Givulescu	1	0	0	0	0	0	0	0	0	0	0	0	0	0	0	0	0	0	0
<i>Sphenobaiera grandis</i> Kilpper	1	0	0	0	0	0	0	0	0	0	0	0	0	0	0	0	0	0	0
<i>Sphenobaiera gyron</i> Harris	0	0	0	0	0	0	0	0	0	0	0	0	0	0	0	0	0	0	1
<i>Sphenobaiera leptophylla</i> (Harris) Florin	0	0	0	0	0	0	0	1	0	0	0	0	0	0	0	0	0	0	0
<i>Sphenobaiera longifolia</i> (Pomel) Florin	1	0	0	0	0	0	0	1	0	1	0	1	0	0	0	0	0	0	1
<i>Sphenobaiera ophioglossum</i> Harris	0	0	0	0	0	0	0	0	0	0	0	0	0	0	0	0	0	0	1
<i>Sphenobaiera pecten</i> Harris	0	0	0	0	0	0	0	0	0	0	0	0	0	0	0	0	0	0	1
<i>Sphenobaiera rarefurcata</i> Semaka	1	0	0	0	0	0	0	0	0	0	0	0	0	0	0	0	0	0	0
<i>Sphenobaiera spectabilis</i> (Nathorst) Florin	0	0	0	0	1	0	0	0	0	0	0	0	0	0	0	0	0	0	0
<i>Sphenolepidium kurrianum</i> Dunker	0	0	0	0	0	0	0	0	0	0	0	0	0	0	0	0	0	0	1
<i>Sphenolepis terquemii</i> Saporta	0	0	0	0	0	0	1	0	0	0	0	0	0	0	0	0	0	0	0
<i>Sphenopteris compacta</i> (Saporta) Batale	0	0	1	0	0	1	0	0	0	0	0	0	0	0	0	0	0	0	0
<i>Sphenopteris hoeninghausi</i> Brongniart	1	0	0	0	0	0	0	0	0	0	0	0	0	0	0	0	0	0	0

Tabel 1. Continued

<i>Sphenopteris leckenbyi</i> (Zigno) Halle	0	0	0	0	0	0	0	0	0	0	0	0	1	0	0	0	0	0	0
<i>Sphenopteris litographica</i> Barale	0	0	0	0	1	0	0	0	0	0	0	0	0	0	0	0	0	0	0
<i>Sphenopteris metzgerioides</i> Harris	0	0	0	0	0	0	0	0	0	0	0	0	0	1	0	0	0	0	1
<i>Sphenopteris minutifolia</i> Saporta	0	0	0	0	1	0	0	0	0	0	0	0	0	0	0	0	0	0	0
<i>Sphenopteris obtusifolia</i> Andrae	1	0	0	0	0	0	0	0	0	0	0	0	0	0	0	0	0	0	0
<i>Sphenopteris onychiopsoides</i> Seward	0	0	0	0	0	0	0	0	0	0	0	0	0	0	0	0	0	0	1
<i>Sphenopteris peltatii</i> Saporta	0	0	0	0	1	0	0	0	0	0	0	0	0	0	0	0	0	0	0
<i>Sphenopteris pulchella</i> Raciborski	0	0	0	0	0	0	0	0	0	0	0	0	0	0	1	0	0	0	0
<i>Sphenozamites bellii</i> Seward	0	0	0	0	0	0	0	0	0	0	0	0	0	0	0	0	0	0	1
<i>Sphenozamites brongiartii</i> Saporta	0	0	0	0	0	1	0	0	0	0	0	0	0	0	0	0	0	0	0
<i>Sphenozamites latifolius</i> (Schimper) Saporta	0	0	1	0	0	0	0	0	0	0	0	0	0	0	0	0	0	0	0
<i>Sphenozamites rossii</i> Zigno	0	0	0	0	0	0	0	0	0	0	0	0	1	0	0	0	0	0	0
<i>Stachyteris spicans</i> Pomel	0	0	1	0	1	0	0	0	0	0	0	0	0	0	0	0	0	0	1
<i>Stenomischus athrous</i> Harris	0	0	0	0	1	0	0	0	0	0	0	0	0	0	0	0	0	0	0
<i>Stenopteris desmomera</i> Saporta	0	0	0	0	1	0	0	0	0	0	0	0	0	0	0	0	0	0	0
<i>Stenorrhachis dubius</i> Antevs	0	0	0	1	0	0	0	0	0	0	0	0	0	0	0	0	0	0	0
<i>Storgardia spectabilis</i> Harris	0	0	0	0	1	0	0	0	0	0	0	0	0	0	0	0	0	0	0
<i>Strobilites milleri</i> Seward	0	0	0	0	0	0	0	0	0	0	0	0	0	0	0	0	0	0	1
<i>Swedenborgia benkeri</i> (Kräusel) Weber	0	0	1	0	0	0	0	0	0	0	0	0	0	0	0	0	0	0	0
<i>Swedenborgia cryptomeroides</i> Nathorst	0	0	1	1	0	0	1	0	0	0	0	0	0	0	1	0	0	0	0
<i>Swedenborgia major</i> Harris	0	0	1	1	0	0	1	0	0	0	0	0	0	0	0	0	0	0	0

Tabel 1. Continued

<i>Swedenborgia minor</i> Harris	0	0	0	0	1	0	0	0	0	0	0	0	0	0	0	0	0	0	0
<i>Taeniopteris gigantea</i> Schenk	0	0	0	0	0	0	0	0	0	0	0	0	0	0	0	0	0	0	0
<i>Taeniopteris hastata</i> Nathorst	0	0	0	0	0	0	0	0	0	0	0	0	0	0	0	0	0	0	0
<i>Taeniopteris immersa</i> Nathorst	0	0	0	0	0	0	0	0	0	0	0	0	0	0	0	0	0	0	0
<i>Taeniopteris minuta</i> Nathorst	0	0	0	0	0	0	0	0	0	0	0	0	0	0	0	0	0	0	0
<i>Taeniopteris multinervis</i> Weiss	1	0	0	0	0	0	0	0	0	0	0	0	0	0	0	0	0	0	0
<i>Taeniopteris münsteri</i> Göppert	1	0	0	0	0	0	0	0	0	0	0	0	0	0	0	0	0	0	0
<i>Taeniopteris obtusa</i> (Nathorst) Harris	0	0	0	0	0	0	0	0	0	0	0	0	0	0	0	0	0	0	1
<i>Taeniopteris tenuinervis</i> Brauns	1	0	0	0	0	0	0	0	0	0	0	0	0	0	0	0	0	0	0
<i>Taeniopteris vittata</i> Brongniart	0	0	0	0	0	0	0	0	0	0	0	0	0	0	0	1	0	0	1
<i>Taxites jeffreyi</i> Seward	0	0	0	0	0	0	0	0	0	0	0	0	0	0	0	0	0	0	1
<i>Taxodiophyllum scoticum</i> Van Konijnenburg-van Cittert et Van der Burgh	0	0	0	0	0	0	0	0	0	0	0	0	0	0	0	0	0	0	1
<i>Thamatopteris brauniana</i> Popp	1	0	0	0	1	0	0	0	0	0	1	0	0	0	0	0	0	1	0
<i>Thamatopteris exilis</i> Saporita	0	0	0	0	0	0	0	0	0	0	1	0	0	0	0	0	0	0	0
<i>Thamatopteris muensteri</i> Göppert	0	0	0	0	0	0	0	0	0	0	0	0	0	0	0	0	0	0	0
<i>Thinfieldia arctica</i> Heer	0	0	0	0	0	0	0	0	0	0	0	0	0	0	0	0	0	0	0
<i>Thinfieldia de Geeri</i> Nathorst	0	0	0	0	0	0	0	0	0	0	0	0	0	0	0	0	0	0	0
<i>Thinfieldia decurrens</i> Schenk	0	0	0	0	0	0	0	0	0	0	0	0	0	0	0	0	0	0	0
<i>Thinfieldia rotundata</i> Nathorst	0	0	0	0	0	0	0	0	0	0	0	0	0	0	0	0	0	0	0
<i>Thinfieldia saligna</i> Schenk	0	0	0	0	0	0	0	0	0	0	0	0	0	0	0	0	0	0	0
<i>Thinfieldia schwarzi</i> Gothan	0	0	0	0	0	0	0	0	0	0	0	0	0	0	0	0	0	0	0

Tabel 1. Continued

<i>Thinnfeldia scotica</i> Seward	0	0	0	0	0	0	0	0	0	0	0	0	0	0	0	0	0	0	1
<i>Todites denticulatus</i> Brongniart	1	0	0	0	0	0	0	0	0	0	0	0	1	0	0	0	0	0	1
<i>Todites goeppertianus</i> (Münster) Krasser	0	0	0	0	0	0	1	0	0	0	1	0	0	1	0	0	0	1	0
<i>Todites haiburnensis</i> (Lindley et Hutton) Kilpper	1	0	0	0	0	0	0	0	0	0	0	0	0	0	0	0	0	0	0
<i>Todites hartzii</i> Harris	0	0	0	0	1	0	0	0	0	0	0	0	0	0	0	0	0	0	0
<i>Todites princeps</i> Presl	1	0	1	1	0	1	0	1	0	1	0	1	0	1	0	0	0	0	1
<i>Todites recurvatus</i> Harris	0	0	0	1	0	0	0	0	0	0	0	0	0	0	0	0	0	0	0
<i>Todites roesserti</i> (Presl) Saporta	0	0	1	0	0	0	1	0	0	0	1	0	0	0	0	0	0	0	0
<i>Todites thomasi</i> Harris	0	0	0	0	0	0	0	0	0	0	0	0	0	0	0	0	0	0	1
<i>Todites williamsoni</i> Brongniart	0	0	0	1	0	0	1	0	1	0	1	0	1	0	1	0	1	0	1
<i>Torreyia gracilis</i> Florin	0	0	0	0	0	0	0	0	0	0	0	0	0	0	0	0	0	0	1
<i>Torreyia valida</i> Florin	0	0	0	0	0	0	0	0	0	0	0	0	0	0	0	0	0	0	1
<i>Trevisania furcillata</i> De Zigno	0	0	0	0	0	0	0	0	0	0	0	1	0	0	0	0	0	0	0
<i>Trulla nitens</i> Harris	0	0	0	0	0	0	0	0	0	0	0	0	0	0	0	0	0	0	1
<i>Watsoniocladius iteri</i> Saporta	0	0	1	0	0	0	0	0	0	0	0	0	0	0	0	0	0	0	0
<i>Weiltrichia alfredi</i> (Krasser) Harris	1	0	0	0	0	0	0	0	0	0	0	0	0	0	0	0	0	0	0
<i>Weiltrichia antonii</i> Popa	1	0	0	0	0	0	0	0	0	0	0	0	0	0	0	0	0	0	0
<i>Weiltrichia banatica</i> (Krasser) Givulescu	1	0	0	0	0	0	0	0	0	0	0	0	0	0	0	0	0	0	0
<i>Weiltrichia givulescui</i> Popa	1	0	0	0	0	0	0	0	0	0	0	0	0	0	0	0	0	0	0
<i>Weiltrichia johannae</i> Popa	1	0	0	0	0	0	0	0	0	0	0	0	0	0	0	0	0	0	0
<i>Weiltrichia oolithica</i> Saporta	0	0	0	0	0	0	0	0	0	0	0	1	0	0	0	0	0	0	0

Tabel 1. Continued

<i>Weltrichia pecten</i> (Leckenby) Harris	0	0	0	0	0	0	0	0	0	0	0	0	0	0	0	0	0	0	0	0	0	0	1
<i>Weltrichia setosa</i> (Nathorst) Harris	0	0	0	0	0	0	0	0	0	0	0	0	0	0	0	0	0	0	0	0	0	0	1
<i>Weltrichia sol</i> Harris	0	0	0	0	0	0	0	0	0	0	0	0	0	0	0	0	0	0	0	0	0	0	1
<i>Weltrichia steierdorferensis</i> Popa	1	0	0	0	0	0	0	0	0	0	0	0	0	0	0	0	0	0	0	0	0	0	0
<i>Weltrichia spectabilis</i> Nathorst	0	0	0	0	0	0	0	0	0	0	0	0	0	0	0	0	0	0	0	0	0	0	1
<i>Weltrichia whitbiensis</i> (Nathorst) Harris	0	0	0	0	0	0	0	0	0	0	0	0	0	0	0	0	0	0	0	0	0	0	1
<i>Wielandiella angustifolia</i> Nathorst	0	0	0	0	0	0	0	0	0	0	0	0	0	0	0	0	0	0	0	0	0	1	0
<i>Williamsonia aninaensis</i> Czier	1	0	0	0	0	0	0	0	0	0	0	0	0	0	0	0	0	0	0	0	0	0	0
<i>Williamsonia banatica</i> Krasser	1	0	0	0	0	0	0	0	0	0	0	0	0	0	0	0	0	0	0	0	0	0	0
<i>Williamsonia danubii</i> Dragastan in Dragastan et Bărbulescu	1	0	0	0	0	0	0	0	0	0	0	0	0	0	0	0	0	0	0	0	0	0	0
<i>Williamsonia fabrei</i> Saporta	0	0	0	0	0	0	0	0	0	1	0	0	0	0	0	0	0	0	0	0	0	0	0
<i>Williamsonia feneonis</i> Barale	0	0	0	0	0	0	0	0	0	1	0	0	0	0	0	0	0	0	0	0	0	0	0
<i>Williamsonia gigas</i> Carruthers	0	0	0	0	0	0	0	0	0	0	0	0	0	0	0	0	0	0	0	0	0	0	1
<i>Williamsonia haydenii</i> Seward	1	0	0	0	0	0	0	0	0	0	0	0	0	0	0	0	0	0	0	0	0	0	0
<i>Williamsonia hildae</i> Harris	0	0	0	0	0	0	0	0	0	0	0	0	0	0	0	0	0	0	0	1	0	0	0
<i>Williamsonia himas</i> Harris	0	0	0	0	0	0	0	0	0	0	0	0	0	0	0	0	0	0	0	0	0	0	1
<i>Williamsonia italica</i> Saporta	0	0	0	0	0	0	0	0	0	0	0	0	0	0	0	0	0	0	0	0	0	0	0
<i>Williamsonia latecostata</i> Semaka	1	0	0	0	0	0	0	0	0	0	0	0	0	0	0	0	0	0	0	0	0	0	0
<i>Williamsonia leckenbyi</i> Nathorst	0	0	0	0	0	0	0	0	0	0	0	0	0	0	0	0	0	0	0	0	0	0	1
<i>Williamsonia pecten</i> Phillips	1	0	0	0	0	0	0	0	0	0	0	0	0	0	0	0	0	0	0	0	0	0	1
<i>Williamsonia pougneti</i> Saporta	0	0	0	0	0	0	0	0	0	1	0	0	0	0	0	0	0	0	0	0	0	0	0

Tabel 1. Continued

<i>Williamsoniella coronata</i> Thomas	0	0	0	0	0	0	0	0	0	0	0	0	0	0	0	0	0	0	0	0	0	0	1
<i>Williamsoniella papillosa</i> Cridland	0	0	0	0	0	0	0	0	0	0	0	0	0	0	0	0	0	0	0	0	0	0	1
<i>Yatesia crassa</i> Carruthers	0	0	0	0	0	0	0	0	0	0	0	0	0	0	0	0	0	0	0	0	0	0	1
<i>Yatesia joassiana</i> Carruthers	0	0	0	0	0	0	0	0	0	0	0	0	0	0	0	0	0	0	0	0	0	0	1
<i>Yuccites angustiformis</i> Saporta	0	0	0	0	0	0	0	1	0	0	0	0	0	0	0	0	0	0	0	0	0	0	0
<i>Yuccites heitangensis</i> Saporta	0	0	0	0	0	0	1	0	0	0	0	0	0	0	0	0	0	0	0	0	0	0	0
<i>Yuccites schimperianus</i> Zigno	0	0	0	0	0	0	0	0	0	0	0	1	0	0	0	0	0	0	0	0	0	0	0
<i>Yuccites vittaeformis</i> Saporta	0	0	0	0	0	0	1	0	0	0	0	0	0	0	0	0	0	0	0	0	0	0	0
<i>Zamiostrobus stenorrhachis</i> Nathorst	0	0	0	0	0	0	0	0	0	0	0	0	0	0	0	0	0	0	0	0	0	1	0
<i>Zamites andraeanus</i> (Semaka) Givulescu	1	0	0	0	0	0	0	0	0	0	0	0	0	0	0	0	0	0	0	0	0	0	0
<i>Zamites arinaensis</i> (Semaka) Givulescu	1	0	0	0	0	0	0	0	0	0	0	0	0	0	0	0	0	0	0	0	0	0	0
<i>Zamites approximatus</i> Eichwald	0	0	0	0	0	0	1	0	0	0	0	0	0	0	0	0	0	0	0	0	0	0	0
<i>Zamites buchianus</i> Ettingshausen	0	0	0	0	0	0	0	0	0	0	0	0	0	0	0	0	0	0	0	0	1	0	1
<i>Zamites carpentieri</i> Barale	0	0	0	0	0	0	1	0	0	0	0	0	0	0	0	0	0	0	0	0	0	0	0
<i>Zamites carruthersi</i> Seward	0	0	0	0	0	0	0	0	0	0	0	0	0	0	0	0	0	0	0	0	0	0	1
<i>Zamites confusus</i> Saporta	0	0	0	0	0	0	1	0	0	0	0	0	0	0	0	0	0	0	0	0	0	0	0
<i>Zamites distractus</i> Saporta	0	0	0	0	0	0	1	0	0	0	0	0	0	0	0	0	0	0	0	0	0	0	0
<i>Zamites dubisensis</i> Barale	0	0	0	0	0	0	1	0	0	0	0	0	0	0	0	0	0	0	0	0	0	0	0
<i>Zamites feneonis</i> (Pomel) Ettingshausen	0	1	0	0	0	1	0	1	0	0	0	0	0	0	0	0	0	0	0	0	0	0	0
<i>Zamites gigas</i> Lindley et Hutton	1	0	0	0	0	0	0	0	0	0	0	0	0	0	0	0	0	0	0	0	0	0	1
<i>Zamites goeppertii</i> Schenk	0	0	0	0	0	0	0	0	0	1	0	0	0	0	0	0	0	0	0	0	0	0	0

Tabel 1. Continued

<i>Zamites guptai</i> (Sharma) Dower, Bateman et Stevenson	0	0	0	0	0	0	0	0	0	0	0	0	0	0	0	0	0	0	0	0	0	0	0	1
<i>Zamites moreaui</i> Brongniart	0	0	0	0	1	0	0	0	0	0	0	0	0	0	0	0	0	0	0	0	0	0	0	0
<i>Zamites pumilio</i> Saporta	0	0	0	0	1	0	0	0	0	0	0	0	0	0	0	0	0	0	0	0	0	0	0	0
<i>Zamites quiniae</i> Harris	0	0	0	0	0	0	0	0	0	0	0	0	0	0	0	0	0	0	0	0	0	0	0	1
<i>Zamites ribeiroanus</i> Zigno	0	0	0	0	0	0	0	0	0	1	0	0	0	0	0	0	0	0	0	0	0	0	0	0
<i>Zamites rotzoanus</i> Zigno	0	0	0	0	0	0	0	0	0	1	0	0	0	0	0	0	0	0	0	0	0	0	0	0
<i>Zamites schmedelii</i> Presl	1	0	0	0	0	0	0	0	0	0	0	0	0	0	0	0	0	0	0	0	0	0	0	0
<i>Zamites senior</i> Saporta	0	0	0	0	0	0	1	0	0	0	0	0	0	0	0	0	0	0	0	0	0	0	0	0
<i>Zamites vachrameevii</i> Doludenko	1	0	0	0	0	0	0	0	0	0	0	0	0	0	0	0	0	0	0	0	0	0	0	0
Nr	157																							
NC_{1-11}		7	52	77	109	52	67	28	83	25	107	263												
NrC_{1-11}		0	8	15	5	21	7	9	26	7	12	32												
Ar (%)		0.00	5.10	9.55	3.18	13.38	4.46	5.73	16.56	4.46	7.64	20.38												
Ac (%)		0.00	15.38	19.48	4.59	40.38	10.45	32.14	31.33	28.00	11.21	12.17												
Af (%)		0.00	10.24	14.52	3.89	26.88	7.45	18.94	23.94	16.23	9.43	16.27												

Table 2. Calculi of the affinities. State abbreviations: RO = Romania, CH = Switzerland, DE = Germany, DK = Denmark, FR = France, HU = Hungary, IT = Italy, NO = Norway, PL = Poland, RS = Serbia, SE = Sweden, UK = United Kingdom. FAM abbreviations see in the main text.

SPECIES NUMBER AND AF- FINITIES	STATE											
	RO	CH	DE	DK	FR	HU	IT	NO	PL	RS	SE	UK
Nr	Ur	Uc ₁	Uc ₂	Uc ₃	Uc ₄	Uc ₅	Uc ₆	Uc ₇	Uc ₈	Uc ₉	Uc ₁₀	Uc ₁₁
	157											
Nc ₁₋₁₁		7	52	77	109	52	67	28	83	25	107	263
NrC ₁₋₁₁		0	8	15	5	21	7	9	26	7	12	32
Ar (%)		0.00	5.10	9.55	3.18	13.38	4.46	5.73	16.56	4.46	7.64	20.38
Ac (%)		0.00	15.38	19.48	4.59	40.38	10.45	32.14	31.33	28.00	11.21	12.17
Af (%)		0.00	10.24	14.52	3.89	26.88	7.45	18.94	23.94	16.23	9.43	16.27

Tabel 2. Continued

CALCULI

1. $Ar_1 (\%) = 0/157*100 = 0.00$
2. $Ar_2 (\%) = 8/157*100 = 5.10$
3. $Ar_3 (\%) = 15/157*100 = 9.55$
4. $Ar_4 (\%) = 5/157*100 = 3.18$
5. $Ar_5 (\%) = 21/157*100 = 13.38$
6. $Ar_6 (\%) = 7/157*100 = 4.46$
7. $Ar_7 (\%) = 9/157*100 = 5.73$
8. $Ar_8 (\%) = 26/157*100 = 16.56$
9. $Ar_9 (\%) = 7/157*100 = 4.46$
10. $Ar_{10} (\%) = 12/157*100 = 7.64$
11. $Ar_{11} (\%) = 32/157*100 = 20.38$
12. $Ac_1 (\%) = 0/7*100 = 0.00$
13. $Ac_2 (\%) = 8/52*100 = 15.38$
14. $Ac_3 (\%) = 15/77*100 = 19.48$
15. $Ac_4 (\%) = 5/109*100 = 4.59$
16. $Ac_5 (\%) = 21/52*100 = 40.38$
17. $Ac_6 (\%) = 7/67*100 = 10.45$
18. $Ac_7 (\%) = 9/28*100 = 32.14$
19. $Ac_8 (\%) = 26/83*100 = 31.33$
20. $Ac_9 (\%) = 7/25*100 = 28.00$
21. $Ac_{10} (\%) = 12/107*100 = 11.21$
22. $Ac_{11} (\%) = 32/263*100 = 12.17$
23. $Af_1 (\%) = 0*(7+157)*50/(157*7) = 0.00$
24. $Af_2 (\%) = 8*(52+157)*50/(157*52) = 10.24$
25. $Af_3 (\%) = 15*(77+157)*50/(157*77) = 14.52$
26. $Af_4 (\%) = 5*(109+157)*50/(157*109) = 3.89$
27. $Af_5 (\%) = 21*(52+157)*50/(157*52) = 26.88$
28. $Af_6 (\%) = 7*(67+157)*50/(157*67) = 7.45$
29. $Af_7 (\%) = 9*(28+157)*50/(157*28) = 18.94$
30. $Af_8 (\%) = 26*(83+157)*50/(157*83) = 23.94$
31. $Af_9 (\%) = 7*(25+157)*50/(157*25) = 16.23$
32. $Af_{10} (\%) = 12*(107+157)*50/(157*107) = 9.43$
33. $Af_{11} (\%) = 32*(263+157)*50/(157*263) = 16.27$

Table 3. Correlation base of the number of species ($Nr - Nc_{1-11}$), number of common species ($Nrc_r - Nrc_{1-11}$), and the floristic affinities of the Jurassic macroflora from Romania to other European Jurassic macrofloras. State abbreviations: RO = Romania, CH = Switzerland, DE = Germany, DK = Denmark, FR = France, HU = Hungary, IT = Italy, NO = Norway, PL = Poland, RS = Serbia, SE = Sweden, UK = United Kingdom. FAM abbreviations see in the main text.

SPECIES AND FLO-RISTICAL AFFINITIES	STATE	RO	CH	DE	DK	FR	HU	IT	NO	PL	RS	SE	UK
$Nr - Nc_{1-11}$ (numbers)		157	7	52	77	109	52	67	28	83	25	107	263
$Nrc_r - Nrc_{1-11}$ (%)		59.70	2.66	19.77	29.28	41.44	19.77	25.48	10.65	31.56	9.51	40.68	100.00
$Nrc_r - Nrc_{1-11}$ (numbers)		157	0	8	15	5	21	7	9	26	7	12	32
$Nrc_r - Nrc_{1-11}$ (%)		100.00	0.00	5.10	9.55	3.18	13.38	4.46	5.73	16.56	4.46	7.64	20.38
AF (%)		100.00	0.00	10.24	14.52	3.89	26.88	7.45	18.94	23.94	16.23	9.43	16.27

NOTES

1. The total number of species of the flora from Romania (Nr) evidently is equal with the number of 'common species' (Nrc_r) in the same flora, so all the three 'affinities' in this case are 100 (%).
2. For a clear graphical representation, the total number of species and the number of common species are converted in the table above to percentages. The conversion is made with simple rule of three, considering the highest value of the species number 100 (%).

Tabel 3. Continued

CALCULI

1. $Nr (\%) = 157/263 \cdot 100 = 59.70$
2. $Nc_1 (\%) = 7/263 \cdot 100 = 2.66$
3. $Nc_2 (\%) = 52/263 \cdot 100 = 19.77$
4. $Nc_3 (\%) = 77/263 \cdot 100 = 29.28$
5. $Nc_4 (\%) = 109/263 \cdot 100 = 41.44$
6. $Nc_5 (\%) = 52/263 \cdot 100 = 19.77$
7. $Nc_6 (\%) = 67/263 \cdot 100 = 25.48$
8. $Nc_7 (\%) = 28/263 \cdot 100 = 10.65$
9. $Nc_8 (\%) = 83/263 \cdot 100 = 31.56$
10. $Nc_9 (\%) = 25/263 \cdot 100 = 9.51$
11. $Nc_{10} (\%) = 107/263 \cdot 100 = 40.68$
12. $Nc_{11} (\%) = 263/263 \cdot 100 = 100.00$
13. $Nrc_1 (\%) = 0/157 \cdot 100 = 0.00$
14. $Nrc_2 (\%) = 8/157 \cdot 100 = 5.10$
15. $Nrc_3 (\%) = 15/157 \cdot 100 = 9.55$
16. $Nrc_4 (\%) = 5/157 \cdot 100 = 3.18$
17. $Nrc_5 (\%) = 21/157 \cdot 100 = 13.38$
18. $Nrc_6 (\%) = 7/157 \cdot 100 = 4.46$
19. $Nrc_7 (\%) = 9/157 \cdot 100 = 5.73$
20. $Nrc_8 (\%) = 26/157 \cdot 100 = 16.56$
21. $Nrc_9 (\%) = 7/157 \cdot 100 = 4.46$
22. $Nrc_{10} (\%) = 12/157 \cdot 100 = 7.64$
23. $Nrc_{11} (\%) = 32/157 \cdot 100 = 20.38$
24. $Nrc_r (\%) = 157/157 \cdot 100 = 100.00$

NYMPHAEA Folia naturae Bihariae	XLIII	67 - 100	Oradea, 2016
---	--------------	-----------------	---------------------

Revision of the invertebrates collection of Karl Brancsik (1842 – 1915) deposited in the Țării Crișurilor Museum, Oradea

Adrian Găgiu

*Țării Crișurilor Museum, Bd. Dacia 1-3, RO-410464 Oradea, Romania
adrianmgăgiu@yahoo.ro*

Abstract. A part of the historical collection of invertebrates (non-Insecta) of Karl Brancsik is housed in Țării Crișurilor Museum, Oradea. While its Gastropods part has been only partially published before, this paper is a completed and revised catalog of that collection, adding also the Bivalves, Polyplacophora and Anthozoa. The collection consists of 223 genera and 342 species, mostly of Gastropods, plus Polyplacophora, Bivalvia and Anthozoa, of which 38 are endemic taxa and 11 specimens are possibly paratypes.

Introduction

Karel Brančík (in Slovakian, or formally Karl Brancsik) (13 March 1842, Stará Bystrica - 18 November 1915, Trenčín) was an Austrian-Hungarian physician and naturalist. Besides practising medicine at Trenčín (Slovakia), he was interested in entomology, malacology and botany. Brancsik began his general studies at Ci-eszyn (now in Poland), Bratislava, and Sopron (now in Hungary), then studied medicine in Vienna, Prague and Graz, graduating in 1872. Since 1874 he worked

as a physician in Trenčín and in 1879 was promoted as county principal physician. In 1913 he founded the museum of that city, and as an amateur zoologist he assembled by collecting and exchanges several important collections, first of all a large collection of Coleoptera, now deposited in the Field Museum of Natural History Chicago.

His passion for natural studies and collections developed while attending the Evangelical Gymnasium in Cieszyn, then at Bratislava and Sopron. During his medical studies at the University of Prague he entered in contact with several collectors of Coleoptera and started his own collection (150000 specimens from 30904 species, with 123 newly described species), which he continued in Graz, and in 1871 he published a monographic paper on the Coleoptera of Styria. With the help from many other collectors, mostly missionaries from abroad, he gathered and prepared a rich entomological material. Since 1878 he collected and studied Hemiptera (2000 species, with seven new species), and since 1891 Orthoptera (more than 1000 species, with type specimens of 101 new species and 13 new genera). He described two new species of Hymenoptera, and donated his Hymenoptera and Diptera collections to the Gymnasium in Kalocsa (Hungary).

Besides insects, Brancsik assembled a large malacological collection of more than 100,000 specimens (the main part of which is now deposited in the Hungarian National Museum), and also an extended herbarium with 8000 species, dealing with the flora of Trenčín county and donated by him to the city museum. At his suggestion, the Society for Natural Sciences of Trenčín county was established in 1878. The society maintained relations with 125 scientific institutions all over the world, and he edited the society's annuary until his death. Between 1862 and 1914 he published 66 scientific papers on subjects dealing with entomology, malacology and botany (listed in Hetschko 1932), and, while acting more like a splitter, according to the habits of his time, his contribution to the knowledge of central European biodiversity remains remarkably valuable.

A smaller part of his malacological collection was acquired by the Țării Crișurilor Museum in 1971 from the private collector Silvia Popovici in Timișoara. The present paper aimed to revise and complete the catalog of Gastropods from Brancsik's collection deposited in the Țării Crișurilor Museum (Grossu & Paina 1974) and also to include all of Brancsik's invertebrate specimens from that collection (Bivalvia, Polyplacophora and Anthozoa).

Material and methods

All his mollusks specimens deposited in the Țării Crișurilor Museum were listed in this catalog, adding the Bivalves, a Polyplacophora and a coral specimen, and the

Gastropods part was completed, revised and/or updated according to the accepted classification.

Classification is according to Bouchet & Rocroi 2005 and Carter et al. 2011, simplified (no infraclasses, cohorts, subcohorts, clades, subclades, informal groups, megaorders, superorders, hyporders, minorders, epifamilies). The families are listed phyletically, according to Bouchet & Rocroi 2005 and Carter et al. 2011, in each genus the species being arranged alphabetically and with validity of their names verified (when no reference is mentioned, WoRMS 2016 is implied).

Abbreviations. spec(s). = specimen(s); end. = endemic.

Results

Phylum MOLLUSCA Linnaeus, 1758

Class POLYPLACOPHORA Blainville, 1816

Order Chitonida Thiele, 1910

Fam. Chitonidae Rafinesque, 1815

Subfam. Chitoninae Rafinesque, 1815

Chiton (Rhyssoplax) olivaceus Spengler, 1797, 1 spec., Sicily (Italy).

Class GASTROPODA Cuvier, 1795

Superfam. Patelloidea Rafinesque, 1815

Fam. Patellidae Rafinesque, 1815

Patella caerulea Linnaeus, 1758, 4 specs..

Superfam. Lottioidea Gray, 1840

Fam. Lottiidae Gray, 1840

Subfam. Lottiinae Gray, 1840

Lottia digitalis (Rathke, 1833), 1 spec., USA, Bering Sea.

Superfam. Trochoidea Rafinesque, 1815

Fam. Trochidae Rafinesque, 1815

Subfam. Trochinae Rafinesque, 1815

Clanculus (C.) corallinus (Gmelin, 1791), 2 specs., Mediterranean Sea.

Clanculus (C.) cruciatus (Linnaeus, 1758), 1 spec., Cannes (France).

Clanculus (Clanculopsis) jussieui (Payraudeau, 1826), 1 spec., Mediterranean Sea.

Tectus (Rochia) pyramis (Born, 1778), 1 spec..

Trochus nigropunctatus Reeve, 1848, 1 spec..

Subfam. Stomatellinae Gray, 1840

Stomatella auricula Lamarck, 1816 (Tröndlé & Boutet 2009, Herbert 2015), 1 spec., New Zealand.

Subfam. Cantharidinae Gray, 1857

Cantharidus callichroa (Philippi, 1849) (Grossu & Paina 1974, Hardy 2016), 1 spec., Tasmania (Australia).

Gibbula (G.) divaricata (Linnaeus, 1758), 1 spec., Mediterranean Sea.

Gibbula (G.) tumida (Montagu, 1803), 1 spec., England.

Gibbula (G.) umbilicalis (da Costa, 1778), 1 spec., England.

Gibbula (Phorcus) varia (Linnaeus, 1758), 2 specs., Mediterranean Sea.

Jujubinus striatus (Linnaeus, 1758), 1 spec., United Kingdom, „Forbay, England” (?) (Grossu & Paina 1974).

Jujubinus suarezensis (P. Fischer, 1878), 1 spec..

Subfam. Umboniinae H. Adams & A. Adams, 1854 (1840)

Umbonium (Suchium) costatum (Kiener, 1839), 5 specs. without data; 1 spec., Japan.

Umbonium (U.) vestiarium (Linnaeus, 1758), 1 spec., India (east coast).

Subfam. Monodontinae Gray, 1857

Diloma concameratum (Wood, 1828) (Hardy 2016), 1 spec., New Zealand.

Fam. Calliostomatidae Thiele, 1924 (1847)**Subfam. Calliostomatinae Thiele, 1924 (1847)**

Calliostoma variegatum Carpenter, 1864, 1 spec..

Superfam. Turbinoidea Rafinesque, 1815**Fam. Turbinidae Rafinesque, 1815****Subfam. Turbininae Rafinesque, 1815**

Turbo radiatus Gmelin, 1791, 1 spec., Red Sea.

Subfam. Tegulinae Kuroda, Habe & Oyama, 1971

Tegula (Chlorostoma) tridentata (Potiez & Michaud, 1838) (Hardy 2016), 1 spec..

Superfam. Phasianelloidea Swainson, 1840**Fam. Phasianellidae Swainson, 1840****Subfam. Tricoliinae Swainson, 1840**

Tricolia speciosa (Mühlfeldt, 1824), 1 spec., Cannes (Provence-Alpes-Cote d'Azur, France).

Fam. Colloniidae Cossmann, 1917**Subfam. Colloniinae Cossmann, 1917**

Collonista costulosa (Sowerby, 1886), 1 spec., Indian Ocean.

Superfam. Helicinoidea Férussac, 1822**Fam. Helicinidae Férussac, 1822**

Helicina (Alcadia) barbata Guppy, 1867 (Grossu & Paina 1974), 1 spec., Trinidad-Tobago.

Helicina orbiculata (Say, 1818) (Pilsbry 1948, Strenth & Littleton 2000), 1 spec., Dallas (Texas, USA).

Superfam. Neritoidea Rafinesque, 1815**Fam. Neritidae Rafinesque, 1815****Subfam. Neritinae Rafinesque, 1815**

Clithon morosa (Gassies, 1870) (Hardy 2016), 1 spec., Sri Lanka.

Neripteron violaceum (Gmelin, 1791) (Hardy 2016), 1 spec., Sri Lanka.

Nerita (Theliostyla) exuvia (Linnaeus, 1758), 1 spec..

Nerita (Lisanerita) morio (G. B. Sowerby, 1833) (Spencer & al. 2007), 1 spec..

Nerita (N.) peloronta Linnaeus, 1758 (Carpenter 2002), 1 spec., Indian Ocean.

Nerita (Ritena) plicata Linnaeus, 1758, 1 spec., Indian Ocean.

Nerita (Theliostyla) tessellata Gmelin, 1791, 1 spec..

Nerita (N.) textilis Gmelin, 1791, 1 spec., no data; 1 spec., Indian Ocean.

Nerita (N.) versicolor Gmelin, 1791, 1 spec..

Nerita (N.) yoldii Récluz, 1841, 1 spec., Indian Ocean.

Neritina (Vittina) communis (Quoy & Gaimard, 1832) (Grossu & Paina 1974), 1 spec., Philippines. Very variable species.

Neritina (Vittina) gagates (Lamarck, 1815), 1 spec., Fiji.

Neritina meleagris Lamarck, 1822, 1 spec., Sao Paulo (Brazil).

Theodoxus (T.) danubialis (C. Pfeiffer, 1828), 1 spec., Blagaj, at source of River Buna (Bosnia and Herzegovina); 2 specs., Croatia; 2 specs. („var. strangulatus”), Carniola (Kranj) (Slovenia).

Theodoxus (T.) fluviatilis (Linnaeus, 1758), 3 specs., Split (Croatia); 1 spec., Lake Garda (Italy).

Theodoxus (T.) prevostianus (C. Pfeiffer, 1828), 2 specs., Hungary.

Superfam. Cyclophoroidea Gray, 1847

Fam. Cyclophoridae Gray, 1847

Leptopoma vitreum (Lesson, 1830) (Grossu & Paina 1974), 1 spec., Japan.

Fam. Megalomastomatidae Blanford, 1864

Megalomastoma seminudum Poey, 1854 (Grossu & Paina 1974), 1 spec., Trinidad-Tobago.

Fam. Cochlostomatidae Kobelt, 1902

Cochlostoma (Auritus) auritum (Rossmässler, 1837) (AnimalBase Project Group 2005-2016), 2 specs., Dalmatia (Croatia), end.

Cochlostoma (C.) elegans (Clessin, 1879) (AnimalBase Project Group 2005-2016), 2 specs., „Yugoslavia”.

Cochlostoma (Turritus) gracile reitteri (Boettger, 1880) (AnimalBase Project Group 2005-2016), 2 specs., Croatia. Subspecies end. for Croatia.

Cochlostoma (C.) henricae henricae (Strobel, 1851) (AnimalBase Project Group 2005-2016), 2 specs., Trieste (Italy).

Cochlostoma (Turritus) philippianum (Gredler, 1853) (AnimalBase Project Group 2005-2016), 1 spec., Austria; 2 specs, Italy; end. for the Alps Mountains.

Cochlostoma (Turritus) tergestinum tortiva (Westerlund, 1885) (AnimalBase Project Group 2005-2016), 2 specs.. Subspecies end. for the eastern coast of the Adriatic Sea (Slovenia, Croatia).

Superfam. Cerithioidea Fleming, 1822

Fam. Cerithiidae Fleming, 1822

Subfam. Cerithiinae Fleming, 1822

Cerithium lifuense (Melvill & Standen, 1895), 3 specs..

Cerithium (Thericium) muscarum Say, 1832, 1 spec..

Cerithium (Thericium) vulgatum Bruguyère, 1792 (Gofas & al. 2004), 2 specs., Mediterranean Sea.

Subfam. Bittiinae Cossmann, 1906

Bittium latreillei (Payraudeau, 1826), 3 specs., Balearic Islands (Spain).

Fam. Melanopsidae H. Adams & A. Adams, 1854

Subfam. Melanopsinae H. Adams & A. Adams, 1854

Holandriana holandrii (C. Pfeiffer, 1828), 2 specs., Carniola (Kranj), Slovenia. Rare.

Melanopsis parreyssii (Philippi, 1847) (AnimalBase Project Group 2005-2016), 1 spec., Băile 1 Mai, Lake Peța (Romania). End., extinct in the wild since 2014.

Microcolpia daudebartii acicularis (Férussac, 1823) (Smoleń & Falniowski 2009, Neubauer & al. 2014), 2 specs.. Rare.

Fam. Planaxidae Gray, 1850

Subfam. Planaxinae Gray, 1850

Planaxis savignyi Deshayes, 1844, 1 spec., Suez (Egypt).

Fam. Pleuroceridae Fischer, 1885

Elimia vanuxemiana (Lea, 1843) (Bogan 2011), 1 spec., River Coosa, Alabama (USA). End. for Alabama, possibly extinct (Bogan 2011).

Pleurocera acuta Rafinesque, 1831 (Strong 2005, Benson 2008), 1 spec., Illinois (USA).

Fam. Semisulcospiridae Morrison, 1952

Juga (J.) plicifera (Lea, 1838) (Burch 1982, Strong & Koehler 2009), 1 spec., Oregon (USA).

Fam. Potamididae H. Adams & A. Adams, 1854

Cerithideopsis californica (Haldeman, 1840), 1 spec., Oakland (California, USA).

Terebralia palustris (Linnaeus, 1767), 1 spec..

Fam. Thiaridae Gill, 1871 (1823)

Thiara thiarella (Lamarck) (Grossu & Paina 1974), 1 spec., Isle of Nossibé (Madagascar).

Thiara truncata (Lamarck) (Grossu & Paina 1974), 1 spec., North America.

Fam. Turritellidae Lovén, 1847

Turritella communis Risso, 1826, 3 specs.

Superfam. Calyptraeidea Lamarck, 1809

Fam. Calyptraeidae Lamarck, 1809

Bostrycapulus aculeatus (Gmelin, 1791), 1 spec., New Zealand.

Maoricrypta monoxylla (Lesson, 1831), 1 spec., New Zealand. End. for the coasts of the Northern Island (New Zealand).

Superfam. Cypraeoidea Rafinesque, 1815

Fam. Cypraeidae Rafinesque, 1815

Erronea caurica (Linnaeus, 1758), 2 specs..

Erosaria helvola (Linnaeus, 1758), 1 spec., Indian Ocean.

Luria isabella (Linnaeus, 1758), 1 spec..

Luria lurida (Linnaeus, 1758), 1 spec., Atlantic Ocean.

Lyncina carneola (Linnaeus, 1758), 1 spec., Indian Ocean.

Monetaria annulus (Linnaeus, 1758), 2 specs., Indian Ocean.

Monetaria moneta (Linnaeus, 1758), 3 specs..

Palmadusta asellus (Linnaeus, 1758), 1 spec., Indian Ocean.

Superfam. Littorinoidea Children, 1834

Fam. Littorinidae Children, 1834

Subfam. Littorininae Children, 1834

Austrolittorina unifasciata (Gray, 1826), 1 spec., Victoria (Australia).

Littoraria (Littorinopsis) angulifera (Lamarck, 1822), 1 spec., Bahamas.

Littoraria (L.) irrorata (Say, 1822), 1 spec., Florida (USA).

Littoraria (L.) mauritiana (Lamarck, 1822), 2 specs., Madagascar.

Littorina (L.) obtusata (Linnaeus, 1758), 1 spec., Mediterranean Sea; 1 spec., European coasts of the Atlantic Ocean.

Littorina (L.) saxatilis (Olivi, 1792), 1 spec., Reykjavik (Island).
Littorina (L.) scutulata (Gould, 1849), 1 spec., San Francisco (California, USA).
Melarhapha neritoides (Linnaeus, 1758), 2 spec., Mediterranean Sea.
Tectarius pagodus (Linnaeus, 1758), 1 spec..

Fam. Pomatiidae Newton, 1891 (1828)

Subfam. Pomatiinae Newton, 1891 (1828)

Pomatias elegans (Müller, 1774) (Frank 2000), 1 spec., Riva di Trento, Italy.
Pomatias rivularis (Eichwald, 1829) (Frank 2000, AnimalBase Project Group 2005-2016), 5 specs., Băile Herculane (Romania); 1 spec., Caucasus Mountains.
Tropidophora zanguebarica (Petit, 1850) (Petit 1850, Bourguignat 1889, Rowson & al. 2010, Gittenberger & van Bruggen 2013), 1 spec., Mozambic.
Tudora versicolor (Pfeiffer) (Poulsen 1878, Héra 2006), 1 spec., Curacao (The Netherlands).
Tudorella sulcata (Draparnaud, 1801) (AnimalBase Project Group 2005-2016), 1 spec., Segesta, in Alcamo (Sicily, Italy).

Superfam. Naticoidea Guilding, 1834

Fam. Naticidae Guilding, 1834

Subfam. Polinicinae Gray, 1847

Euspira intricata (Donovan, 1804), 1 spec., Algeria.
Polinices mammilla (Linnaeus, 1758), 1 spec., Isle of Nosy Be, Madagascar.
Polinices otis (Broderip & G. B. Sowerby, 1829), 2 specs.

Subfam. Naticinae Guilding, 1834

Naticarius stercusmuscarum (Gmelin, 1791), 1 spec..

Superfam. Rissooidea Gray, 1847

Fam. Amnicolidae Tryon, 1863

Subfam. Emmericiinae Brusina, 1870

Emmericia patula (Brumati, 1838) (Bank 2015), 1 spec., Split (Croatia).
Emmericia ventricosa Brusina, 1870 (Seddon 2011), 5 specs., Kotor (Montenegro).

Fam. Bithyniidae Gray, 1857

Bithynia mostarensis Moellendorff, 1873 (AnimalBase Project Group 2005-2016),

2 specs., Mostar (Bosnia and Herzegovina), end.

Bithynia tentaculata (Linnaeus, 1758) (AnimalBase Project Group 2005-2016), 2 specs., Germany.

Fam. Hydrobiidae Stimpson, 1865
Subfam. Lithoglyphinae Tryon, 1866

Lithoglyphus naticoides (C. Pfeiffer, 1828) (AnimalBase Project Group 2005-2016), 1 spec., Inovo (Smrdan) (Vidin, Bulgaria).

Fam. Truncatellidae Gray, 1840

Geomelania (Merrilliana) elegans C. B. Adams, 1849 (Rosenberg & Muratov 2005), 1 spec., Cuba.

Superfam. Stromboidea Rafinesque, 1815
Fam. Strombidae Rafinesque, 1815
Subfam. Strombinae Rafinesque, 1815

Canarium labiatum labiatum (Röding, 1798), 1 spec..

Fam. Aporrhaidae Gray, 1850
Subfam. Aporrhainae Gray, 1850

Aporrhais pespelecani (Linnaeus, 1758), 8 specs., Mediterranean Sea.

Superfam. Tonnoidea Suter, 1913
Fam. Tonnidae, Suter 1931
Subfam. Tonninae Suter, 1913

Malea pomum (Linnaeus, 1758) (Carpenter 2002), 1 spec..

Fam. Ranellidae Gray, 1854
Subfam. Cymatiinae Iredale, 1913 (1854)

Septa rubecula (Linnaeus, 1758), 1 spec., Mauritius.

Subfam. Ranellinae Gray, 1854

Gyrineum gyrinum (Linnaeus, 1758), 1 spec..

Superfam. Velutinoidea Gray, 1840**Fam. Triviidae Troschel, 1863****Subfam. Eratoinae Gill, 1871**

Erato (*E.*) *voluta* (Montagu, 1803), 1 spec., Mediterranean Sea.

Superfam. Vermetoidea Rafinesque, 1815**Fam. Vermetidae Rafinesque, 1815**

Siphonium glomeratum, Gmelin (Grossu & Paina 1974), 1 spec., Alpes-Maritimes, Provence (France).

Subfam. Dendropomatinae Bandel & Kowalke, 1997

Dendropoma cristatum (Biondi, 1859), 1 spec., Provence-Alpes-Cote d'Azur (France).

Superfam. Triphoroidea Gray, 1847**Fam. Cerithiopsidae H. Adams & A. Adams, 1853****Subfam. Cerithiopsinae H. Adams & A. Adams, 1853**

Cerithiopsis tubercularis (Montagu, 1803), 1 spec., Adriatic Sea.

Superfam. Buccinoidea Rafinesque, 1815**Fam. Buccinidae Rafinesque, 1815**

Siphonalia fuscolineata (Pease, 1860), 1 spec., New Zealand.

Subfam. Buccininae Rafinesque, 1815

Cominella (*C.*) *glandiformis* (Reeve, 1847), 1 spec., New Zealand, end.

Cominella (*C.*) *lineolata* (Lamarck, 1809), 1 spec., New Zealand, end.

Cominella (*C.*) *maculosa* (Martyn, 1784), 1 spec., New Zealand.

Subfam. Pisaniinae Gray, 1857

Pisania (P.) striata (Gmelin, 1791), 2 specs., Mediterranean Sea.

Pollia rubiginosa (Reeve, 1846), 1 spec., Red Sea.

Fam. Columbelloidea Swainson, 1840**Subfam. Columbelloidea Swainson, 1840**

Columbella marrae Garcia, 1999, 1 spec., Honduras.

Columbella mercatoria (Linnaeus, 1758), 1 spec., Florida (USA).

Columbella rustica (Linnaeus, 1758), 1 spec., Adriatic Sea.

Subfam. Atiliinae Cossmann, 1901

Mitrella (M.) albofulvata Drivas & Jay, 1990, 1 spec., New Zealand.

Mitrella (Dentimitrella) menkeana (Reeve, 1858), 1 spec.. End. for the western coast of Australia.

Pardalinops testudinaria (Link, 1807), 1 spec., Japan.

Pyrene flava (Bruguyère, 1789), 1 spec., Indian Ocean.

Subfam. Pyreninae Suter, 1909

Bifurcium bicanaliferum (G. B. Sowerby, 1832), 1 spec..

Fam. Fasciolariidae Gray, 1853**Subfam. Fasciolariinae Gray, 1853**

Tarantinaea lignaria (Linnaeus, 1758) (Avery Snyder 2003), 2 specs., Adriatic Sea.

Subfam. Fusininae Wrigley, 1927

Fusinus (F.) marcusii Hadorn & Rogers, 2000, 3 specs..

Fam. Nassariidae Iredale, 1916 (1835)**Subfam. Nassariinae Iredale, 1916 (1835)**

Nassarius subspinosus (Lamarck, 1822), 2 specs..

Nassarius (Alectrion) spiratus (A. Adams, 1852) (Hardy 2016), 1 spec., Indian Ocean.

Nassarius (Hima) coralligenus (Pallary, 1900) (Hardy 2016), 1 spec., Adriatic Sea.

Nassarius (Plicarcularia) gibbosulus (Linnaeus, 1758), 1 spec., Mediterranean Sea.
Nassarius (Plicarcularia) graniferus (Kiener, 1834), 1 spec., Indian Ocean.
Nassarius (Plicarcularia) persicus (Martens, 1874) (Hardy 2016), 1 spec., Red Sea.
Nassarius (Zeuxis) concinnus (Powys, 1835), 1 spec., Victoria (Australia).
Nassarius (Niotha) splendidulus (Dunker, 1846), 2 specs..
Nassarius (N.) striatus (C. B. Adams, 1852), 1 spec., San Diego (California, USA).
Phrontis vibex (Say, 1822), 1 spec., Florida (USA).

Tritia corniculum (Olivi, 1792), 1 spec., Algeria.
Tritia incrassata (Strøm, 1768), 1 spec., Mediterranean Sea.
Tritia neritea (Linnaeus, 1758), 2 specs., Adriatic Sea.
Tritia obsoleta (Say, 1822), 1 spec., British Columbia (Canada).
Tritia pellucida (Risso, 1826), 1 spec., no data; 1 spec., Mediterranean Sea.
Tritia reticulata (Linnaeus, 1758), 1 spec., Adriatic Sea.

Superfam. Muricoidea Rafinesque, 1815

Fam. Muricidae Rafinesque, 1815

Subfam. Muricinae Rafinesque, 1815

Bolinus brandaris (Linnaeus, 1758), 1 spec., Adriatic Sea.
Hexaplex trunculus (Linnaeus, 1758), 1 spec., Mediterranean Sea.
Phyllonotus pomum (Gmelin, 1791), 1 spec..

Subfam. Muricopsinae Radwin & d'Attilio, 1971

Muricopsis (M.) cristata (Brocchi, 1814), 1 spec., Mediterranean Sea.

Subfam. Ocenebrinae Cossmann, 1903

Crassilabrum crassilabrum (G. B. Sowerby, 1834), 2 specs., Valparaiso (Chile); 1 spec., no data.
Nucella freycinetii (Deshayes, 1839), 1 spec., San Diego (California, USA).

Subfam. Rapaninae Gray, 1853

Concholepas concholepas (Bruguère, 1789), 1 spec., Peru.
Mancinella echinulata (Lamarck, 1822), 1 spec., Mauritius.
Semiricinula tissoti (Petit de La Saussaye, 1852), 1 spec..

Fam. Costellariidae MacDonald, 1860

Tongsuapusia duplex (Cernohorsky), 1982, 1 spec..

Vexillum (Costellaria) dautzenbergi Poppe, Guillot de Suduiraut & Tagaro, 2006, 1 spec..

Vexillum (Pusia) ebenus (Lamarck, 1811), 1 spec., Mediterranean Sea.

Fam. Cystiscidae Stimpson, 1865**Subfam. Persiculinae Coover & Coover, 1995**

Persicula interruptolineata interruptolineata (Mühlfeldt, 1816), 1 spec..

Fam. Harpidae Bronn, 1849

Harpa harpa (Linnaeus, 1758) (Carpenter 1998), 1 spec..

Fam. Marginellidae Fleming, 1828**Subfam. Marginellinae Fleming, 1828**

Prunum apicinum (Menke, 1828), 1 spec., Caribbean Sea.

Fam. Volutidae Rafinesque, 1815**Subfam. Athletinae Pilsbry & Olsson, 1954**

Athleta abyssicola (Adams & Reeve, 1848), 1 spec., South Africa.

Superfam. Olivoidea Latreille, 1825**Fam. Olividae Latreille, 1825**

Olivancillaria urceus (Röding, 1798) (The Paleobiology Database), 1 spec., Rio Grande (Mexico).

Oliva (O.) oliva (Linnaeus, 1758), 1 spec., New Caledonia (France).

Oliva (Miniaceoliva) irisans irisans Lamarck, 1811, 1 spec., Indian Ocean.

Oliva (Neocylindrus) tessellata Lamarck, 1811, 1 spec., Indian Ocean.

Oliva (Strephona) venulata Lamarck, 1811, 1 spec., California (Mexico).

Fam. Olivellidae Troschel, 1869

Olivella (Callianax) biplicata (Sowerby 1825), 1 spec., California.

Superfam. Conoidea Fleming, 1822**Fam. Conidae Fleming, 1822****Subfam. Coninae Fleming, 1822**

Conus (Atlanticonus) cuna Petuch, 1998 (Puillandre & al. 2015), 1 spec.. Distribution: Caribbean Sea, published locality („Indian Ocean”) probably erroneous.

Conus (Virroconus) ebraeus Linnaeus, 1758 (Puillandre & al. 2015), 1 spec., Sri Lanka.

Conus (Rhizoconus) rattus Hwass in Bruguiere, 1792 (Puillandre & al. 2015), 1 spec., New Guinea.

Fam. Clavatulidae Gray, 1853**Subfam. Clavatulinae Gray, 1853**

Clionella rosaria (Reeve, 1846), 1 spec., Cape of Good Hope (South Africa).

Turricula javana (Linnaeus, 1767), 2 specs..

Fam. Terebridae Mörch, 1852

Terebra elata Hinds, 1844, 1 spec..

Fam. Turridae H. Adams & A. Adams, 1853**Subfam. Turrinae H. Adams & A. Adams, 1853**

Pleurotoma marmorata Link, 1807 (Kilburn & al. 2012), 1 spec.. Nomen dubium according to WoRMS 2016.

Turris babylonia (Linnaeus, 1758), 2 specs..

Turris ruthae Kilburn, 1983, 2 specs..

Superfam. Acteonoidea d'Orbigny, 1843**Fam. Acteonidae d'Orbigny, 1843****Subfam. Acteoninae d'Orbigny, 1843**

Acteon (A.) tornatilis (Linnaeus, 1758), 1 spec., Mediterranean Sea.

Superfam. Philinoidea Gray, 1850**Fam. Cylichnidae H. Adams & A. Adams, 1853**

Akera bullata O. F. Müller, 1776, 1 spec., Balearic Islands (Spain).

Superfam. Amphiboloidea Gray, 1840
Fam. Amphibolidae Gray, 1840
Subfam. Salinatorinae Starobogatov, 1970

Salinator sp. (species 101) (Poppe & Poppe 2011), 1 spec., Coonawarra (South Australia, Australia).

Superfam. Siphonarioidea Gray, 1827
Fam. Siphonariidae Gray, 1840

Siphonaria denticulata Quoy & Gaimard, 1833 (Hardy 2016), 1 spec., Australia.

Superfam. Lymnaeoidea Rafinesque, 1815
Fam. Lymnaeidae Rafinesque, 1815
Subfam. Lymnaeinae Rafinesque, 1815

Galba (G.) truncatula (O. F. Müller, 1774), Bratislava (Slovakia).

Radix balthica (Linnaeus, 1758), 1 spec., Estonia.

Radix labiata (Rossmässler, 1835), 6 specs..

Stagnicola traski (Tryon, 1863) (Jackiewicz 1998, Oliver & Bosworth 1999, Vinarski 2003), 1 spec., Oakland (California, USA). Protected, rare.

Stagnicola turricula (Held, 1836), 1 spec., Seeburg, Seegebiet Mansfelder Land (Mansfeld-Südharz, Sachsen-Anhalt, Germany).

Superfam. Planorboidea Rafinesque, 1815
Fam. Planorbidae Rafinesque, 1815
Subfam. Planorbinae Rafinesque, 1815

Planorbis (P.) planorbis (Linnaeus, 1758) (AnimalBase Project Group 2005-2016), 1 spec., Cluj-Napoca (Romania).

Subfam. Bulininae Fischer & Crosse, 1880

Planorbella subcrenata (Carpenter, 1857) (Harrold & Guralnick 2010), 1 spec., Santa Clara (California, USA).

Fam. Physidae Fitzinger, 1833
Subfam. Physinae Fitzinger, 1833

Physa fontinalis (Linnaeus, 1758) (AnimalBase Project Group 2005-2016), 1 spec., Trenčín (Slovakia).

Physa proteus Sowerby, 1873 (Grossu & Paina 1974), 1 spec., Australia.

Subfam. Aplexinae Starobogatov, 1967

Aplexa hypnorum (Linnaeus, 1758) (AnimalBase Project Group 2005-2016), 1 spec., France. Holarctic, rare.

Superfam. Ellobioidea Pfeiffer, 1854

Fam. Ellobiidae Pfeiffer, 1854

Subfam. Melampodinae Stimpson, 1851 (1850)

Melampus (Detracia) bullaoides (Montagu, 1808), 2 specs., Cuba.

Melampus (Detracia) lividus (Deshayes, 1830) (Hardy 2016), 1 spec., New Guinea.

Melampus (M.) luteus (Quoy & Gaimard, 1832), 1 spec., New Caledonia (France).

Subfam. Pythiinae Odhner, 1925 (1880)

Cassidula (C.) nucleus (Gmelin, 1791) (Hardy 2016), 1 spec., Red Sea.

Pythia plicata (Férussac, 1821), 1 spec., Hong Kong (China).

Superfam. Succineoidea Beck, 1837

Fam. Succineidae Beck, 1837

Subfam. Succineinae Beck, 1837

Oxyloma (O.) elegans (Risso, 1826) (AnimalBase Project Group 2005-2016), 8 specs., Anina (Romania); 14 specs., Thuringia (Germany).

Succinea putris (Linnaeus, 1758) (AnimalBase Project Group 2005-2016), 1 spec., Budapest (Hungary); 1 spec., Trenčín (Slovakia).

Superfam. Cochlicopoidea Pilsbry, 1900 (1879)

Fam. Cochlicopidae Pilsbry, 1900 (1879)

Cochlicopa lubrica (O. F. Müller, 1774) (AnimalBase Project Group 2005-2016), 2 specs., Slovakia.

Superfam. Pupilloidea Turton, 1831

Fam. Chondrinidae Steenberg, 1925

Chondrina arcadica (Reinhardt, 1881) (AnimalBase Project Group 2005-2016), 1 spec., Anina (Romania); 22 specs., no data.

Chondrina avenacea (Bruguière, 1792) (AnimalBase Project Group 2005-2016), 5 specs., Trenčín (Slovakia).

Chondrina spelta (Beck, 1837) (Stamol 2004, AnimalBase Project Group 2005-2016), 2 specs., Jajce (Bosnia and Herzegovina), end. subspecies.

Chondrina tenuimarginata (Des Moulins, 1835) (Bank 2015, AnimalBase Project Group 2005-2016), 2 specs., Isle of Madeira (Portugal).

Granaria frumentum (Draparnaud, 1801) (AnimalBase Project Group 2005-2016), 4 specs., Anina (Romania); 2 specs., Sibenik (Croatia).

Granaria frumentum illyrica (Rosmaessler, 1835) (AnimalBase Project Group 2005-2016), 2 specs., Metkovic (Croatia).

Fam. Orculidae Pilsbry, 1918

Subfam. Orculinae Pilsbry, 1918

Orcula dolium (Draparnaud, 1801) (AnimalBase Project Group 2005-2016), 4 specs., Trenčín (Slovakia).

Superfam. Enoidea Woodward, 1903

Fam. Enidae Woodward, 1903

Subfam. Eninae Woodward, 1903

Chondrula quinqueidentata (Rossmässler, 1837) (AnimalBase Project Group 2005-2016), 1 spec., Omis (Croatia).

Chondrula tridens (Müller, 1774) (AnimalBase Project Group 2005-2016), 1 spec., Oravița (Romania); 2 specs., Sibiu (Romania); 1 spec., Cisnădie (Romania); 1 spec., Anina (Romania).

Ena concolor (Westerlund, 1887) (Bank 2015, AnimalBase Project Group 2005-2016), 1 spec..

Mastus pupa (Linnaeus, 1758) (AnimalBase Project Group 2005-2016), 1 spec., Sicily (Italy).

Mastus transsylvanicus (M. von Kimakowicz, 1883) (AnimalBase Project Group 2005-2016), 1 spec., Brașov (Romania), end.

Mastus venerabilis (L. Pfeiffer, 1855) (AnimalBase Project Group 2005-2016), 1 spec., Vâlcan Mountains, Zănoaga, Vulcan Gorge (Hunedoara, Romania); 1 spec., Bucegi Mountains; end.

Merdigera obscura (Müller, 1774) (AnimalBase Project Group 2005-2016), 1 spec., Slovakia; 2 specs., Slavonia (Croatia).

Superfam. Clausilioidea Gray, 1855**Fam. Clausiliidae Gray, 1855****Subfam. Clausiliinae Gray, 1855**

Clausilia (Andraea) dubia Draparnaud, 1805 (Nordsieck 2007a, AnimalBase Project Group 2005-2016), 1 spec., Slovakia.

Clausilia (Andraea) dubia carpathica Brancsik, 1888 (Bank 2015), 2 specs., Trenčín, Szulyó (Slovakia); 4 specs., Rajecké-Teplice. End., possibly paratypes, leg. Brancsik.

Clausilia (Andraea) dubia trencsinensis Brancsik, 1888 (Frank 1997, Nordsieck 2007a), 2 specs., Trenčín. Possibly paratypes.

Clausilia (C.) pumila C. Pfeiffer, 1828 (Nordsieck 2007a, AnimalBase Project Group 2005-2016), 1 spec., Anina (Romania).

Clausilia (C.) rugosa parvula Férussac, 1807 (Nordsieck 2007a, AnimalBase Project Group 2005-2016), 3 specs., Slovakia.

Erjavecchia bergeri (Rossmässler, 1836) (Nordsieck 2007a, AnimalBase Project Group 2005-2016), 2 specs., Carinthia (Austria or Slovenia).

Macrogastrea (Pyrostoma) borealis (Boettger, 1878) (Nordsieck 2007a, AnimalBase Project Group 2005-2016), 1 spec., Galicia (Poland or Ukraine).

Macrogastrea (Pyrostoma) plicatula (Draparnaud, 1801) (Nordsieck 2007a, AnimalBase Project Group 2005-2016), 2 specs., Slovakia.

Macrogastrea (M.) ventricosa (Draparnaud, 1801) (Nordsieck 2007a, AnimalBase Project Group 2005-2016), 1 spec., Slovakia.

Ruthenica filograna (Rossmässler, 1836) (Nordsieck 2007a, AnimalBase Project Group 2005-2016), 2 specs., Slovakia; 2 specs., no data.

Subfam. Alopiinae Wagner, 1913

Agathylla (A.) exarata (Rossmässler, 1835) (Nordsieck 2007a, AnimalBase Project Group 2005-2016), 5 specs., Dalmatia (Croatia), end.

Agathylla (A.) sulcosa (Wagner, 1829) (Nordsieck 2007a, AnimalBase Project Group 2005-2016), 1 spec., Dalmatia (Croatia), end.

Albinaria (A.) turrita (L. Pfeiffer, 1850) (Nordsieck 2007a, AnimalBase Project Group 2005-2016), 1 spec., Isle of Milos (Greece), end.

Alopiia (A.) bielzii (L. Pfeiffer, 1848) (AnimalBase Project Group 2005-2016), 1 spec., Tălmăciu (Sibiu county, Romania), leg. Endrey, end.

Alopiia (A.) canescens (Charpentier, 1852) (Nordsieck 2007a, AnimalBase Project

Group 2005-2016), 2 specs., Piatra Mare massif, western slope (Braşov county, Romania), end.

Alopi (*Kimakowiczia*) *glauca* (E. A. Bielz, 1853) (Nordsieck 2007a, AnimalBase Project Group 2005-2016), 5 specs., Romania; 1 spec., Bratocea, southwest of Ciucaş massif (Braşov county, Romania); 1 spec., Ciucaş massif (Romania), end.

Alopi (*A.*) *lischkeana lischkeana* (Charpentier, 1852) (Nordsieck 2007a, AnimalBase Project Group 2005-2016), 1 spec., Piatra Craiului Mountains, near Braşov (Romania); 1 spec., Piatra Craiului Mountains, Crăpătura (Romania); 1 spec., Braşov (Romania), end.

Alopi (*A.*) *livida* (Menke, 1828) (Nordsieck 2007a, AnimalBase Project Group 2005-2016), 2 specs., Bucegi Mountains (Romania), end.

Alopi (*A.*) *plumbea* (Rossmässler, 1839) (Nordsieck 2007a, AnimalBase Project Group 2005-2016), 1 spec., Braşov (Romania), end.

Alopi (*A.*) *plumbea regalis* (M. Bielz, 1851) (Nordsieck 2007a), 1 spec., Piatra Craiului Mountains, leg. Endrey, end.

Alopi (*A.*) *straminicollis* (Charpentier, 1852) (Nordsieck 2007a, AnimalBase Project Group 2005-2016), 2 specs., Postăvaru massif (Braşov county, Romania), end.

Charpentieria (*C.*) *itala* (von Martens, 1824) (Nordsieck 2007a, AnimalBase Project Group 2005-2016), 1 spec., Italy.

Cochlodina (*C.*) *fimbriata* (Rossmässler, 1835) (Nordsieck 2007a, AnimalBase Project Group 2005-2016), 1 spec., Croatia.

Cochlodina (*C.*) *laminata* (Montagu, 1803) (Nordsieck 2007a, AnimalBase Project Group 2005-2016), 2 specs., Anina (Romania); 3 specs., Caraş-Severin county (Romania); 3 specs., Dalmatia (Croatia); 2 specs., Slovakia.

Cochlodina (*Paracochlodina*) *orthostoma* (Menke, 1828) (Nordsieck 2007a, AnimalBase Project Group 2005-2016), 1 spec., Galicia (Poland or Ukraine); 1 spec., Slovakia. Relict.

Delima (*Semirugata*) *bilabiata* (J. A. Wagner, 1829) (Nordsieck 2007a, AnimalBase Project Group 2005-2016), 1 spec., Dalmatia (Croatia).

Delima (*D.*) *binotata* (Rossmässler, 1836) (Nordsieck 2007a, AnimalBase Project Group 2005-2016), 2 specs., Dalmatia (Croatia).

Delima (*D.*) *binotata satura* (Rossmässler, 1836) (Nordsieck 2007a, AnimalBase Project Group 2005-2016), 2 specs., Dalmatia (Croatia), end. subspecies.

Delima (*D.*) *blanda* (Rossmässler, 1836) (Nordsieck 2007a, AnimalBase Project Group 2005-2016), 1 spec., Dalmatia (Croatia).

Delima (*D.*) *blanda fulcrata* (Rossmässler, 1836) (Nordsieck 2007a, AnimalBase Project Group 2005-2016), 2 specs., Dalmatia (Croatia), end. subspecies.

Delima (*D.*) *conspurcata* (Rossmässler, 1836) (Nordsieck 2007a, AnimalBase Pro-

- ject Group 2005-2016), 8 spec., Dalmatia (Croatia), end. subspecies.
- Delima (D.) laevissima* (Rossmässler, 1834) (Nordsieck 2007a, AnimalBase Project Group 2005-2016), 1 spec., Dalmatia (Croatia), end.
- Delima (D.) latilabris* (J. A. Wagner, 1829) (Nordsieck 2007a, AnimalBase Project Group 2005-2016), 1 spec., Dalmatia (Croatia), end. subspecies.
- Delima (Semirugata) vidovichii* (Pfeiffer, 1846) (Nordsieck 2007a, AnimalBase Project Group 2005-2016), 1 spec., Dalmatia (Croatia), end.
- Dilataria succineata* (Rossmässler, 1836) (Nordsieck 2007a, AnimalBase Project Group 2005-2016), 1 spec., Carinthia (Austria or Slovenia).
- Herilla bosniensis* (L. Pfeiffer, 1868) (Nordsieck 2007a, AnimalBase Project Group 2005-2016), 7 specs., Bosnia and Herzegovina.
- Herilla bosniensis brandisi* (Brancsik, 1888) (Nordsieck 2007a, Bank 2015), 2 specs., Bosnia and Herzegovina, end. subspecies. Possibly type specimens.
- Herilla zieglerei dacica* (L. Pfeiffer, 1848) (Nordsieck 2007a, Bank 2015), 1 spec..
- Herilla zieglerei neglecta* (Brancsik, 1888) (Nordsieck 2007a, Bank 2015), 1 spec., Bosnia and Herzegovina. Paratype.
- Medora almissana* (Kuster, 1847) (Nordsieck 2007a, AnimalBase Project Group 2005-2016), 2 specs., Dalmatia (Croatia), end..
- Medora macascarensis* (Sowerby, 1828) (Nordsieck 2007a, AnimalBase Project Group 2005-2016), 1 spec., Dalmatia (Croatia), end. subspecies.
- Montenegrina cattaroensis* (Rossmässler, 1835) (Nordsieck 2007a, AnimalBase Project Group 2005-2016), 2 specs., Dalmatia (Montenegro), end.
- Siciliaria gibbula* (Rossmässler, 1836) (Nordsieck 2007a, AnimalBase Project Group 2005-2016), 3 specs., Dalmatia (Croatia).
- Siciliaria lamellata* (Rossmässler, 1836) (AnimalBase Project Group 2005-2016), 2 specs., Dalmatia (Croatia). Present distribution: Albania and Greece.
- Siciliaria stigmatica* (Rossmässler, 1836) (Nordsieck 2007a, AnimalBase Project Group 2005-2016), 1 spec., Dalmatia (Croatia).

Subfam. Baleinae Wagner, 1913

- Alinda (Pseudalinda) fallax* (Rossmässler, 1836) (Nordsieck 2007a, b), 1 spec., Sălaj county (Romania); 2 specs., Caraș-Severin (Romania). Rare, legally protected.
- Balea (Alinda) biphlicata* (Montagu, 1803) (Nordsieck 2007a, b, AnimalBase Project Group 2005-2016), 2 specs., Slovakia; 1 spec., no data.
- Balea perversa* (Linnaeus, 1758) (AnimalBase Project Group 2005-2016), 2 specs., Trenčín (Slovakia).
- Balea (Pseudalinda) stabilis* (L. Pfeiffer, 1847) (Nordsieck 2007a, b, AnimalBase

Project Group 2005-2016), 1 spec., Orlat (Sibiu county, Romania).

Bulgarica (Strigilecula) cana (Held, 1836) (Nordsieck 2007a, AnimalBase Project Group 2005-2016), 3 specs., Transylvania (Romania).

Bulgarica (B.) rugicollis (Rossmässler, 1836) (Nordsieck 2007a, AnimalBase Project Group 2005-2016), 2 specs., Banat (Romania); 1 spec., no data.

Bulgarica (Strigilecula) vetusta (Rossmässler, 1836) (Nordsieck 2007a, AnimalBase Project Group 2005-2016), 2 specs., Croatia.

Laciniaria plicata (Draparnaud, 1801) (Nordsieck 2007a, AnimalBase Project Group 2005-2016), 3 specs., Anina (Romania); 2 specs., Gagauzia (Republic of Moldova).

Vestia (V.) gulo (E. A. Bielz, 1859) (Nordsieck 2007a, AnimalBase Project Group 2005-2016), 1 spec., Romania.

Vestia (V.) turgida (Rossmässler, 1836) (Nordsieck 2007a, AnimalBase Project Group 2005-2016), 1 spec., Slovakia.

Subfam. Mentissoideinae Lindholm, 1924

Elia corpulenta (Pfeiffer, 1848) (Nordsieck 2007a, AnimalBase Project Group 2005-2016), 1 spec., Turkey, end.

Superfam. Punctoidea Morse, 1864

Fam. Discidae Thiele, 1931 (1866)

Discus (Gonyodiscus) perspectivus (Mühlfeld, 1816) (AnimalBase Project Group 2005-2016), 2 specs., Slovakia.

Discus (Gonyodiscus) rotundatus (Müller, 1774) (AnimalBase Project Group 2005-2016), 2 specs., Trenčín (Slovakia).

Discus (D.) ruderatus (Hartmann, 1821) (AnimalBase Project Group 2005-2016), 1 spec., Trenčín (Slovakia).

Superfam. Helicoidea Rafinesque, 1815

Fam. Helicidae Rafinesque, 1815

Subfam. Helicinae Rafinesque, 1815

Eobania vermiculata (O. F. Müller, 1774) (AnimalBase Project Group 2005-2016), 1 spec..

Subfam. Ariantinae Mörch, 1864

Chilostoma (Kosicia) intermedium (Férussac, 1832) (AnimalBase Project Group

2005-2016), 1 spec., Ulrichsberg (?), Carniolia (?) (Austria). Published locality in Grossu & Paina 1974: „Carniolia-Ulrichsberg (Austria)”. Carniolia is a region in Slovenia, Ulrichsberg is in northern Austria.

Cylindrus obtusus (Draparnaud, 1805) (AnimalBase Project Group 2005-2016), 1 spec., Carinthia (Austria). End. for the Austrian Alps.

Helicigona (Faustina) faustina (Rossmässler, 1835) (AnimalBase Project Group 2005-2016), 1 spec., Trenčín (Slovakia); 1 spec., Hungary.

Isognomostoma isognomostomos (Schröter, 1784) (AnimalBase Project Group 2005-2016), 1 spec., Austria.

Fam. Cochlicellidae Schileyko, 1972

Cochlicella (C.) acuta (Müller, 1774) (AnimalBase Project Group 2005-2016), 13 specs., Makarska (Croatia).

Fam. Helicodontidae Kobelt, 1904

Subfam. Helicodontinae Kobelt, 1904

Helicodonta obvoluta (O. F. Müller, 1774) (AnimalBase Project Group 2005-2016), 1 spec., Paris (France).

Soosia diodonta (Férussac, 1832) (AnimalBase Project Group 2005-2016), 2 specs., Băile Herculane and Căldărușani forest (Romania).

Subfam. Lindholmiolinae Schileyko, 1978

Lindholmiola lens (Férussac, 1832) (Bank 2015, AnimalBase Project Group 2005-2016), 1 spec., Athens (Greece).

Fam. Helminthoglyptidae Pilsbry, 1939

Cepolis (Hemitrochus) varians (Menke, 1829) (Grossu & Paina 1974), 1 spec., Puerto Rico (USA).

Fam. Hygromiidae Tryon, 1866

Subfam. Monachinae Wenz, 1930 (1904)

Monacha (M.) cantiana (Montagu, 1803) (AnimalBase Project Group 2005-2016), 1 spec..

Monacha (M.) cartusiana (Müller, 1774) (Bank 2015, AnimalBase Project Group 2005-2016), 1 spec., Gruz (Dubrovnik, Croatia); 1 spec., Split (Croatia); 1 spec., Dalmatia (Croatia); 1 spec., Travnik (Bosnia and Herzegovina); 1 spec., Barcy (France).
Monacha (M.) parumcincta (Menke, 1828) (AnimalBase Project Group 2005-2016), 1 spec., Dalmatia (Croatia).

Subfam. Hygromiinae Tryon, 1866

Candidula intersecta (Poiret, 1801) (AnimalBase Project Group 2005-2016), 1 spec., Sønderborg (Denmark); 2 specs., no data.

Cernuella (C.) cisalpina (Rossmässler, 1837) (Bank 2015, AnimalBase Project Group 2005-2016), 1 spec., Trieste (Italy); 1 spec., Kotor (Montenegro). Sometimes considered a synonym of *C. virgata* (Da Costa, 1778).

Cernuella (C.) virgata (Da Costa, 1778) (Bank 2015, AnimalBase Project Group 2005-2016), 1 spec., Zadar (Croatia); 1 spec., Yalta (Ukraine/Russia). Distribution: Europe, with the exception of northern regions.

Helicella itala (Linnaeus, 1758) (AnimalBase Project Group 2005-2016), 1 spec., Lüneburger Heide (Germany).

Helicopsis striata (O. F. Müller, 1774) (AnimalBase Project Group 2005-2016), 1 spec., Frankfurt am Main (Germany); 1 spec., Chatillon (France?). Two more localities by the same name („Chatillon”) are in western Switzerland, and one in northern Italy. Rare, endangered in Germany.

Hygromia (H.) cinctella (Draparnaud, 1801) (Bank 2015, AnimalBase Project Group 2005-2016), 2 specs., Trieste (Italy).

Monachoides incarnatus (O. F. Müller, 1774) (AnimalBase Project Group 2005-2016), 1 spec., Trenčín (Slovakia).

Monachoides vicinus (Rossmässler, 1842) (AnimalBase Project Group 2005-2016), 1 spec., Trenčín, Vratna valley (Slovakia).

Perforatella bidentata (Gmelin, 1791) (AnimalBase Project Group 2005-2016), 1 spec., Trenčín (Slovakia).

Trochulus (T.) unidentatus (Draparnaud, 1805) (AnimalBase Project Group 2005-2016), 1 spec., Vratna (Trenčín, Slovakia).

Trochulus (T.) hispidus (Linnaeus, 1758) (AnimalBase Project Group 2005-2016), 2 specs., Kaliningrad (Russia).

Trochulus (T.) sericeus (Draparnaud, 1801) (AnimalBase Project Group 2005-2016), 1 spec., Wales (UK).

Xerocampylaea zelebori (L. Pfeiffer, 1853) (AnimalBase Project Group 2005-2016), 2 specs., Sarajevo, bank of River Miljacka (Bosnia and Herzegovina); 1 spec., Rovereto (Italy).

Xerolenta obvia (Menke, 1828) (Bank 2015, AnimalBase Project Group 2005-2016), 2 specs., Caraşova (Caraş-Severin county, Romania); 1 spec., Mostar (Bosnia and Herzegovina); 4 specs., no data.

Xeropicta derbentina (Krynicky, 1836) (AnimalBase Project Group 2005-2016), 1 spec., Mostar (Bosnia and Herzegovina), 1 spec., Crikvenica (Croatia).

Xerosecta (Xeromagna) cespitum (Draparnaud, 1801) (AnimalBase Project Group 2005-2016), 1 spec., Mostar (Bosnia and Herzegovina), 1 spec., Qusantinah (Constantine) (Algeria).

Xerosecta (Xeromagna) reboudiana (Bourguignat, 1863) (AnimalBase Project Group 2005-2016), 1 spec., Mostar (Bosnia and Herzegovina), 1 spec., Kerrata (Algeria).

Subfam. Geomitrinae Boettger, 1909

Trochoidea (T.) elegans (Gmelin, 1791) (AnimalBase Project Group 2005-2016), 1 spec., Mostar (Bosnia and Herzegovina), 1 spec., Marseille (France).

Trochoidea (T.) pyramidata (Draparnaud, 1805) (AnimalBase Project Group 2005-2016), 1 spec., Mostar (Bosnia and Herzegovina), 1 spec., Alghero, Sardinia (Italy).

Trochoidea (T.) trochoides (Poiret, 1789) (AnimalBase Project Group 2005-2016), 1 spec., Mostar (Bosnia and Herzegovina), 2 specs., Alpes Maritimes (France).

Fam. Pleurodontidae Ihering, 1912

Pleurodonte peracutissima (Adams, 1845) (Wurtz 1955, Rosenberg & Muratov 2006), 1 spec., Martinique Island (France).

Fam. Polygyridae Pilsbry, 1895

Polygyra septemvolva volvoxis (Pfeiffer, 1846) (Pilsbry 1940), 1 spec., Florida (USA).

Stenotrema hirsutum (Say, 1817) (Walker 1906, Turgeon et al. 1988, AnimalBase Project Group 2005-2016), 1 spec., Ohio (USA).

Superfam. Gastrodontoidea Tryon, 1866

Fam. Oxychilidae Hesse in Geyer, 1927 (1879)

Subfam. Godwiniinae Cooke, 1921

Aegopinella nitens (Michaud, 1831) (AnimalBase Project Group 2005-2016), 2 specs., Slovakia.

Aegopinella nitidula (Draparnaud, 1805) (AnimalBase Project Group 2005-2016), 1 spec..

Subfam. Oxychilinae Hesse, 1927 (1879)

Oxychilus (O.) cellarius (O. F. Müller, 1774) (AnimalBase Project Group 2005-2016), 1 spec., Slovakia.

Oxychilus (O.) glaber (Rossmässler, 1835) (AnimalBase Project Group 2005-2016), 2 specs., Trenčín (Slovakia).

Superfam. Zonitoidea Mörch, 1864

Fam. Zonitidae Mörch, 1864

Ventridens ligera (Say, 1821) (Turgeon et al. 1988), 1 spec., Ohio (USA).

Class BIVALVIA Linnaeus, 1758

Subclass Autobranchia (Grobber, 1894)

Order Mytilida Férussac, 1822

Superfam. Mytiloidea Rafinesque, 1815

Fam. Mytilidae Rafinesque, 1815

Mytilus edulis Linnaeus, 1758 (AnimalBase Project Group 2005-2016), 4 specs..

Mytilus sp., 1 spec..

Order Arcoida Stolicka, 1871

Superfam. Arcoidea Lamarck, 1809

Fam. Arcidae Lamarck, 1809

Arca ventricosa (Lamarck, 1819), 1 spec..

Arca sp., 2 specs..

Pectunculus sp., 3 specs..

Fam. Glycymerididae Dall, 1908

Glycymeris nummaria (Linnaeus, 1758), 1 spec., Mediterranean Sea.

Tucetona pectunculus (Linnaeus, 1758), 5 specs..

Order Ostreida Férussac, 1822
Suborder Ostreidina Férussac, 1822
Superfam. Ostreoidea Rafinesque, 1815
Fam. Ostreidae Rafinesque, 1815

Ostrea edulis Linnaeus, 1758, 2 specs..

Suborder Malleidina Gray, 1854
Superfam. Pinnoidea, Leach 1819
Fam. Pinnidae, Leach 1819

Pinna bicolor Gmelin, 1791, 1 spec..

Superfam. Pterioidea Gray, 1847 (1820)
Fam. Pteriidae Gray, 1847

Pinctada margaritifera (Linnaeus, 1758), 1 spec..

Order Pectinida Gray, 1854
Suborder Pectinidina Gray, 1854
Superfam. Pectinoidea Rafinesque, 1815
Fam. Pectinidae, Wilkes 1810
Subfam. Pectininae Rafinesque, 1815

Pecten jacobaeus (Linnaeus, 1758), 1 spec..

Subfam. Chlamydinae Teppner, 1922

Flexopecten glaber (Linnaeus, 1758), 4 specs..

Mimachlamys varia (Linnaeus, 1758) (de Kluijver & al. 2015), 2 specs..

Fam. Spondylidae Gray, 1826

Spondylus sp., 1 spec..

Order Carditida Dall, 1889
Superfam. Crassatelloidea Férussac, 1822
Fam. Carditidae Lamarck, 1809

Carditamera radiata (G. B. Sowerby, 1833), 1 spec., Panama.
Glans trapezia (Linnaeus, 1767), 2 specs., Algiers (Algeria).

Order Cardiida Férussac, 1822

Suborder Cardiidina Férussac, 1822

Superfam. Cardioidea Lamarck, 1809

Fam. Cardiidae Lamarck, 1809

Subfam. Cardiinae Lamarck, 1809

Acanthocardia echinata (Linnaeus, 1758), 1 spec..
Cardium sp., 2 specs..

Superfam. Tellinoidea Blainville, 1814

Fam. Tellinidae Blainville, 1814

Acorylus gouldii (Hanley, 1846), 1 specs., Gulf of California.
Bosemprella incarnata (Linnaeus, 1758), 1 spec., Mediterranean Sea.
Fabulina fabula (Gmelin, 1791), 1 spec., Wales (UK).
Limecola balthica (Linnaeus, 1758), 2 specs., Great Britain; 2 specs., San Francisco (California, USA).
Macomangulustenuis (da Costa, 1778), 1 spec., no data; 2 specs., Mediterranean Sea.
Strigilla pisiformis (Linnaeus, 1758), 2 specs., Indian Ocean (?).
Tellina radiata Linnaeus, 1758, 2 specs., Cuba.

Fam. Donacidae Fleming, 1828

Donax (Paradonax) californicus Conrad, 1837, 2 specs., San Diego, California (USA).
Donax (Capsella) variegatus (Gmelin, 1791), 1 spec., Mediterranean Sea.
Donax semistriatus (Poli, 1795), 1 spec., Viareggio (Italy).
Donax (Serrula) trunculus (Linnaeus, 1758), 3 specs., Mediterranean Sea.

Fam. Semelidae Stoliczka, 1870

Abra alba (W. Wood, 1802), 2 specs., North Sea.

Superfam. Dreissenoidea Gray, 1840

Fam. Sphaeriidae Deshayes, 1855

Sphaerium corneum (Linnaeus, 1758) (Araujo 2011), 2 specs., France.
Sphaerium rivicola (Lamarck, 1818) (Araujo 2011, AnimalBase Project Group 2005-2016), 2 specs., Würzburg, River Main (Germany).

Superfam. Veneroidea Rafinesque, 1815
Fam. Veneridae Rafinesque, 1815

Gouldia minima (Montagu, 1803), 2 specs., Puerto de Mahon (Balearic Islands, Spain).
Meretrix lamarcki Deshayes, 1853, 6 specs..
Pectunculus sp., 1 spec..
Timoclea ovata (Pennant, 1777) (de Kluijver & al. 2015), 2 specs., Isle of Yeu (France).
Polititapes aureus (Gmelin, 1791), 1 spec., Mediterranean Sea.

Superfam. Cyrenoidea Gray, 1840
Fam. Cyrenidae Gray, 1840

Neocorbicula limosa Maton, 1809 (Graf & Cummings 2011), 2 specs., Rio Grande do Sul (Brazil).

Order Pholadida Gray, 1854
Superfam. Myoidea Lamarck, 1809
Fam. Corbulidae Lamarck, 1818

Corbula gibba (Olivi, 1792), 2 specs., Mediterranean Sea.

Order Thraciida Carter, 2011
Superfam. Thracioidea Stoliczka, 1870
Fam. Thraciidae Stoliczka, 1870

Thracia villosiuscula (MacGillivray, 1827), 1 spec., Cannes (France).

Order Solenida Dall, 1889
Superfam. Solenoidea Lamarck, 1809
Fam. Solenidae Lamarck, 1809

Solen grandis Dunker, 1862, 2 specs..

Phylum CNIDARIA Hatschek ,1888
Class ANTHOZOA Ehrenberg, 1834
Subclass Hexacorallia Haeckel, 1896
Order Scleractinia Bourne, 1900
Fam. Mussidae Ortmann, 1890

Platygyra daedalea (Ellis & Sollander, 1786) (Carpenter & Niem 1998), 1 spec., Israel, Red Sea.

Discussion

The part of Brancsik's collection housed in Țării Crișurilor Museum consists mainly of Gastropods, with 186 genera and 299 species (the best represented families being Clausiliidae with 49 species, Hygromiidae with 23 species, and Trochidae, Neritidae and Nassariidae with 16 species each), plus 35 genera and 41 Bivalve species, and one of each Polyplacophora and Anthozoa species, of which 38 are endemic taxa (species and subspecies).

The most abundant are the Gastropods as well, with 563 specimens (Clausiliidae 128 specs., Chondrinidae 40, Neritidae 25, Trochidae 24 etc.), plus 81 specimens of Bivalves (Tellinidae 14 specs., Veneridae 12 etc.), one Polyplacophora specimen and one Anthozoan coral skeleton fragment.

The taxonomic status of several specimens is disputed. *Melanopsis parreyssii* (Philippi, 1847) is now considered by some authors a highly variable, thermal form of *Fagotia acicularis* (Sümegei et al. 2012), or is rather revised as *Microcolpia parreyssii* (Neubauer et al. 2014). Sadly, despite being legally protected, this endemism is extinct in the wild since Sept.-Oct. 2014 due to habitat degradation. Another Melanopsid, *Fagotia daudebartii acicularis* (Férussac, 1823), is now considered congeneric with „*Melanopsis*” *parreyssii* (Smoleń & Falniowski 2009) and thus should be revised as *Microcolpia daudebartii acicularis* (Neubauer et al. 2014).

Brancsik acted sometimes like a „splitter”, according to the habits of the time, and besides subspecies such as the valid *Clausilia dubia carpatica* Brancsik, 1888 and the questioned *C. dubia trencsinensis* Brancsik, 1888, he tried to describe also forms and varieties, which are now considered obsolete. For example, he labelled an *Orcula dolium* (Draparnaud, 1801) specimen as „*Pupa dolium* Drp. v. *Titan* f. *obesa* Brk.” (= Brancsik) and a *Clausilia dubia* Draparnaud, 1805 specimen as „*Clausilia dubia* Drp. v. *manina* Brancsik”.

Other remarkable, presently protected species are represented in this historical collection, such as *Theodoxus prevostianus* (C. Pfeiffer, 1828) specimens

from „Hungary” (according to the original label), a protected, Pleistocene relict extinct in Romania since June 13, 2006, due to excavations for a sturgeon farm in Răbăgani (Bihor) at the site of its unique habitat in this country. *Elimia vanuxemiana* (Lea, 1843), endemic for Alabama (USA), has gone extinct before 2000 and its rediscovery in the same state in 2005 needs confirmation. *Holandriana holandrii* (C. Pfeiffer 1828) (collected in Slovenia) is now protected in Romania (Order no. 1198/2005 of MMGA, Annex 3B), and *Lithoglyphus naticoides* (C. Pfeiffer, 1828) (collected in Bulgaria), while being now rather abundant in Romania, is rare in Bulgaria because of water pollution.

Unfortunately, the collecting information on Brancsik's labels is usually incomplete, at best including only the species name and, sometimes vaguely, the place of collecting. Thus, while the specimens, both aquatic and terrestrial, originated from all over the world (no doubt as a result of Brancsik's exchanges with other collectors), in many cases a more precise assessment of their collecting circumstances is rather difficult to infer.

Acknowledgements

The author is grateful to professor Ioan Sîrbu (Department of Ecology and Environmental Protection, Faculty of Sciences, „Lucian Blaga” University, Sibiu, Romania) for his critical observations which helped improve the manuscript.

References

- Araujo, R. 2011. - Fauna Europeea. Mollusca: Bivalvia. Fauna Europeea version 2.4. <http://www.faunaeur.org>
- Avery Snyder, M. 2003. - Catalogue of the marine Gastropod family Fasciolariidae. *Academy of Natural Sciences of Philadelphia Special Publication* **21**. Philadelphia, 431 pp.
- Bank, R. A. 2015. - Fauna Europeea. Mollusca: Gastropoda. Fauna Europeea version 2.6.2. <http://www.faunaeur.org>
- Benson, A. 2008. - *Pleurocera acuta*. USGS Nonindigenous Aquatic Species Database, Gainesville, FL. <http://nas.er.usgs.gov/queries/FactSheet.asp?speciesID=2234> Revision Date: 4/22/2004.
- Bogan, A. E. 2011. - *Elimia vanuxemiana*. IUCN 2010. IUCN Red List of Threatened Species. Version 2010.4. <http://www.iucnredlist.org>
- Bouchet, P., Rocroi, J.-P. (eds.); Frýda, J., Hausdorf, B., Ponder, W., Valdés, Á., Warén, A. 2005. - Classification and nomenclator of gastropod families. *Malacologia: International Journal of Malacology* **47** (1-2). ConchBooks, Hackenheim, 420 pp.

- Bourguignat, J. R. 1889. - Mollusques de l'Afrique équatoriale de Moguedouchou a Bagamoyo et de Bagamoyo au Tanganika. Imprimerie D. Dumoulin et Cie., Paris, 235 pp.
- Burch, J. B. 1982. - Freshwater snails (Mollusca: Gastropoda) of North America. Cincinnati, 294 pp.
- Carpenter, K. E., Niem, V. H. 1998 - The living marine resources of the Western Central Pacific, vol. 1. Roma, 562 pp.
- Carpenter, K. E. (ed.) 2002 - The living marine resources of the Western Central Atlantic , vol. 1. Roma, 600 pp.
- Carter, J. G., Altaba, C. R., Anderson, L. C., Araujo, R., Biakov, A. S., Bogan, A. E., Campbell, D. C., Campbell, M., Chen, J., Cope, J. C. W., Delvene, G., Dijkstra, H. H., Fang, Z., Gardner, R. N., Gavrilova, V. A., Goncharova, I. A., Harries, P. J., Hartman, J. H., Hautmann, M., Hoeh, W. R., Hylleberg, J., Jiang, B., Johnston, P., Kirkendale, L., Kleeemann, K., Koppka, J., Kříž, J., Machado, D., Malchus, N., Márquez-Aliaga, A., Masse, J.-P., McRoberts, C. A., Middelfart, P. U., Mitchell, S., Neveškaja, L. A., Özer, S., Pojeta, J. Jr., Polubotko, I. V., Pons, J. M., Popov, S., Sánchez, T., Sartori, A. F., Scott, R. W., Sey, I. I., Signorelli, J. H., Silantiev, V. V., Skelton, P. W., Steuber, T., Waterhouse, J. B., Wingard, G. L., Yancey, T. 2011. - A synoptical classification of the Bivalvia (Mollusca). *Paleontological Contributions* **4**: 1–47.
- Frank, C. 1997. - Studien an *Clausilia dubia* Draparnaud 1805 (Stylommatophora: Clausiliidae). *Wissenschaftliche Mitteilungen Niederösterreichischen Landesmuseum* **10**: 163-189.
- Frank, C. 2000. - Mollusca (Gastropoda et Bivalvia): eine historische Sammlung aus Holabrunn (Niederösterreich). *Wissenschaftliche Mitteilungen Niederösterreichischen Landesmuseum* **13**: 47-167.
- Gittenberger, E., van Bruggen, A. C. 2013. - Land snails of the islet of Misali, off Pemba Island, Zanzibar, Tanzania. *Zoologische mededelingen* **87** (3): 235-273.
- Gofas, S., Garilli, V., Boisselier-Dubayle, M. C. 2004. - Nomenclature of the smaller Mediterranean *Cerithium* species. *Bollettino Malacologico* **39** (5-8): 95-104.
- Graf, D., Cummings, K. 2011. - The Freshwater Mussels (Unionoida) of the World. <http://mussel-project.ua.edu>
- Grossu, Al. V., Paina, I. 1974. - Catalogul Gastropodelor din colecția „Dr. K. Brančik” aflată la Muzeul din Oradea. *Nymphaea* **2**: 185-202.
- Hardy, E. 2016. - Hardy's Internet guide to marine gastropods. <http://www.gastropods.com>
- Harrold, M. N., Guralnick, R. P. 2010. - A field guide to the freshwater mollusks of Colorado. Denver, 132 pp.
- Héra, Z. 2006. - A Somogy Megyei puhatestű (Mollusca) gyűjteményének gyarapodása I. *Natura Somogyiensis* **9** (Kaposvár): 79-129.
- Herbert, D. G. 2015. - An annotated catalogue and bibliography of the taxonomy, synonymy and distribution of the Recent Vetigastropoda of South Africa (Mollusca). *Zootaxa*. **4049**(1): 1-98.
- Hetschko, A., 1932. – Zur Erinnerung an Dr. Karl Brancsik. *Wiener Entomologische Zeitung* **49**: 50-55.
- Jackiewicz, M. 1998. - *Stagnicola fuscus* (C. Pfeiffer, 1821), incorrectly used name for *Lymnaea (Lymnaea) vulnerata* Kuster, 1862 (Gastropoda: Basommatophora: Lymnaeidae). *Malakologische Abhandlungen Staatliches Museum für Tierkunde Dresden* **19** (1): 47-51.

- Kilburn, R. N., Fedosov, A. E., Olivera, B. M. 2012. - Revision of the genus *Turris* Batsch, 1789 (Gastropoda: Conoidea: Turridae) with the description of six new species. *Zootaxa* **3244**: 1-58.
- de Kluijver, M., Ingalsuo, S., de Bruyne, R. 2015. - Marine Species Identification Portal. <http://species-identification.org>
- Neubauer, T. A., Harzhauser, M., Georgopoulou, E., Wrozyzna, C. 2014. - Population bottleneck triggering millennial-scale morphospace shifts in endemic thermal-spring melanopsids. *Palaeogeography, Palaeoclimatology, Palaeoecology* **414**: 116-128.
- Nordsieck, H. 2007a. - Worldwide door snails (Clausiliidae), recent and fossil. Hackenheim, 214 pp.
- Nordsieck, H. 2007b. - *Balea* Gray 1824 und *Alinda* H. & A. Adams 1855 sind als Gattungen zu trennen. <http://www.clausilia.de>
- Oliver, G. V., Bosworth, W. R. 1999. - Rare, imperiled, and recently extinct or extirpated mollusks of Utah, a literature review. Salt Lake City, 232 pp.
- Petit, S. 1850. - Notice sur le genre *Cyclostoma*, et catalogue des espèces appartenant à ce genre. *Journal de Conchyliologie*, **1**: 36–55.
- Pilsbry, H. A. 1940. - Land Mollusca of North America (North of Mexico). *Academy of Natural Sciences Philadelphia, Monograph* **3**, **1** (2): 591-607.
- Pilsbry, H. A. 1948. - Land Mollusca of North America (north of Mexico), vol II (2). Philadelphia, 644 pp.
- Poppe, G. T., Poppe, P. 2011. - Conchology, Inc. <http://www.conchology.be/?t=66&family=AMPHIBOLIDAE&species=Salinator%20species%20101>
- Poulsen, C. M. 1878. - Catalogue of West-India shells in the collection of Dr. C. M. Poulsen. Copenhagen, 16 pp.
- Puillandre, N., Duda, T. F., Meyer, C., Olivera, B. M., Bouchet, P. 2015. - One, four or 100 genera? A new classification of the cone snails. *Journal of Molluscan Studies*. **81**: 1-23.
- Rosenberg, G., Muratov, I. V. 2005. - Recent terrestrial mollusks of Jamaica. <http://clade.ansp.org/malacology/collections/jamaica/landsnails.html>
- Rosenberg, G., Muratov, I. V. 2006. - Status Report on the Terrestrial Mollusca of Jamaica. *Proceedings of the Academy of Natural Sciences of Philadelphia* **155** (1): 117-161.
- Rowson, B., Warren, B. H., Ngereza, C. F. 2010. - Terrestrial molluscs of Pemba Island, Zanzibar, Tanzania, and its status as an „oceanic” island. *ZooKeys* **70**: 1-39.
- Seddon, M.B. 2011. - *Emmericia ventricosa*. The IUCN Red List of Threatened Species 2011: e.T155856A4856020. <http://dx.doi.org/10.2305/IUCN.UK.2011-2.RLTS.T155856A4856020.en>. Downloaded on 09 November 2016.
- Smoleń, M., Falniowski, A. 2009. – Molecular phylogeny and estimated time of divergence in the central European Melanopsidae: *Melanopsis*, *Fagotia* and *Holandriana* (Mollusca: Gastropoda: Cerithioidea). *Folia malacologica* **17** (1): 1-9.
- Spencer, H. G., Waters, J. M., Eichhorst, T. E. 2007. - Taxonomy and nomenclature of black nerites (Gastropoda: Neritimorpha: Nerita) from the South Pacific. *Invertebrate Systematics* **21** (3): 229-237.
- Stamol, V. 2004. - Terrestrial snails (Mollusca: Gastropoda terrestria) of the Telascica nature park (Dugi Otok, Croatia). *Natura Croatica* **13** (2): 95-113.

- Strenth, N. E., Littleton, T. G. 2000. - A revision of the land snail *Helicina orbiculata* (Gastropoda: Prosobranchia) from the southern United States. *The Texas Journal of Science* **52** (1): 25-32.
- Strong, E. E. 2005. - A morphological reanalysis of *Pleurocera acuta* Rafinesque, 1831, and *Eliraiia livescens* (Menke, 1830) (Gastropoda: Cerithioidea: Pleuroceridae). *The Nautilus* **119** (4): 119-132.
- Strong, E., Köhler, F. 2009. - Morphological and molecular analysis of „*Melania*” *jacqueti* Dautzenberg & Fischer, 1906: from anonymous orphan to critical basal offshoot of the Semisulcospiridae (Gastropoda: Cerithioidea). *Zoologica Scripta* **38** (5): 483-502.
- Sümeği, P., Molnár, D., Sávai, Sz., Tövöskes, R. J. 2012. - Preliminary radiocarbon dated paleontological and geological data for the Quaternary malacofauna at Püspökfürdő (Băile 1 Mai, Oradea region, Romania). *Malakológiai Tájékoztató/Malacological Newsletter* **30**: 31-37.
- Tröndlé, J., Boutet, M. 2009. - Inventory of marine molluscs of French Polynesia. *Atoll Research Bulletin* **570**. Washington, 90 pp.
- Turgeon, D. D., Bogan, A. E., Coan, E. V., Emerson, W. K., Lyons, W. G., Pratt, W. 1988. - Common and scientific names of aquatic invertebrates from the United States and Canada: mollusks. *American Fisheries Society Special Publication* **16**, Bethesda, Maryland (USA), 284 pp.
- Vinarski, M. V. 2003. - The systematic position of *Lymnaea vulnerata* (Kuster, 1862) and *L. occulta* (Jackiewicz, 1959) (Mollusca: Gastropoda: Lymnaeidae). *Zoosystematica Rossica* **12** (1): 23-27.
- Walker, B. 1906. - An illustrated catalogue of the Mollusca of Michigan. Part I. Terrestrial Pulmonata (land snails). In: Report of the State Board of Geological Survey of Michigan. Lansing (Michigan, USA), 57 pp.
- Wurtz, C. B. 1955. - The American Camaenidae (Mollusca: Pulmonata). *Proceedings of the Academy of Natural Sciences* **107**. Philadelphia, 265 pp.
- AnimalBase Project Group, 2005-2016. - AnimalBase. Early zoological literature online. World wide web electronic publication (www.animalbase.uni-goettingen.de).
- The Paleobiology Database. http://paleobackup.nceas.ucsb.edu:8090/cgi-bin/bridge.pl?action=checkTaxonInfo&taxon_no=120542
- WoRMS Editorial Board, 2016. - World Register of Marine Species. Available from <http://www.marinespecies.org> at VLIZ. Accessed 2016-11-07. doi:10.14284/170.

NYMPHAEA Folia naturae Bihariae	XLIII	101 - 108	Oradea, 2016
---	--------------	------------------	---------------------

**A small and peculiar malacological sample from
Kálmán Csák, with note on the first record of the
bivalve *Pisidium supinum* A. Schmidt, 1851
(Mollusca, Pisiidae) in Romania**

Tamás Domokos¹, Márton Venczel² & Tamás Deli³

¹ H-5600 Békéscsaba, Rábay u. 11.

Email: tamasdomokos@freemail.hu

² Țării Crișurilor Museum, B-dul Dacia 1–3, Ro-410 464,

Oradea, România. Email: mvenczel@gmail.com

³ Munkácsy Mihály Museum, H-5600 Békéscsaba, Széchenyi u. 9.

Email: dt.cono@gmail.com

Abstract. We report herein a small, but peculiar mollusc sample provided by Kálmán Csák from the collecting sites situated near Tinca (Bihar county) in the Crișul Negru River basin. Surprisingly it contains the bivalve *Pisidium supinum* A. Schmidt, 1851 (Mollusca, Pisiidae), representing the first record of that taxon from Romania.

Introduction

In March 2012 we were greatly surprised, even if we were aware of the existing collection of molluscs in the Tinca Museum, after receiving from Sr. Kálmán Csák (for his biography see Domokos 2011, 2012) five matchboxes with molluscs

samples collected around Tinca/Tenke and Luncasprie/Lankás. The first collecting date is from 1976, while the last one took place in August 1981.

However, a question should arise: is it important for a scientist to elaborate a paper for a handful of samples? The reply is yes, especially when we have over-viewed the content of the boxes that produced a series of surprises. We shortly recognized that the samples contained a species that become extinct in the last 35-40 years, while another one represents its first faunal record from the area. The aim of the present paper is to complete a systematic review of the samples emphasizing their environmental and biogeographic significance.

Material and methods

The material consists of a small collection of shells of gastropods and bivalves stored in five matchboxes. All the samples are supplied with labels and provided with the name of the collecting place, the date of sampling, the collector's name and number of specimens. The five samples represent in total 13 different taxa: the first three samples consist of snails, whereas the fourth and fifth consist of bivalves. For the identification of mollusc taxa we used the works of Soós (1943) and Richnovszky & Pintér (1979).

Systematic part

1. Tinca (= Tenke), Large-bog and Small-bog (= Nagyláp és Kisláp), July 20, 1980; leg.: Csák Kálmán, Jr.

Aplexa hypnorum Linnaeus, 1758

Material: five specimens

It should be a rare species because the only locality cited by Sîrbu (2006) from Romania is Oradea (Nagyvárad) and it is based on Riess' (1899) observation.

Lithoglyphus naticoides (C. Pfeiffer, 1828) (Fig. 1A, B)

Material: three specimens

Remarks: It is cited by Sîrbu (2006) from the Holod stream, which is a tributary from the right side of the Crişu-Negru (Fekete-Körös) river.

Theodoxus prevostianus C. Pfeiffer, 1828 (Fig. 1C, D)

Material: nine specimens

Description: It is a known fact that based on the shell morphology alone it is not always possible to differentiate *Theodoxus danubialis* from *T. prevostianus* C.




Figure 1. Molluscs from Pădurea Craiului Mountains. A, B: *Lithoglyphus naticoides* (size about 6 mm); C, D: *Theodoxus prevostianus* (size about 6 mm); E, F: *Pisidium supinum* (size about 4.5 mm).

Pfeiffer, 1828 (Fehér et al. 2007, Fehér pers. com.). The shells display various stages of development and are covered by a greyish translucent cover permitting on the last whorl the appearance on the blackish background colour of a yellowish zigzagged pattern with crisp margins. The size of the shells (length-width-height) ranges between: 10,1–7,4–5,4 mm in the largest, whereas 3,3–3,3–2,0 mm in the smallest. About half of the specimens bear one or two ovule remnants and the preservation state of the shells suggests that they may have belonged probably to recently perished animals. Therefore we may presume, as it is suggested also by the lack of opercula, that the shells were relocated from the area of Răbăgani (Grossu 1993; Sîrbu 2006).

Remarks: Based on the previous faunal assemblage of Large-bog and Small-bog near Tinca, we may presume that the water-source of the bogs was provided, at least partially, by the course of the Crişul Negru river. However, it is a known fact that both *Lithoglyphus naticoides* and *Theodoxus prevostianus* are rheophilic and are members of the limnobenthos adhering exclusively to a hard bottom. However, because the collecting site was a bog the above conditions cannot be fulfilled. Consequently, we cannot consider these records as in situ occurrences. Unfortunately, nowadays those bogs are dried out and transformed into illegal dumping-grounds, and therefore new sampling from that locality is not possible.

2. Pădurea Craiului (= Királyerdő) Mountains, Luncasprie (= Lankás), spring in Toplița Valley, August, 1976; leg.: Csák Kálmán

Ancylus fluviatilis (C. Pfeiffer, 1828)

Material: seven specimens

Remarks: The shells are eroded and with signs of erosion due to transportation. The River Limpet is a small sized snail with about 5-10 mm shell length, that is relatively frequent in the area of Pădurea Craiului (=Királyerdő) Mountains. It prefers karstic spring and streams usually sticking to rocks and stones (Domokos & Lennert 2010).

3. Pădurea Craiului Mountains (= Királyerdő), Luncasprie (= Lankás), upper sector of Vida stream, August, 1981; leg.: Csák Kálmán

Bulgarica vetusta (Rossmässler, 1836) (Fig. 2A, B, C)

Material: six specimens.

Remarks: It is a south-eastern European taxon that may be considered the most frequent clausilid from the Pădurea Craiului (= Királyerdő) Mountains (Domokos & Lennert 2010).

Isognomostoma isognomostoma (Gmelin, 1886) (Fig. 2D, E)

Material: one specimen

Remarks: This species is relatively rear in the Pădurea Craiului (=Királyerdő) Mountains (Domokos & Lennert 2010).

Laciniaria plicata Draparnaud, 1805

Material: one specimen

Lithoglyphus naticoides (C. Pfeiffer, 1828)

Material: two specimens

Remarks: The specimens collected from the Vida stream document the taxon's wider distribution, being reported earlier from the Crișul Negru River Basin in the Holod River, downstream of Răbăgani, in the Crișul Negru riverbed at Tinca and Zerind and from the Crișul Repede River at Cheresig by Sîrbu (2006).

4. Tinca (= Tenke) in Belfir (= Bélfenyér) stream, 1981, leg.: Csák Kálmán

Sphaerium corneum (Linnaeus, 1758)

Material: 10 specimens with single shell, four specimens with double shell.

5. Tinca (= Tenke), Crișul Negru (= Fekete-Körös), probably in early eighties, leg.: Csák Kálmán

Pisidium henslowanum Sheppard, 1823

Material: one specimen with double shell.




Figure 2. Molluscs from Pădurea Craiului Mountains. A-C: *Bulgarica vetusta*; D, E: *Isognomostoma isognomostoma*. Scale equals 2 mm.

Pisidium nitidum Jenyns, 1832

Material: one specimen with single shell

Pisidium supinum A. Schmidt, 1851 (Fig. 1E, F)

Material: one specimen with single shell

Remarks: The species is missing from the faunal list of Grossu (1993). Furthermore, taking into consideration the works of Glöer & Sîrbu (2005) and Sîrbu (2006) it is a new taxon for Romania and for the area of Țara Crișurilor. By adding this taxon to the faunal list of Romania, the number of *Pisidium* species increases up to 12.

Sphaerium riviculum (Lamarck, 1818)

Material: 30 specimens with single shell and four specimens with double shells.

Concluding remarks

In the last thirty years deep environmental changes occurred in the area of Crișul Negru Basin especially due to human intervention that affected especially the faunal assemblages closely linked to aquatic or semiaquatic habitats. As noted above some bogs (see above) were dried out and after that transformed into illegal dump deposits. Activities focused on freshwater fish culture and fish pond constructions in the area of Răbăgani resulted in the extinction of the last living population of *Theodoxus prevostianus* in Romania. Nevertheless, the samples of that species collected by Kálmán Csák in 1980 may have resulted from a more abundant and still alive population from Răbăgani.

Acknowledgements

We kindly thank Kálmán Csák for the samples provided. We also are indebted to Erika Bódis for the revision of the genus *Pisidium*.

References

- Domokos, T. 2011. – Moment aniversar: Csák Kálmán la 85 ani. *Nymphaea*, **38**: 147–152. Oradea.
- Domokos, T. 2012. – Csák Kálmán, seniorul zonei Crișurilor și al cercetătorilor din Munții Apuseni. *Văile Crișurilor*, **1**: 24–26. Gyula.
- Domokos, T., Lennert, J. 2010. – Data on the mollusc fauna of Pădurea Craiului Mountains (Romania). *Nymphaea*, **37**: 103–170.
- Fehér, Z., Varga, A., Deli, T., Domokos, T., Szabó, K., Bozsó, M., Péntes, Zs. 2007. – Filogenetikai vizsgálatok védett puhatestűeken. In: Forró, L. (Ed.): A Kárpát-medence állatvilágának kialakulása. 183–200. Budapest. [in: Hungarian]

- Glöer, P., Sîrbu, I. 2005. – New freshwater Molluscs species found in Romanian fauna. – *Heldia*, **6(5/6)**: 229–238. München.
- Grossu, A. V. 1993. – The catalogue of the Molluscs from Romania. *Travaux du Muséum National d'Histoire Naturelle „Grigore Antipa”*, **XXXIII**: 291–366. Bucureşti.
- Richnovszky, A., Pintér, L. 1979. – A vízicsigák és kagylók (Mollusca) kishatározója. *Vízügyi Hidrobiológia*, 6. *Vízügyi Dokumentációs és Továbbképző Intézet*, **6**: 1–205. Budapest. [in: Hungarian]
- Sîrbu, I. 2006. – The freshwater Mollusca from Crişiana (Criş Rivers Basin, Romania). *Travaux du Muséum National d'Histoire Naturelle „Grigore Antipa”*, **XLIX**: 13–28. Bucureşti.
- Soós, L. 1943. – A Kárpát-medence Mollusca faunája. Magyar Tudományos Akadémia. Budapest. [in: Hungarian]