

CHANGES OF SECONDARY PRODUCTIVITY OF CARABID COMMUNITIES (INSECTA: COLEOPTERA) IN NATURAL FOREST ECOSYSTEMS IN RELATION TO GEOLOGICAL SUBSTRATE AND VERTICAL ZONALITY

ZBYŠEK ŠUSTEK

Abstract. *The secondary productivity of 48 carabid communities from natural forests on different geologic substrates and at different altitudes is compared. In spite of a great variability, it shows a decreasing trend from communities from habitats on alkaline or nitrophilous substrates to the acidic substrates and from low altitudes to the high altitudes. In communities on more fertile substrates, a considerable part of biomass is bound by large species occurring in a lower number of individuals, whereas on the less fertile substrates the existing biomass tends to be split among a large number of little species. In some cases, the direct influence of the habitat trophicity or climatic factors is combined with indirect influence of litter structure or its continuous covering by mosses.*

Keywords: *Carabidae, secondary productivity, geological substrate, vertical zonality.*

Rezumat. Schimbările productivității secundare ale cenozelor de carabide (Insecta: Coleoptera) din ecosisteme forestiere naturale în relație cu substratul geologic și zonalitatea verticală. *Compararea productivității secundare a 48 de cenozelor de carabide din păduri naturale de pe substrat geologic și altitudine diferită a arătat că, în ciuda variabilității mari, există un trend descrescător de la cenozele din biotopii de pe substratele alcaline sau nitrofile până la cele acidofile, precum și din altitudinile mici până la cele înalte. În cenozele de pe substrat mai bogate, o mare parte a biomasei este legată de specii mari care se întâlnesc în număr relativ mic. Spre deosebire, pe substratele mai sărace, biomasa tinde să fie împărțită între un număr mare de specii mici. În unele cazuri, influența directă a substratului sau a factorilor climatici este combinată cu influență indirectă a structurii de litieră sau acoperirea ei continuă de mușchi.*

Cuvinte cheie: *carabide, productivitate secundară, substrat geologic, zonalitate verticală.*

INTRODUCTION

Geological substrate and vertical zonality of climate belong to the most important abiotic factors responsible of productivity of ecosystems. The geological substrate indirectly influences the hydrological regime in ecosystems and directly influences the soil fertility, which increases from the acid soils to the nitrophilous or alkaline soils. The production of plant communities determines the food basis for herbivores and, secondarily, of carnivores and destructors. The aim of this contribution is to show, how the productivity of carabids communities changes along the geologic and climatic gradients in the natural forest stands in Central Europe.

MATERIAL AND METHODS

The material was pitfall trapped in 48 habitats in 16 localities (ŠUSTEK 1972, 1976, 1982, 1983, 1984, 1986, 1988, 2006, Tab. 1) in Bohemia, Moravia and Slovakia in 1970-2006: Malá Pleš 49°59'4"N, 13°49'32"E; Kohoutov 49°59'43"N, 13°50'29"E; Hřebínek 50°50'54"N, 15°16'2"E; Žákova hora 49°41'1"N, 16°1'15"E; Františkova Myslivna 50°3'27"N, 17°12'28"E; Pavlovské kopce 48°52'40"N, 16°39'33"E; Boleradice 48°58'23"N, 16°47'39"E; Buchlovice 49°5'57"N, 17°17'50"E; Křačianska Magura 49°9'14"N, 18°57'40"E; Šrámková 49°11'13"N, 19°7'11"E; Zadná Javorová dolina 49°12'40"N, 20°9'19"E., Kolová dolina 49°10'14"N, 20°10'30"E, Zadné Med'odoly 49°14'10"N, 20°10'44"E. More detailed characteristics of the localities are given in the papers cited above. In these papers the complete surveys of species are also given.

The ecological conditions in these habitats are characterized according to the Zlatník's system of phytocoenological classification of natural forests in the Central Europe (ZLATNÍK & RAUŠER 1966, ZLATNÍK 1976), which in relation to the geological substrate distinguishes four trophic series (A-acidophilous, B-neutral, C-nitrophilous, D-alkaline) and three transition series (AB, BC and BD), while in rapport to sequence of altitudinal and expositional changes of climate defines nine vegetation tiers named according to dominant edificatory trees (oak, beech-oak, oak-beech, beech, beech-fire, beech-fire-spruce, spruce, dwarf pine, alpine meadows).

The habitats belonging purely to the alkaline trophic series D were omitted in this study, because the available material originates from the steppe-like formations with an extremely low occurrence of carabids. Also the floodplain ecosystems were intentionally omitted in this study, because the possible direct influence of the geologic substrate is here masked by a rich input of sediments, converging to the conditions in the nitrophilous series C. At the same time, the secondary production of Carabids in them is strongly subjected to natural fluctuations of hydrological regime and its profound anthropogenic changes.

The number of traps (glass or plastic jars with diameter of 75 mm, filled with 4% formalin) installed in each habitat varied according to purposes in the respective investigations. In the earlier studies (ŠUSTEK 1972, 1976, 1983), 10 traps were installed in homogenous habitats in accordance with the experimental study of OBRTEL (1971), while in

the later studies (ŠUSTEK 2006) it was reduced to 6, as it has been shown that the suggested number of 10 traps is exaggerated (BLAŽEK & PAVLIČEK 1986, ŠUSTEK, 1994). In the heterogeneous habitats (ŠUSTEK 1982, 1983, 1984; ŠUSTEK & ŽUFFA 1986, 1988), the trap number was adopted according to ecological gradients studied. In this case, the homogenous segments of transects were selected.

The cumulative biomass was calculated by multiplying the number of individuals standardized per one trap and one vegetation period by average dry weight of species. It was established by weighting at last 20 individuals after desiccation in a thermo stat at temperature 80°C for 24 hours, with accuracy on four decimal digits. In the rare species, like *Licinus hoffmannsegi*, only the available specimens were weighted (Table 2). This approach was adapted as a relatively simple way, evicting weighting of each specimen in the samples and, to certain degree, eliminating the individual differences in size and weight. The total weight of the one-year catch of carabids, calculated in the above way, is taken as measure of productivity of their communities.

The nomenclature of Carabids is adopted according to JELÍNEK (1993). In this study, 97 species are taken in consideration. Most of them are mesohydrophilous stenotopic forests species, characteristic of the respective types of natural forest. A minor part is represented by euryecious species or heliophilous species of open landscape, which penetrate the forests due to their fragmentation, especially in the lowlands.

RESULTS AND DISCUSSIONS

The Central European carabids show large differences in size of individual species, which reach from 1.6 mm (*Elaphropus parvulus* DEJEAN, 1831) to 40 mm (*Carabus coriaceus*). Hence the largest species is 25 times longer than the smallest species. These differences are still enhanced in the body weight: about 6.5 g in the largest *Carabus coriaceus* while about 0.001 g in the smallest species. Thus the largest species may be 6,500 times heavier than the smallest species (Table 2, Figs. 1 and 2).

Distribution of body weight among the species examined is very unequal. *Carabus coriaceus* with its 6.5 g takes a clearly isolated position, being followed by 8 species approximating a weight of 2 g, 10 species approximating a weight of 1.5 g and 6 species weighting about 0.5-1.0 g. The weight of the next 72 species decreases almost linearly, from a value of about 0.5 g to 0.004 g, but even in this species group an indication of a step-like decreasing pattern is visible. However, differences between these steps are minute (Fig. 2) and lay within the possible individual variability. The weight differences shown in Figs. 1 and 2, especially between the large species, and differences in occurrence of these species in individual habitats may essentially influence cumulative productivity of the respective communities, as shown bellow.

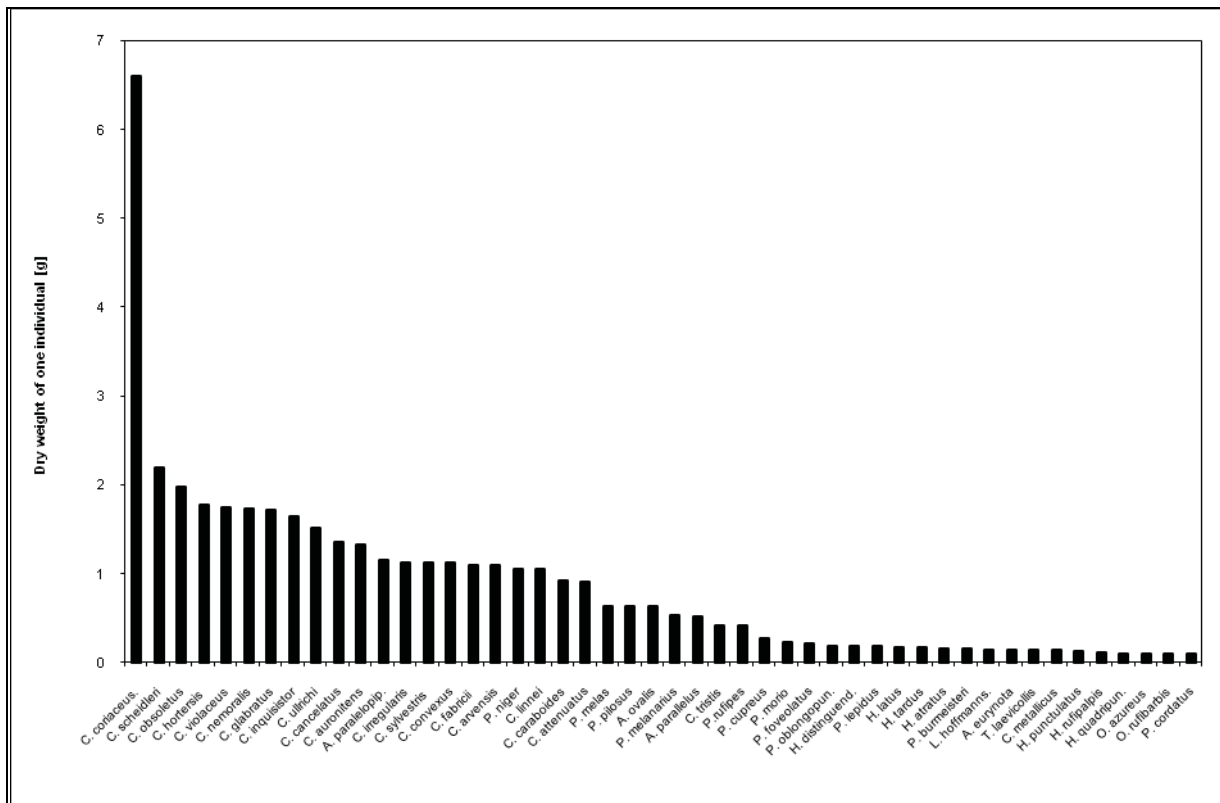


Figure 1. Average weight of Carabids species with the weight above 0.1 g.
 Figura 1. Greutatea medie a speciilor de carabide depășind 0,1 g.

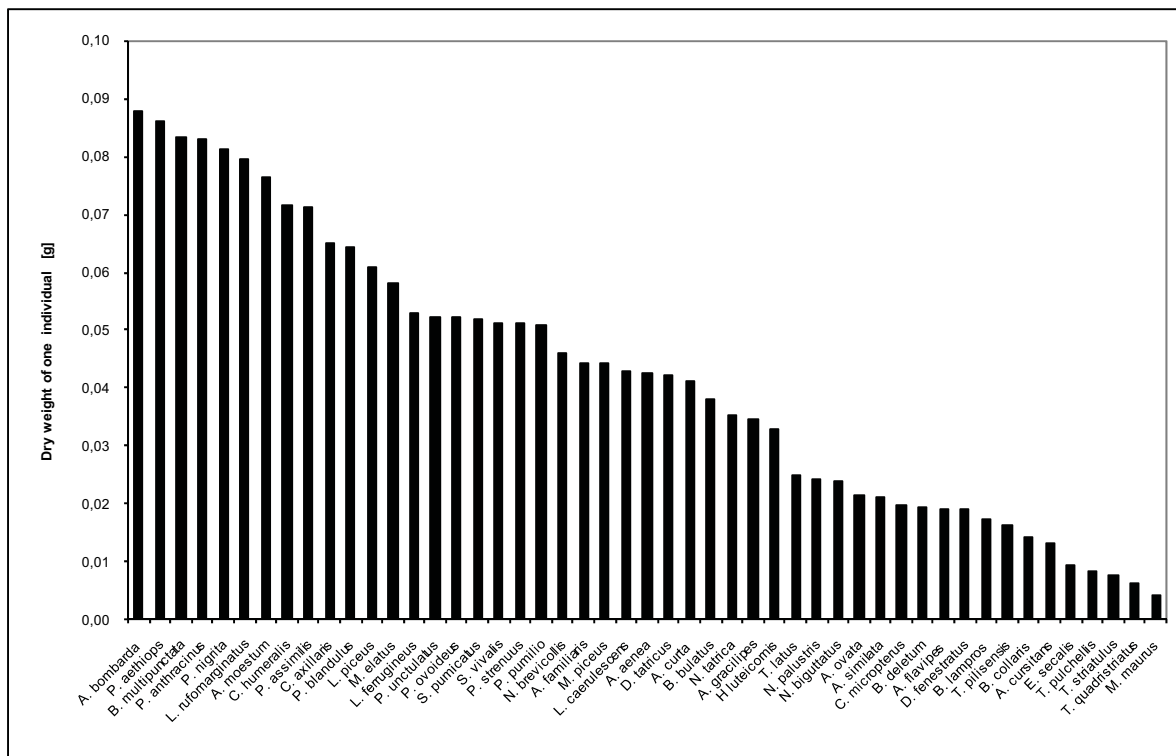


Figure 2. Average weight of Carabids species with the weight bellow 0.1 g.
 Figura 2. Greutatea medie a speciilor de carabide sub 0,1 g.

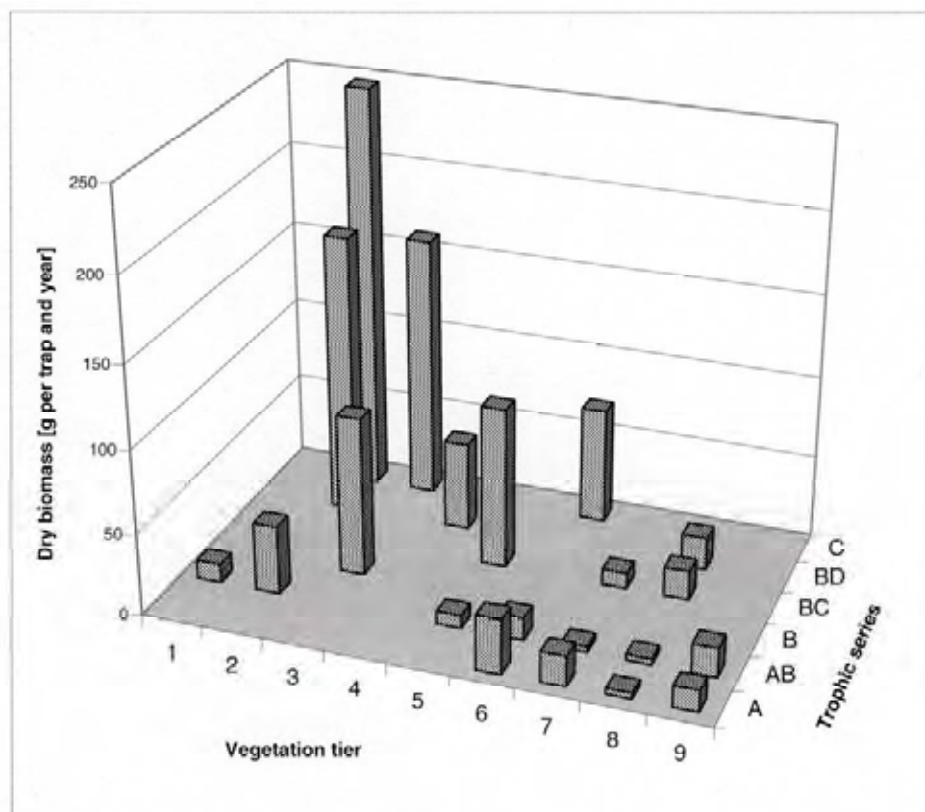


Figure 3. Average weight of dry biomass of carabid communities in different vegetation tiers and trophic series (1-9: oak vegetation tier-veg. tier of alpine meadows; A- acidophilous trophic series, B-neutral trophic series, C-nitrophilous trophic series, D-alkaline trophic series, AB, BD and BD-transitory trophic series).

Figura 3. Greutatea medie a biomasei uscate in cenozele de carabide în diferite zone de vegetație și serii trofice (1-9: zona de vegetație a stejarului - zona de vegetație a păjiștilor alpine; A-serie trofică acidofilă, B-serie trofică neutrală, C-serie trofică nitrofilă, D-serie trofică alcalică, AB, BC și BD-serii trofice de tranziție).

The productivity of carabid communities in the individual trophic series and vegetation tiers is obviously very variable, as between these two categories (Fig. 3), as within them (Fig. 5). The extreme values are 300 g per trap and season (Pavlovské kopce, beech-oak vegetation tier, neutral-alkaline trophic series, *Quercus Fageta*) and 0.9 g per trap and season (High Tatra, spruce vegetation tier, acid-alkaline series, *Sorbi abieti piceeta*). However, there are evident two clear tendencies: A decrease two directions-from the average values of almost 220-250 g per trap and year in the nitrophilous trophic series and in the beech-oak or oak-beech vegetation tier to average values of about 5-30 g per trap and year in the acidophilous trophic series and in the vegetation tiers of dwarf pines and alpine meadow. There exists a relatively high correlation between trophic series and cumulative dry biomass of the community ($r = 0.68$), while correlation between trophic series and number of individuals is lower ($r = 0.55$). The dry biomass of some communities, especially of those in higher altitudes is, however, in a contradiction ($r = 0.47$) with cumulative number of individuals (Fig. 4).

It is due to huge amounts of small species, especially *Pterostichus pumilio*, *Pterostichus unctulatus* and species of the genus *Trechus* in acidophilous spruce forests and a low quantitative representation or even absence of large species. In such cases, the low secondary production does not result only from little fertile substrate and, as a consequence, low food offer, but also from character of the litter or covering the ground surface or from a continuous growth of mosses, which make difficult movement or burying activity of large Carabids. On the contrary, in the most productive communities in low vegetation tiers and in the trophic series BD, BC and C, the high productivity and a relatively reduced number of individuals (Fig. 4) is caused by the predominance of *Carabus coriaceus* and/or of the species with average weight of one individual of 1.5-2.0 g (Table 1).

Especially in the habitats on the limestone or dolomitic limestone substrates (they do not mostly belong to the alkaline trophic series D, but in dependence of the terrain relief they belong to the nitrophilous series C or to the transitory series BD), the high productivity often results from high levels of carbonates in the soil making favourable conditions for mollusks. Their high abundance represents a rich food offer for large *Carabus* species. Within the material examined in this study it is particularly the case of all habitats in the Pavlovské kopce hills. On the contrary, the mollusks are almost absent on the acidophilous substrates, especially in the mountain forests of High Tatras of Malá Fatra.

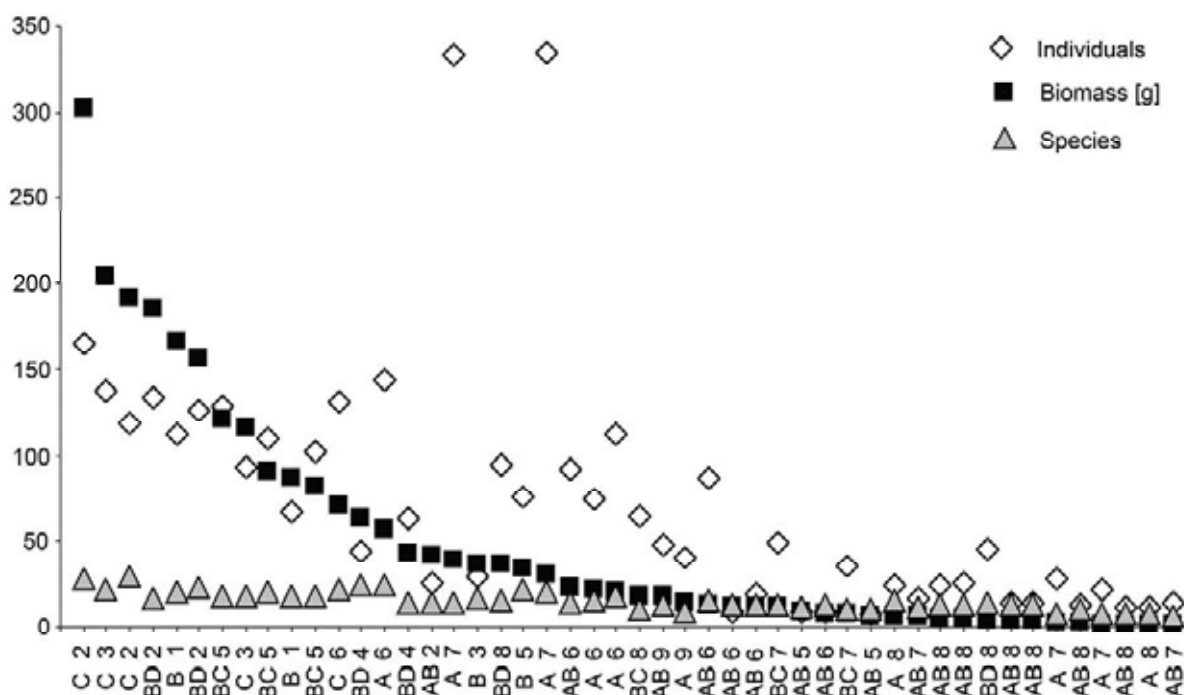


Figure 4. Dry biomass in grams, number of individuals and number of species of carabid communities in different vegetation tiers and trophic series, (abbreviations as in Fig. 3).

Figura 4. Greutatea medie a biomasei uscate în grame, numărul indivizilor și a speciilor în cenozele de Carabidae în diferite zone de vegetație și serii trofice (abrevieri ca în figura 3).

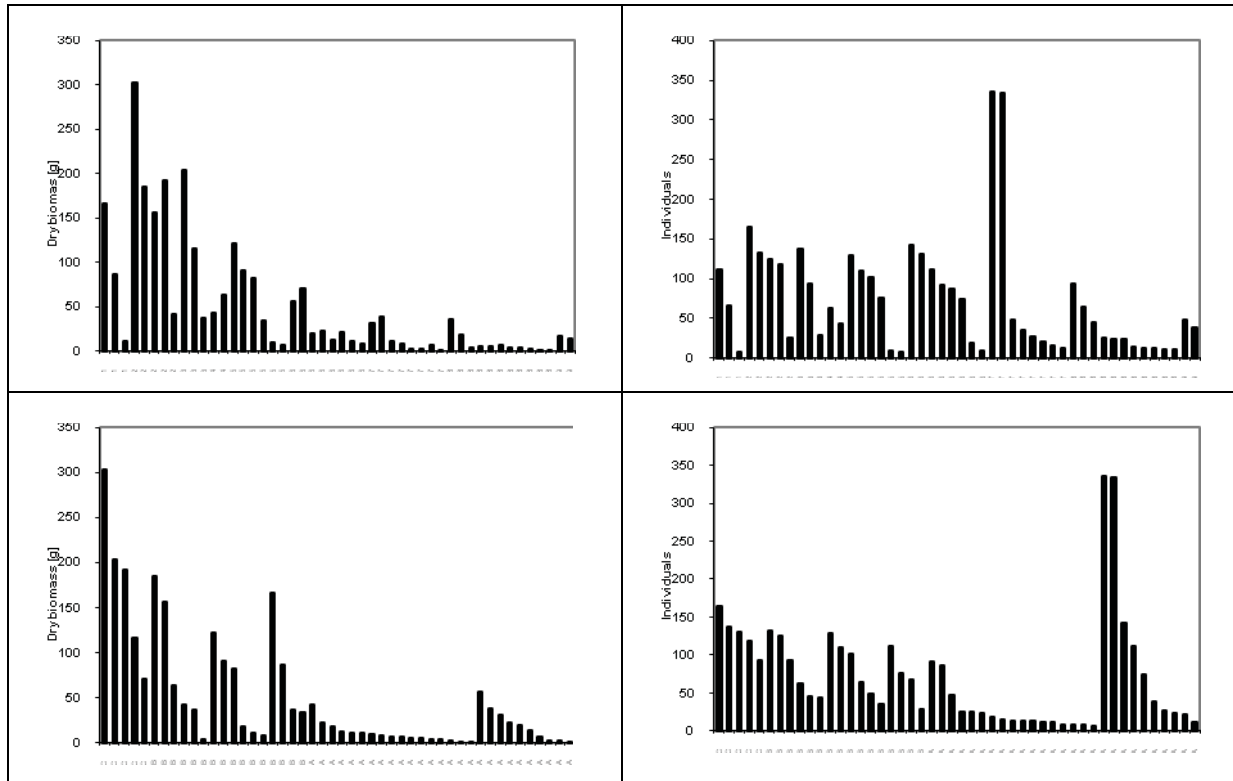


Figure 5. Variability of dry biomass and number of individuals with each trophic series and vegetation tier (abbreviations as in Fig. 3).

Figura 5. Variabilitatea biomasei uscate și a numărului de indivizii în cadrul fiecărei serii trofice și a zonei de vegetație (abrevieri ca în figura 3).

Table 1. Survey of localities.
 Tabel 1. Lista localităților.

Locality	Part of transection	Year of sampling	Group of geobiocoens	Vegetation tier	Trophical series	Number of traps
Pavlovské vrchy		1981	CaQ	1	B	10
Pavlovské vrchy		1971	CaQ	1	B	10
Pavlovské vrchy		1981	TAc inferiora	2	C	10
Pavlovské vrchy		1971	TAc inferiora	2	C	10
Pavlovské vrchy		1981	FQ	2	B	10
Pavlovské vrchy		1971	FQ	2	B	10
Boleradice		1971	FQ	2	B	6
Pavlovské vrchy		1981	TAc superiora	3	C	10
Pavlovské vrchy		1971	TAc superiora	3	C	10
Buchlovice		1971	QF	3	B	6
Malá Pleš		1980	QF	4	BD	5
Kohoutov		1980	Fp	4	BD	10
Šrámková	32 - 40	1982	FAc	5	BC	8
Šrámková	L 10 - 13	1982	FAc	5	C	4
Šrámková	41 - 47	1982	FAc	5	BC	7
Šrámková	1 - 12	1982	FA	5	B	12
Žákova hora		1970	FA	5	AB	
Žákova hora		1971	FA	5	AB	10
Šrámková	24 - 32	1982	FAc	6	C	9
Šrámková	13 - 19	1982	PiAb	6	A	7
Křačianska Magura	1 - 3	1984	FA	6	AB	3
Hřebínek	1 - 6	1980	SPi	6	AB	6
Křačianska Magura	27 - 32	1984	FA	6	AB	5
Křačianska Magura	20 - 26	1984	FAc	6	BC	8
Františkova Myslivna		1970	FA	6	AB	
Františkova Myslivna		1971	FA	6	AB	10
Křačianska Magura	4 - 10	1984	AcPi	7	A	7
Křačianska Magura	11 - 19	1984	Spi	7	A	8
Kolové pleso		2006	Spi	7	BC	6
Kolové pleso		2006	Spi	7	BC	6
Zadné Meďodoly		2005	SPi	7	AB	6
Zadné Meďodoly		2005	SPi	7	A	12

Zadná javorová dolina		2005	Spi	7	AB	6
Zadné Meďodoly		2004 - 2006	Pm	8	BD	18
Kráková hoľa		2006	Pm	8	BC	6
Zadné Meďodoly		2005	Pm	8	BD	6
Zadné Meďodoly		2003 - 2006	Pm	8	A	18
Zadná javorová dolina		2005	Pm	8	AB	6
Kolové pleso		2005	Pm	8	AB	6
Kráľova hoľa		2006	Pm	8	AB	6
Zadná javorová dolina		2005	Pm	8	A	6
Zadná javorová dolina		2005	Ljt	9	AB	6
Zadná javorová dolina		2005	Ljt	9	A	6
Kráľova hoľa		2005	Ljt	9	AB	6
Dumbier		2006	Ljt	9	AB	6
Dumbier		2006	Pm	9	AB	6

Explanations:

Groups of greobiocoens: AcPi – *Aceri Pineta*, CaQ – *Carpini Querceta*, FAc – *Fagi Acereta*, FQ – *Fagi Querceta*, QF – *Querci Fageta*, PiAb – *Pini abiettea*, Pm *Pineta mugho*, Spi – *Sorbi Pineta*, TAc – *Tiliae Acereta*,

Vegetation tiers: 1 – oak veg. tier, 2 – beech-oak veg. tier, 3 – oak-beech veg. tier, 4 – beech veg. tier., 5 – beech-fire veg. tier, 6 – spruce-beech-fire veg. tier, 7 – spruce veg. tier, 8 – dwarf pine veg. tier, 9 – alpine meadows.

Table 2. Average dry weight of one individual of Carabid species (arranged alphabetically).

Tabel 2. Greutatea uscată medie a unui individ de carabidele (specii aranjate alfabetic).

Species	Weight [g]	Species	Weight [g]
<i>Abax ovalis</i> (DUFTSCHMIDT, 1812)	0.6283	<i>Harpalus luteicornis</i> (DUFTSCHMIDT, 1812)	0.0329
<i>Abax paralelopipedus</i> (PILLER ET MITTERPACHER, 1783)	1.1521	<i>Harpalus punctulatus</i> (DUFTSCHMIDT, 1812)	0.1390
		<i>Harpalus quadripunctatus</i> DEJEAN, 1829	0.1012
<i>Abax parallelus</i> (DUFTSCHMIDT, 1812)	0.5140	<i>Harpalus rufipalpis</i> STURM, 1818	0.1128
<i>Agonum moestum</i> DUFTSCHMIDT, 1812	0.0764	<i>Harpalus tardus</i> (PANZER, 1797)	0.1693
<i>Agonum gracilipes</i> (DUFTSCHMIDT, 1812)	0.0346	<i>Chlaenius tristis</i> (SCHALLER, 1783)	0.4236
<i>Amara aenea</i> (DE GEER, 1774)	0.0424	<i>Leistus ferrugineus</i> (LINNAEUS, 1758)	0.0501
<i>Amara curta</i> DEJEAN, 1828	0.0413	<i>Leistus piceus</i> FROELICH, 1799	0.0610
<i>Amara cursitans</i> ZIMMERMANN, 1832	0.0206	<i>Leistus rufomarginatus</i> (DUFTSCHMIDT, 1812)	0.0795
<i>Amara eurynota</i> (PANZER, 1797)	0.0457	<i>Licinus hoffmannsegi</i> (PANZER, 1803)	0.1458
<i>Amara familiaris</i> DUFTSCHMIDT, 1812	0.0444	<i>Lorocera caerulea</i> (LINNAEUS, 1758)	0.0428
<i>Amara ovata</i> (FABRICIUS, 1792)	0.0213	<i>Microlestes maurus</i> (STURM, 1827)	0.0041
<i>Amara similata</i> (GYLLENHALL, 1810)	0.0211	<i>Molops elatus</i> (FABRICIUS, 1801)	0.0582
<i>Aptinus bombardia</i> (ILLIGER, 1800)	0.0879	<i>Molops piceus</i> (PANZER, 1793)	0.0443
<i>Asaphidion flavipes</i> (LINNAEUS, 1764)	0.0192	<i>Nebria brevicollis</i> (FABRICIUS, 1792)	0.0459
<i>Badister bulatus</i> (SCHRANK, 1798)	0.0381	<i>Nebria tatica</i> I. MILLER, 1859	0.0354
<i>Bembidion lampros</i> (HERBST, 1784)	0.0172	<i>Notiophilus biguttatus</i> (FABRICIUS, 1779)	0.0240
<i>Bembidion deletum</i> AUDINET-SERVILLE, 1821	0.0195	<i>Notiophilus palustris</i> (DUFTSCHMIDT, 1812)	0.0241
<i>Blethisa multipunctata</i> (LINNAEUS, 1758)	0.0834	<i>Ophonus azureus</i> (FABRICIUS, 1775)	0.1002
<i>Bradycelus collaris</i> (PAYKULL, 1798)	0.0142	<i>Ophonus rufibarbis</i> (FABRICIUS, 1792)	0.1001
<i>Calathus metallicus</i> DEJEAN, 1828	0.1403	<i>Platynus assimilis</i> (PAYKULL, 1790)	0.0713
<i>Calathus micropterus</i> (DUFTSCHMIDT, 1812)	0.0196	<i>Poecilus cupreus</i> (LINNAEUS, 1758)	0.2710
<i>Calosoma inquisitor</i> (LINNAEUS, 1758)	1.6412	<i>Poecilus lepidus</i> (LESKE, 1787)	0.1827
<i>Carabus arvensis</i> HERBST, 1784	1.0965	<i>Pseudoophonus rufipes</i> (DE GEER, 1774)	0.4126
<i>Carabus auronitens</i> FABRICIUS, 1792	1.3251	<i>Pterostichus aethiops</i> (PANZER, 1797)	0.0862
<i>Carabus cancelatus</i> ILLIGER, 1758	1.3600	<i>Pterostichus anthracinus</i> (ILLIGER, 1798)	0.0831
<i>Carabus convexus</i> FABRICIUS, 1775	1.1212	<i>Pterostichus blandulus</i> I. MILLER, 1859	0.0643
<i>Carabus coriaceus</i> LINNAEUS, 1758	6.5950	<i>Pterostichus burmeisteri</i> (HEER, 1801)	0.1546
<i>Carabus fabricii</i> PANZER, 1813	1.1013	<i>Pterostichus cordatus</i> LETZNER, 1847	0.0953
<i>Carabus glabratus</i> PAYKULL, 1790	1.7215	<i>Pterostichus foveolatus</i> (DUFTSCHMIDT, 1812)	0.2152
<i>Carabus hortensis</i> LINNAEUS, 1758	1.7800	<i>Pterostichus melanarius</i> (ILLIGER, 1798)	0.5336
<i>Carabus irregularis</i> FABRICIUS, 1792	1.1241	<i>Pterostichus melas</i> (CREUTZER, 1799)	0.6421
<i>Carabus linnei</i> PANZER, 1813	1.0568	<i>Pterostichus morio</i> DUFTSCHMIDT, 1812	0.2322
<i>Carabus nemoralis</i> MÜLLER, 1764	1.7370	<i>Pterostichus niger</i> (SCHALLER, 1783)	1.0600
<i>Carabus obsoletus</i> STURM, 1815	1.9821	<i>Pterostichus nigrita</i> (PAYKULL, 1790)	0.0812

<i>Carabus scheidleri</i> PANZER, 1799	2.1885	<i>Pterostichus oblongopunctatus</i> (FABRICIUS, 1787)	0.1941
<i>Carabus sylvestris</i> PANZER, 1793	1.1216	<i>Pterostichus ovoideus</i> (STURM, 1824)	0.0521
<i>Carabus ullrichi</i> GERMAR, 1824	1.5132	<i>Pterostichus pilosus</i> (HOST, 1789)	0.6352
<i>Carabus violaceus</i> LINNAEUS, 1758	1.7457	<i>Pterostichus pumilio</i> (DEJEAN, 1828)	0.0410
<i>Cychrus attenuatus</i> (FABRICIUS, 1792)	0.9125	<i>Pterostichus strenuus</i> (PANZER, 1797)	0.0511
<i>Cychrus caraboides</i> (LINNAEUS, 1758)	0.9256	<i>Pterostichus unctulatus</i> (DUFTSCHMIDT, 1812)	0.0523
<i>Cymindis axillaris</i> (FABRICIUS, 1794)	0.0652	<i>Stomis pumicatus</i> (PANZER, 1796)	0.0520
<i>Cymindis humeralis</i> (FOURCROY 1785)	0.0715	<i>Synuchus vivalis</i> (OLLIGER, 1798)	0.0512
<i>Deltomerus tatricus</i> (I. MILLER, 1859)	0.0421	<i>Trechus latus</i> PUTZEYS, 1846	0.0248
<i>Dromius fenestratus</i> (FABRICIUS, 1794)	0.0192	<i>Trechus pilisensis</i> CSIKI, 1918	0.0163
<i>Epaphius secalis</i> (PAYKULL, 1790)	0.0092	<i>Trechus pulchellus</i> Putzeis, 1846	0.0082
<i>Harpalus atratus</i> LATREILLE, 1804	0.1561	<i>Trechus quadristriatus</i> (SCHRANK, 1781)	0.0062
<i>Harpalus distinguendus</i> (DUFTSCHMIDT, 1812)	0.1873	<i>Trechus striatulus</i> PUTZEYS, 1847	0.0076
<i>Harpalus latus</i> (LINNAEUS, 1758)	0.1773	<i>Trichotichnus laevicollis</i> (DUFTSCHMIDT, 1812)	0.1431

Influence of the geological substrate of the secondary productivity and species composition of Carabids is not evident only from comparison of samples from remote localities, but can be directly observed in some parts of the West Carpathians, where a mosaic of acid or alkaline substrates exists on a small territory and their boundaries can be observed in the terrain ŠUSTEK (2006), ŠUSTEK & ŽUFFA (1986, 1988).

CONCLUSIONS

The maximum productivity of Carabid communities reaches 300 g per trap and vegetation season, while the minimum productivity drops to 1.6 g per trap and vegetation season. It is very variable, as within individual trophic series and vegetation tiers, as between them. The variation ranges within individual trophic series or vegetation tiers overlap mutually. But there is a general tendency of decreasing of productivity from the average values of 220-280 g per trap and vegetation season in the nitrophilous or transitory neutral – alkaline trophic series and lower vegetation tiers to 5-30 g per trap and vegetation season in the acid trophic series and mountain vegetation tiers. The average values of productivity in a richer trophic series are mostly visibly higher than those in the next poorer series. The secondary productivity expressed by the dry biomass is freely correlated with the productivity expressed by the cumulative number of individuals. In the more productive communities, a lower number of individuals of large species bind the major part of biomass, whereas in the less productive communities the existing biomass is split among a large number of individuals of small species. This relation is, however, strongly biased by character of litter and covering of soil surface by mosses, which create conditions for movement of individual species through the litter and hiding in it. Number of individuals can be generally used as an indicator of secondary productivity of Carabid communities, but it is to be always interpreted in regard with body size structure of the communities. Otherwise it can lead to misinterpretations.

REFERENCES

- JELÍNEK J. (ed.) 1993. *Check-list of Czechoslovak Insects IV (Coleoptera)*. Folia Heyrovskyana, Supplementum 1. Praha: 172.
- OBRTEL R. 1971. *Number of pitfall traps in relation to the structure of catch of soil surface*. Acta entomol. bohemoslov. **68**: 300-309.
- BLAŽEK R. & PAVLÍČEK T. 1986. *Bioindikace ekologické rovnováhy zemědělsky využívané krajiny s použitím čeledi střevlíkovitých (Col. Carabidae)*. Práce SVOČ, UJEP Brno, fak. přírodovědecká, Brno: 44.
- ŠUSTEK Z. 1972. *Carabidae a Staphylinidae jako složka přírodních geobiocenóz*. Sborník samostatných prací biologické soutěže studentů škol II. Cyklu. Praha: 1-56.
- ŠUSTEK Z. 1976. *Role čeledi Carabidae a Staphylinidae v lesních geobiocenózách*. [thesis]. Vysoká škola zemědělská, fakulta lesnická. Brno: 64.
- ŠUSTEK Z. 1982. *The effect of Actellic EC 50 on the Carabidae and Staphylinidae in a Norway-Spruce forest in the Jizerské hory mountains*. Biológia (Bratislava). **37**: 131-139.
- ŠUSTEK Z. 1983. *The comparison of the Carabidae and Staphylinidae in the selected geobiocoenoses of Pavlovské kopce hills during the years 1971-1981*. Biológia (Bratislava). **38**: 105-115.
- ŠUSTEK Z. 1984. *Carabidae and Staphylinidae in two forest reservations and their reactions on surrounding human activity*. Biológia (Bratislava). **39**: 137-162.
- ŠUSTEK Z. & ŽUFFA M. 1986. *Orientačné výsledky inventarizačného výskumu spoločenstiev čeladi Carabidae a Staphylinidae v CHKO Malá Fatra*. Ochrana prírody. **7**: 347-374.

- ŠUSTEK Z. & ŽUFFA M. 1988. *Spoločenstvá bystruškovitých a drobčikovitých (Coleoptera, Carabidae et Staphylinidae) Štátnej prírodnej rezervácie Kľačianska Magura v Chránenej krajinskej oblasti Malá Fatra*. Ochrana prírody. **9**: 229-251.
- ŠUSTEK Z. 1994. *Niekoľko úvah o používaní zemných pascí k odchytnému hmyzu*. In: VRŠKA T. (ed.). *Výskum Lesných rezervácií*. Sborník z pracovného seminára pořídaného dne 25. 3. 1994 u príležitosti 75. výročia vzniku VŠZ Brne.
- ŠUSTEK Z. 2006: *Cenozele Carabidelor din ecosisteme alpine și subalpine din Carpați occidentali*. Oltenia. Studii și Comunicări. Științele Naturii. **22**: 138-147.
- ZLATNÍK A. 1976. *Přehled skupin geobiocénů lesních původních lesních a křovinných v ČSSR (předběžné sdělení)*. Zprávy Geografického ústavu ČSAV v Brně. **13**: 53-64.
- ZLATNÍK A. & RAUŠER J. 1966. *Biogeografie*. In Národní atlas ČSSR. List 21. Praha.

Zbyšek Šustek

Institute of Zoology of Slovak Academy of Sciences
Dúbravská cesta 9, 845 06 Bratislava, Slovakia
E-mail: zbysek.sustek@savba.sk

Received: June 1, 2009

Accepted: July 8, 2009