

GHEORGHE SFÂRLOGEA



Jocuri populare
de pe
Valea Tutovei

*Jocuri populare
de pe
Valea Tutovei*

COMITETUL PENTRU CULTURĂ ȘI EDUCAȚIE SOCIALISTĂ AL JUDEȚULUI VASLUI

**CENTRUL JUDEȚEAN DE INDRUMARE A CREAȚIEI POPULARE
ȘI A MIȘCĂRII ARTISTICE DE MASĂ**

GHEORGHE SFÂRLOGEA

Jocuri populare
de pe
Valea Tutovei

VASLUI, 1973

Aranjament muzical **Ludovic PACEAG**. Cartografierea dansurilor
Rodica SFARLOGEA. Cartografierea muzicii **Mircea SÂNDULESCU**.
Ilustrațiile în culori **Vasile SAVONEA**. Coperta **Marius GIUR-
GIUCA**. Tehnoredactare și prezentare grafică **Mariana MARI-
NESCU**.

De o parte și de alta a râului Tutova se profilează un relief variat, cu dealuri și văi molcome sau abrupte care dintotdeauna, așa cum atestă istoria, a fost populat de oameni harnici, gospodari și iubitori ai frumosului material și spiritual.

În acest încântător cadru natural, generațiile de creatori anonimi care s-au perindat în timp, au realizat nestemate inedite de o valoare artistică incontestabilă, motiv pentru care, instituția noastră, Centrul de îndrumare a creației populare și a mișcării artistice de masă al județului Vaslui, a propus întreprinderea unor acțiuni de investigare a fenomenului folcloric din care au rezultat culegeri de cântece și melodii populare, variante inedite de teatru folcloric, orații de nuntă, descântece, basme populare precum și un număr însemnat de jocuri populare din care am selecționat, pentru culegerea de față, doar 27, care ni s-au părut a fi mai semnificative, mai caracteristice acestei subzone etno-folclorice.

Variantele de hore sau de sîrbe din grupul jocurilor mixte, pe care le prezentăm în paginile ce urmează, conțin, în general, formule ritmice simple. Mișcărilor acestora sînt însă executate de dansatori cu ușoare legănări ale corpului, dînd jocurilor o notă specifică locală.

Ca o caracteristică comună tuturor jocurilor de perechi de pe aceste meleaguri, menționăm ținuta și succesiunea regulată a părților dansului care se supra-pun exact peste cele ale melodiei. Partea întîia a fie-

cărui joc este de obicei o „plimbare”, iar cea de-a doua — o „învîrtire” a perechilor de dansatori, spre dreapta și stînga sau invers.

Jocurilor mixte și celor de perechi li se alătură, în repertoriul fiecărui sat, cele bărbătești. Acestea conțin ritmuri variate iar bătăile picioarelor pe sol, care nu se ridică cu mult deasupra podelei, dau jocurilor acea vigoare, acel dinamism întîlnit cu deosebire numai în această parte a țării.

Dorim ca prezenta culegere, care nu este decît un început în munca de adunare și sistematizare a jocurilor populare din județul Vaslui, să devină un ajutor al instructorilor formațiilor coregrafice și, totodată, un îndemn spre valorificarea continuă a creațiilor populare locale.

PORTUL POPULAR DE PE VALEA TUTOVEI

În urma cercetărilor efectuate de o parte și de alta a riului Tutova, s-a ajuns la concluzia că portul popular din această parte a Moldovei, după structura costumului popular, este întâlnit în două tipuri : „costumul cu catrință” (literar fotă) purtat astăzi din ce în ce mai rar și „costumul cu fotă cu androc”.

După cum se știe, zona catrinței ocupă cea mai mare parte din suprafața Moldovei. Cu toate acestea în această vastă zonă se disting subzone care pot fi determinate ușor după gruparea și culorile vrîstelor, ca și după alte elemente de costum. În acest sens pot fi amintite subzonele regiunii Dornelor și văii Bistriței, în care culorile vrîstelor de la catrință sînt vii ; a Pipirigului și Tîrgu Neamțului, cu vrîste relativ dese, în care apare frecvent ca fond culoarea indigo, numită „mur” ; a Iașului și Vasluiului, cu cîmpuri roșii și vrîste verzi, galbene, albe, roșii și negre.

În ceea ce privește zona fotei cu androc, care pare-se că s-a împămîntenit din primele decenii din a doua jumătate a secolului al XIX-lea, ea cuprinde văile Tutovei, a Zeletinului și Berheciului, a Siretului, mergînd chiar pînă în apropiere de Tecuci.

Fota cu androc nu este altceva decît un fel de fustă încrețită care seamănă, în bună parte, cu vilnicul oltenesc. Prezența acesteia în Moldova de centru indică un proces avansat de dispariție a catrinței la o epocă destul de veche.

În cele ce urmează, vom încerca să prezentăm pe scurt caracteristicile costumului cu catrință, considerat ca fiind mai specific, mai reprezentativ pentru această subzonă etnografică.

Pe cap se poartă o basma – produs industrial – sau ștergar din borangic, un fel de maramă lucrată în două ițe.

Cămașa, confecționată din lînă țigaie de culoare alb-crem, se compune din două bucăți distincte : stan și poale, țesute în patru ițe. Stanul este de formă dreptunghiulară și are dimensiunea de 100/50 cm. Acestuia i se adaugă „mineca” de forma unui patrat perfect cu latura de 45 cm, apoi „clinul”, de formă dreptunghiulară avînd dimensiunea de 24/12 cm, și „petecul” de formă romboidală cu latura de 4 cm. După îndoirea stanelui la jumătate, se taie în formă ovală „gura cămășii” apoi se face o despicătură în față de 20–25 cm (vezi schița nr. 1). Mineca este prinsă „cu cheiță” de stan și de două din laturile petecului. Celelalte două laturi

se prind de clinul care se coase de stanul cămășii. Peste gura cămășii se coase o bentiță lată de 2–3 cm, care se numește guleraș și de care se prind doi „canaci”. Ornamentele, dispuse din loc în loc pe întreaga suprafață a cămășii, au motive geometrice cusute tot cu fire de lină de culoare albă. Poalele au aceeași dimensiune ca și stanul, fiind confecționate din același material, iar ornamentele de pe ea, aidoma celor de pe cămașă, dispuse pe poale, sînt văzute cu ușurință de sub catrință.

Peste cămașă femeia se încinge cu un briu colorat țesut în patru ițe în ozoare.

Deasupra poalelor și a briului se îmbracă catrința. Aceasta este o țesătură dreptunghiulară din lină colorată, lucrată în patru ițe. În general, pentru realizarea catrinței se folosește „părul” de la lină.

Capetele catrinței – poale și talie – sînt țesute cu „bete” de obicei de culoare roșie. Acestea li se adaugă pe margini, uneori, „curcubee”, niște dungii înguste de diverse culori (galben, verde, roșu), sau chiar culori care imită curcubeul. Părțile din față ale catrinței sînt țesute cu vriste care prezintă culori diferite (roșu, verde, galben etc.). Spatele catrinței este negru.

Bondițele înflorate sînt executate din pielicele de miel avînd pe margine prim negru. Motivele ornamentale de pe bondiță sînt combinate (florale și geometrice) și sînt cusute cu lină colorată, predominînd roșul, negrul și verdele.

În picioare se poartă pantofi.

Costumul bărbătesc se compune din cămașă, ȋtari încreții pe picior, briu și bondiță. În picioare, ghetete, iar pe cap, pălării sau căciuli negre țuguiate.

Ca și cea de femeie, cămașă bărbătească este confecționată din lină țigaie de culoare alb-crem și alb. Croiul este identic cu cel al cămășii femeiești. La gura cămășii se prind doi canaci din arnici.

ȋtarii se confecționează din lină țigaie bătută în bumbac. Lungimea lor este de 2 m fiecare (schița nr. 2), pentru a putea fi încreții pe picior între gleznă și genunchi.

În talie, peste cămașă, se încinge cu un briu țesut în patru ițe, din lină de culoare roșie.

Peste cămașă se îmbracă bondița care are pe margini prim negru și ornamente vegetale ce o împodobesc, predominînd culoarea roșie. Ea este confecționată, ca și cea a femeii, din pielicele de miel.

Pe timp de iarnă se îmbracă sumanul croit în falduri și sarod confecționat din pănură dată la piuă.

***Notarea
grafică
a
mişcării***

SEMNE CONVENȚIONALE DE BAZĂ

În scriere totul se privește de la locul unde se află executantul mișcării, către înainte.



picioarul drept (pas cu piciorul drept)



picioarul stîng (pas cu piciorul stîng)



corpul și orientarea sa

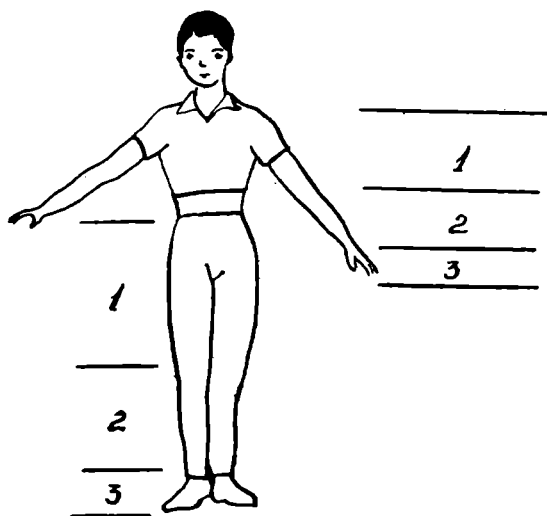


brațele și orientarea lor






capul


Membrele sînt împărțite în trei segmente în funcție de articulațiile lor :




Semnele pentru indoirea articulațiilor genunchiului, cotului și degetelor.

Exemple :

- | | |
|---|----------------|
|  | ușor îndoit |
|  | îndoit la 90° |
|  | complet îndoit |

În cazul în care se indică o genuflexiune (picioarele rămânând pe sol) corpul execută un plié. Revenirea din genuflexiune se face prin semnul 

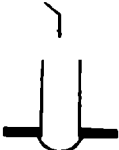
Absența unui semn de flexiune la brațe și picioare înseamnă că acestea rămân în poziția lor firească (mai mult sau mai puțin întinse). Pentru întindere se folosește semnul 

La mișcările membrilor din articulația umărului (scapulo-humerală) și șoldului (coxo-femurală) se folosește indicarea amplitudinii mișcării în grade : 15°, 20°, 45° etc.

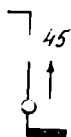
Exemple :

 brațele sînt în poziție normală pe lingă corp

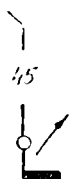
 mîna dreaptă ridicată spre înainte la 90° cu cotul ușor îndoit

 semiflexiune a ambelor picioare

Pentru ridicarea piciorului în aer se folosește bula de aer inclusă în semnul respectiv ;



piciorul drept ridicat în față la 45° cu genunchiul indoit la 90°

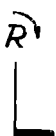


piciorul drept ridicat la 45° către oblic dreapta cu genunchiul ușor indoit

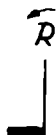


piciorul drept ridicat întins la 45°


Pentru răsucirea membrelor din articulațiile umărului sau șoldului se folosește litera R însoțită de direcția și amplitudinea răsucirii indicate de săgeată :



piciorul drept răsucit din șold spre exterior la 90°



piciorul stâng răsucit din șold spre interior la 45°



mina dreaptă ridicată lateral la 45° îndoită din cot și răsucită spre exterior din umăr.

Pentru înclinările trunchiului se folosește semnul de corp înnegriindu-se partea spre care se execută înclinarea.

Exemple :



trunchiul aplecat spre stînga 15°



trunchiul aplecat spre dreapta 15°

Rotările de picioare sînt indicate prin săgeți circulare care descriu mișcarea de rotare a piciorului respectiv și sensul acesteia :



piciorul drept ridicat la 45° cu genunchiul ușor îndoit execută o jumătate de rotare

Pentru sărituri se folosește semnul bulei de aer așezat sub semnul pentru picior



săritură pe piciorul stîng

Pentru pasul perniță-toc, pas întilnit destul de des în dansurile populare se folosește semnul ∇ , ceea ce înseamnă că pe durata aceleiași valori ritmice piciorul se ridică pe perniță și imediat execută o cădere pe talpă.

Pentru așezarea piciorului pe podea se folosesc următoarele semne :



toată talpa piciorului



vîrf



perniță



toc (călcîii)

Incluzînd bula de aer, se obțin diverse combinații :



vîrful în aer (tocul fiind pe podea)



tocul în aer (vîrful fiind pe podea)

Pentru bătăi în podea :

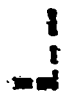


bătaie în acord (se bate fără a se lăsa greutatea corpului pe picior, acesta ridicîndu-se imediat de la sol)




bătaie plină pe podea, accentuată (greutatea corpului rămîne pe piciorul respectiv)

Cînd piciorul se așază pe podea, fără a primi greutatea corpului, semnul se reprezintă printr-o linie întreruptă :



pas cu piciorul stîng fără a primi greutatea corpului

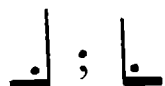
Amplitudinea pașilor se precizează cu următoarele semne :



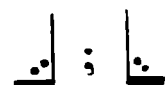
pas normal



pas mare



pas mic



pas foarte mic

Pentru a preciza că un picior nu depășește pe celălalt la executarea pașilor cu deplasare (pas nedepășit) se taie semnul de pas cu o liniuță transversală.

Exemplu :



pas nedepășit cu piciorul drept


Menționăm că pasul nedepășit se duce pînă la linia care trece prin punctul în care cade centrul de greutate al corpului, aflat în poziție verticală





pas alăturat cu piciorul drept



Pentru suprapunerea unui segment (braț, picior) peste un altul, se folosesc semnele :



 încrucișat în față



 încrucișat în spate

Pentru pașii încrucișați :



 pas cu piciorul drept încrucișat în față peste piciorul stâng


 pas cu piciorul stâng încrucișat în spatele piciorului drept


 pas cu piciorul stâng încrucișat în față fără a depăși linia mediană a corpului


 pas cu piciorul drept încrucișat în spatele piciorului stâng fără a depăși linia mediană a corpului

Pentru a caracteriza o mișcare glisată pe podea, se așază sub semnul de mișcare o virgulă a cărei codiță indică direcția glisării

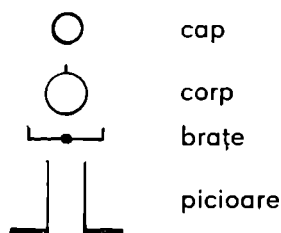
 bătăie glisată cu piciorul drept din spate în față

Cînd pașii se execută simultan cu ambele picioare, se notează mișcările ce le execută fiecare, iar semnele se leagă cu un mic arc :



săritură pe ambele picioare, stîngul încrucișat în spate pe perniță, dreptul încrucișat în față pe toc.

Mișcarea se notează prin suprapunere în ordinea :



cea ce redă de altfel schema întregului corp.

Cînd palmele lovesc porțiuni din corp sau segmente ale picioarelor se precizează aceasta prin atașarea unui mic accent cifrei care indică segmentele picioarelor sau semnelor care indică diferite alte regiuni ale corpului.

Pornind de la aspectul de fracție ordinară, se pot preciza porțiunile de corp care reprezintă articulațiile de bază ale membrilor.

Exemple :

$\frac{0}{1}$ —●— umărul drept

$\frac{1}{2}$ —●— cotul drept

$\frac{2}{3}$ —●— încheietura mîinii drepte

$\frac{0}{1}$ —●— umărul stîng

$\frac{1}{2}$ —●— cotul stîng

$\frac{2}{3}$ —●— încheietura mîinii stîngi

Aceleași notații sînt valabile pentru picioare.

Exemple :



genunchiul drept



glezna piciorului stîng

Indicarea precisă a locului unde se aplică lovitura pe segmentele picioarelor se face prin atașarea unui mic accent la cifra segmentului.

- 1 – lovirea coapsei piciorului drept lateral
- 2 lovirea gambei piciorului drept în interior
- 3 – lovirea călcîiului piciorului stîng în interior



lovitură cu palma dreaptă pe segmentul 1 al piciorului drept în față.

Direcția de ridicare a brațelor este indicată de poziția brațului respectiv față de linia corpului.



brațul drept ridicat oblic dreapta la 90°

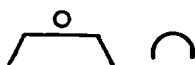
ȚINUTA BRAȘTELOR LA JOCURILE DE GRUP

Pentru jocurile de grup, ținuta brațelor se reprezintă grafic prin semne sugestive care prescurtează descrierea analitică și care se plasează deasupra portativului coregrafic, avînd valabilitate pînă la apariția altui semn pentru ținuta de brațe.

Exemple :



băiat (unghiul reprezintă fața, iar deschizătura, spatele)



fată (partea concavă reprezintă fața, iar cea convexă, spatele)



lanț de brațe oblic jos



lanț de brațe îndoite



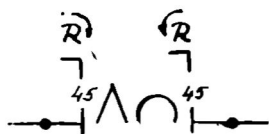
ținuta pe umeri (sîrbă)

La jocurile de perechi se folosesc semne cu ajutorul cărora se pot nota grafic ținutele ce pot interveni în cursul acestor dansuri, ele constituind prescurtări ale notației analitice complete.

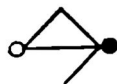
Exemple :

Notare
prescurtată

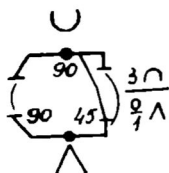
Notare completă



lateral de mină cu brațele îndoite



Arcul „legato” indică legătura dintre brațele fetei și ale băiatului atunci când se consideră că semnul ce indică contactul segmentelor respective nu ar fi suficient de sugestiv.

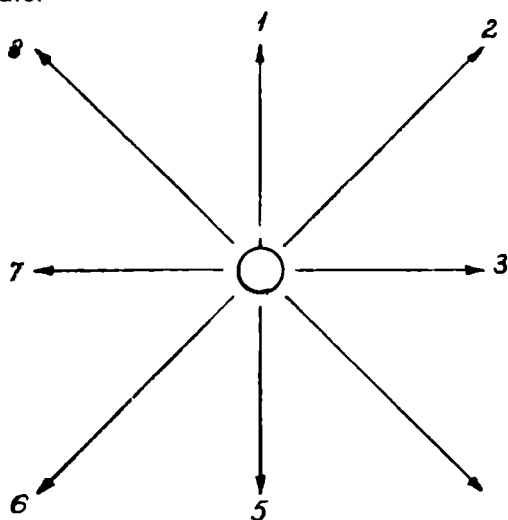


față în față, un braț pe umărul partenerului, altul prins de cel al partenerului, ridicat întins la înălțimea umărului. Băiatul, un braț pe talia fetei.

ORIENTARE. DIRECȚII

Pentru a determina deplasările în diferite direcții ale corpului ca și direcțiile mișcărilor de brațe, picioare, cap sau ale diferitelor rotații sînt

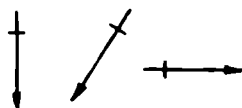
folosite săgețile direcționale. Fundamentală este schema celor opt direcții principale.



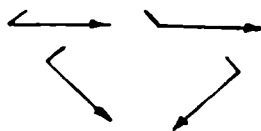
Această schemă nu exclude posibilitatea notării cu precizie a direcțiilor intermediare atunci când este cazul. Pentru precizarea orientării corpului se folosesc semnele :



corpul este orientat pe direcția deplasării



corpul este orientat opus direcției deplasării (se deplasează cu spatele)



orientarea corpului formează un unghi cu direcția deplasării

Ceea ce este important în deplasare este faptul că locul este determinat de centrul de greutate al corpului în poziție normală. Locul se deplasează odată cu dansatorul și se află totdeauna acolo unde este centrul de greutate al acestuia. Față de acest loc se determină direcțiile de deplasare sau de mișcare ale membrelor trunchiului, capului etc. Astfel, pașii nedepășiți nu vor depăși linia ce trece prin punctul în care cade

centrul de greutate, iar pașii pe loc nu au caracteristici de mărime, ci eventual numai de amplitudine.

Comparațiile de orientare a corpului față de direcția deplasărilor se pot urmări sistematizate în următorul tablou :

Orientarea corpului

	1	2	3	4	5	6	7	8
1								
2								
3								
4								
5								
6								
7								
8								

Deplasările pe traseu curbiliniu se notează avându-se în vedere poziția corpului față de sensul deplasării :

Exemple



deplasare cu fața pe direcție descriind o jumătate de cerc



deplasare cu fața pe direcție descriind un cerc complet



deplasare cu spatele pe direcție

Rotările corpului se notează prin săgeți direcționale atașate semnului respectiv.



În timp ce se execută mișcările, corpul se rotește în jurul axului său, în sensul indicat de săgeată pînă la orientarea către punctul 1.

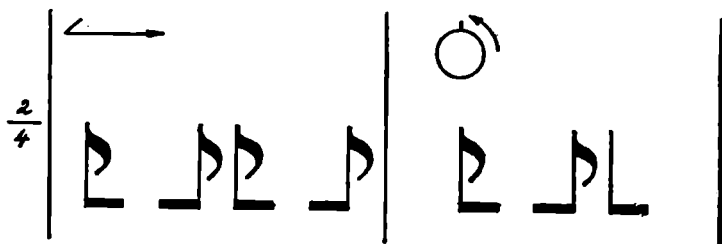
Pentru a sublinia încetarea deplasării se folosește semnul :



mișcările se execută pe loc, fără deplasarea corpului.

Semnele de direcție și orientare își mențin valabilitatea pînă la apariția unui alt semn de direcție și orientare.

Exemplu :



NOTAREA DURATEI MIȘCĂRII

Valorile ritmice sînt incluse în semnele pentru picioare :



pași cu durată de pîrtime



pași cu durată de optime



pași cu durată de doime

Punctul așezat în dreapta unui semn de pas prelungește valoarea acestuia cu încă jumătate din valoarea inițială :



pași cu durată de trei optimi



pauză de pătrime

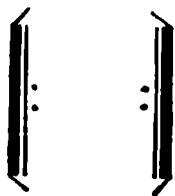


pauză de optime

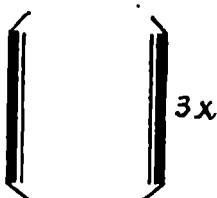


pauză de doime

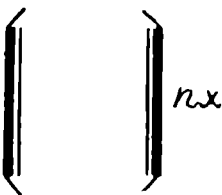
Pentru ușurarea notării se folosesc semne de repetiție după cum urmează :



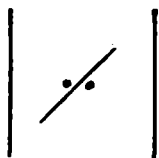
indică repetarea fragmentului de dans sau a măsurilor cuprinse între semne



indică numărul total de execuții ale fragmentului de dans cuprins între semne (3 ori)




indică repetarea „ad libitum” a fragmentului de dans cuprins între semne



indică repetarea unei măsurii aflate înaintea semnului

**J o c u r i
m i x t e**



Cărășelu

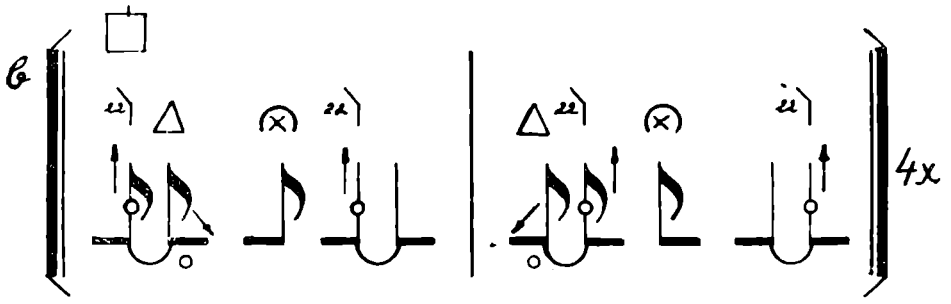


Localitatea : **Comuna Dragomirești,**
satul Rădeni

Informator : **TĂLPĂLARU VASILE**

Data culegerii : **28 februarie 1973**



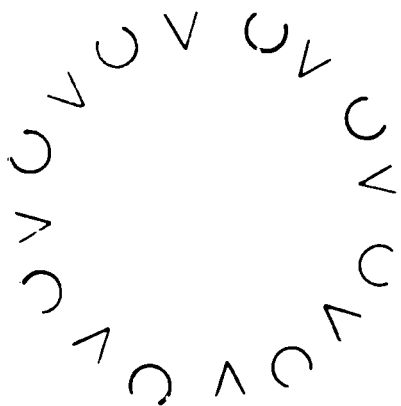



Ciobănașu

Localitatea : **Comuna Dragomirești,**
satul Rădeni

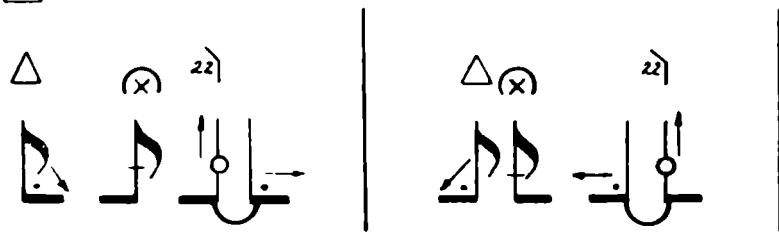
Informator : **TĂLPĂLARU VASILE**

Data culegerii : **28 februarie 1973**

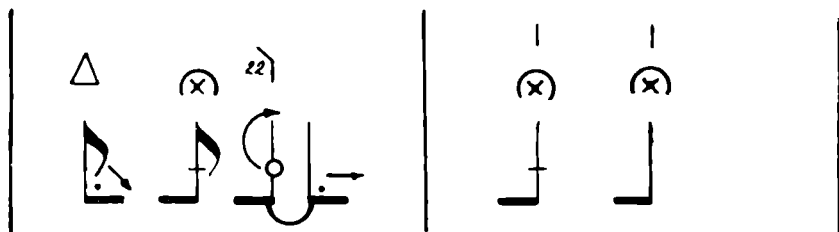


a 

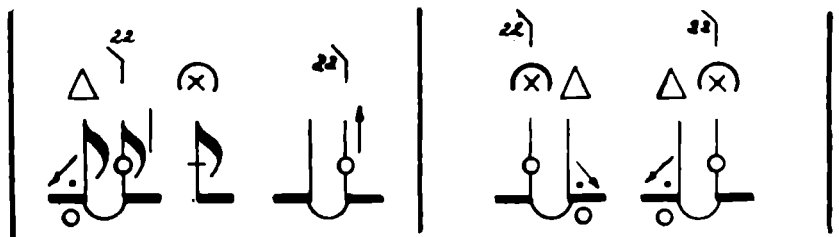
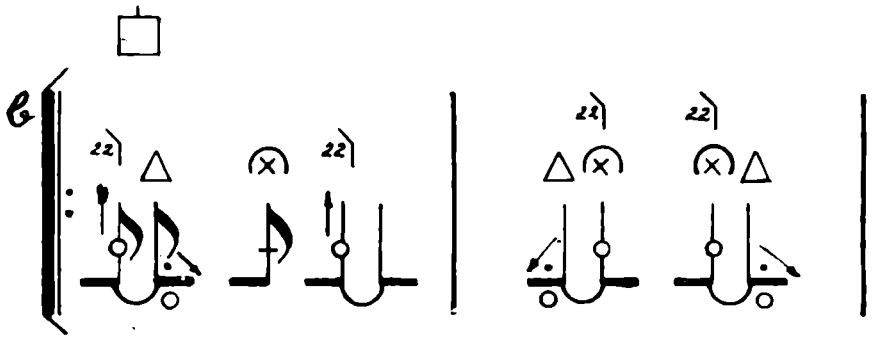
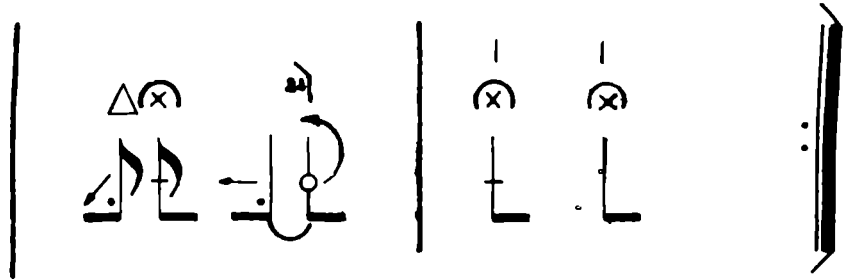
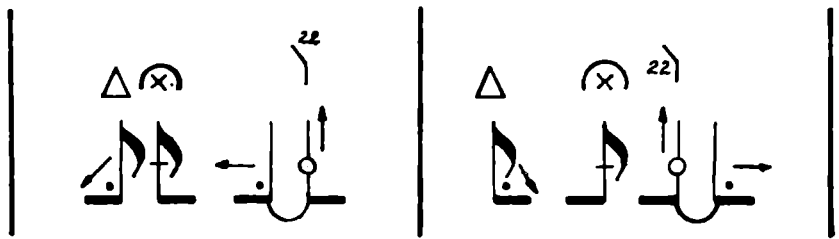
$\frac{2}{4}$

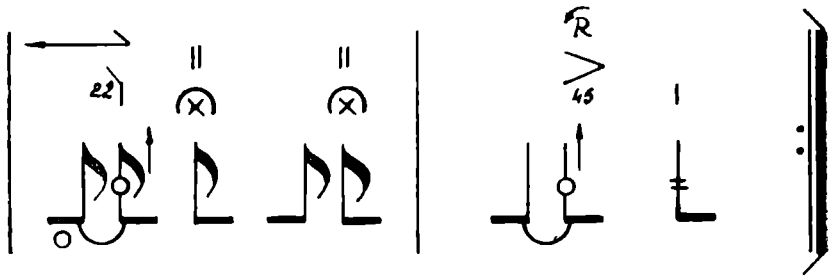
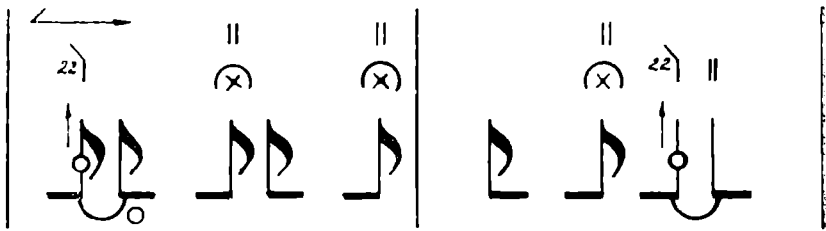


Musical notation for the first system, showing a 2/4 time signature and two measures of music. The notation includes a square symbol above the first measure, a triangle symbol above the first note of the second measure, and a circled 'x' symbol above the second note of the second measure. The notes are quarter notes and half notes, with stems and beams. There are also some arrows and dots indicating specific musical details.

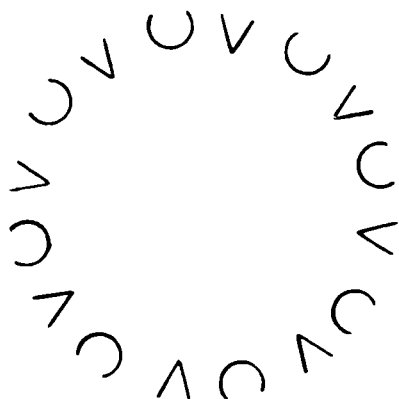


Musical notation for the second system, showing two measures of music. The notation includes a triangle symbol above the first note of the first measure, a circled 'x' symbol above the second note of the first measure, and a circled 'x' symbol above the first note of the second measure. The notes are quarter notes and half notes, with stems and beams. There are also some arrows and dots indicating specific musical details.





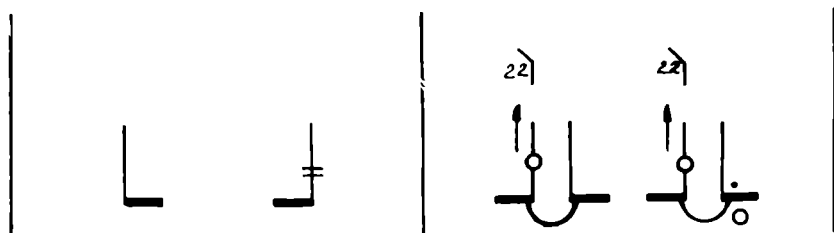
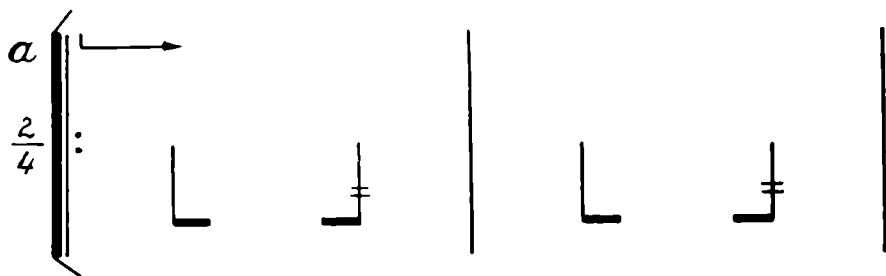
Chirostiu

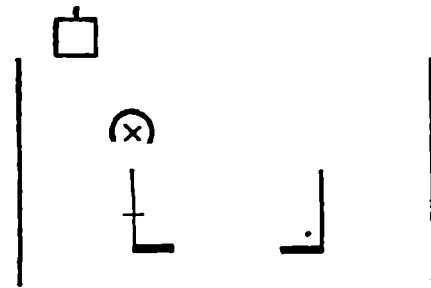
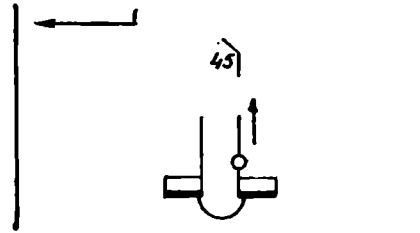
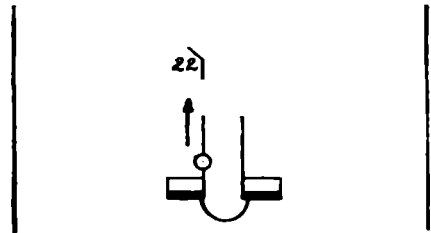
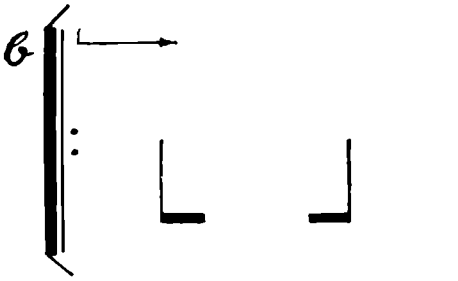
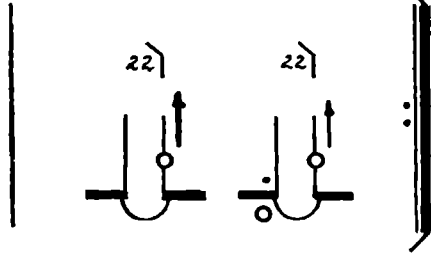
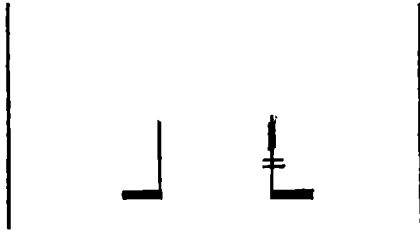
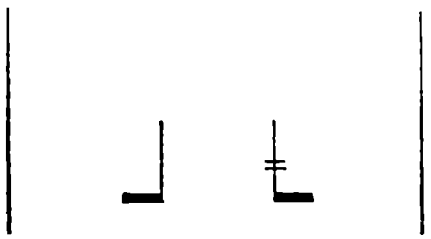
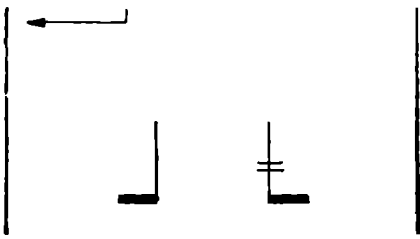


Localitatea : **Comuna Dragomirești,**
satul Rădeni

Informator : **TĂLPĂLARU VASILE**

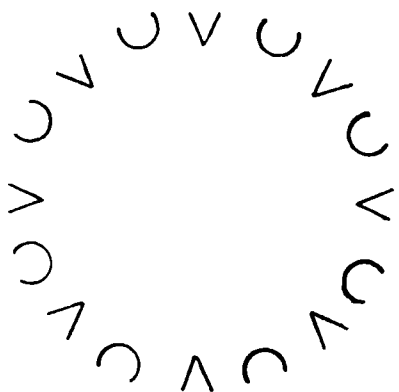
Data culegerii : **28 februarie 1973**







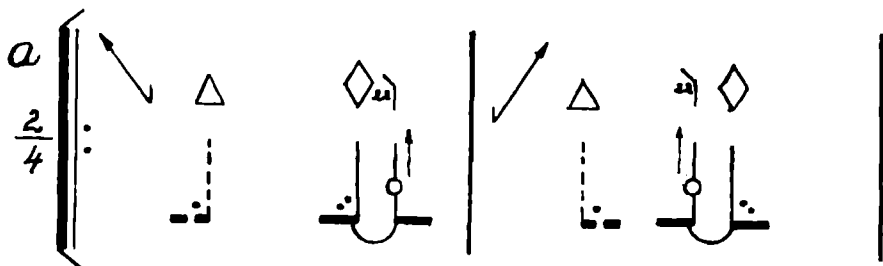
Hora bătrânească


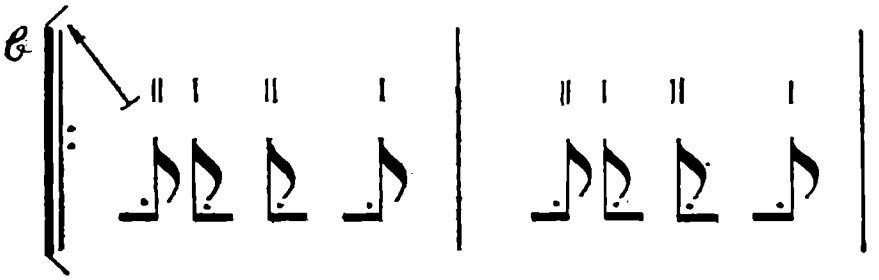
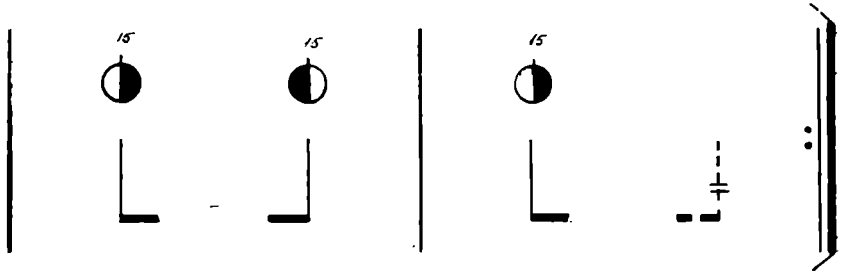
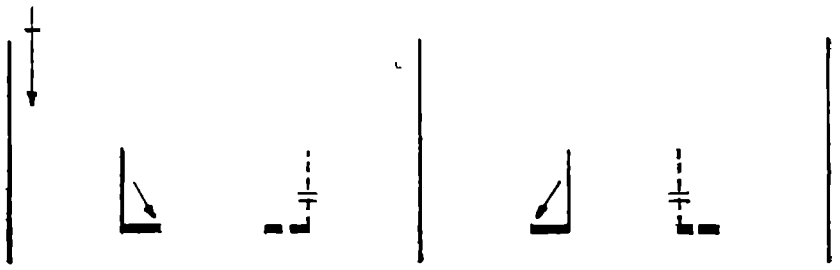


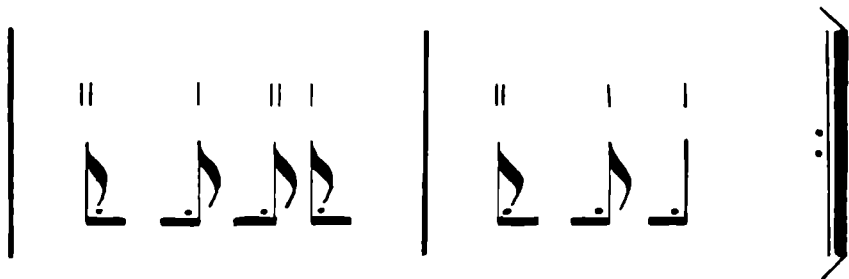
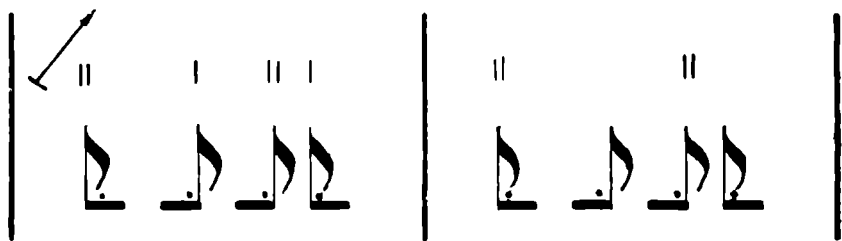
Localitatea : **Comuna Dragomirești,**
satul Rădeni

Informator : **CREȚU ION**


Data culegerii : **10 aprilie 1973**







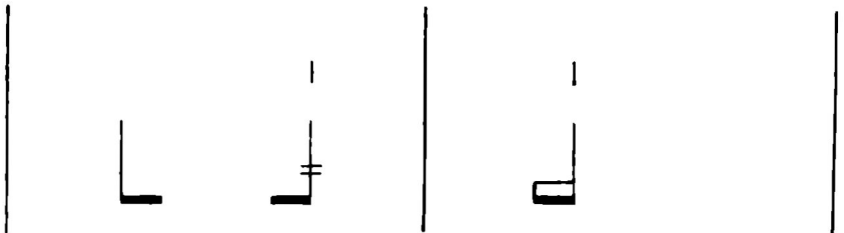
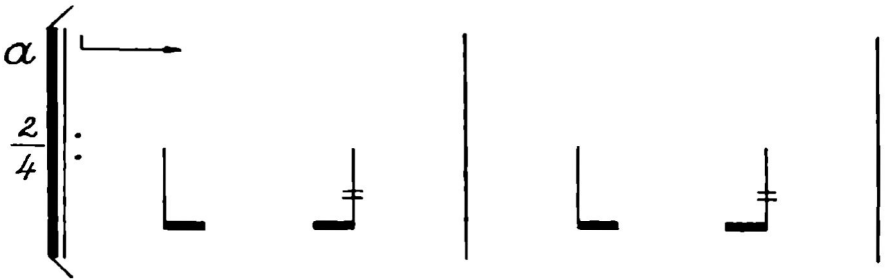
Jumătate joe

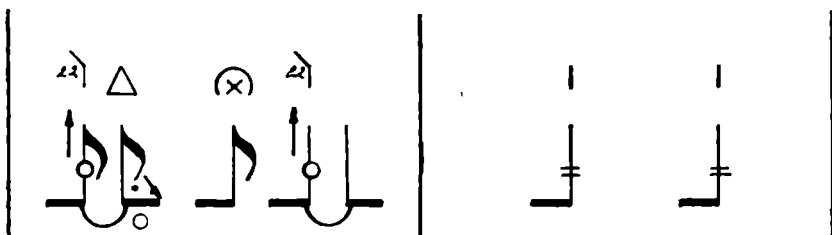
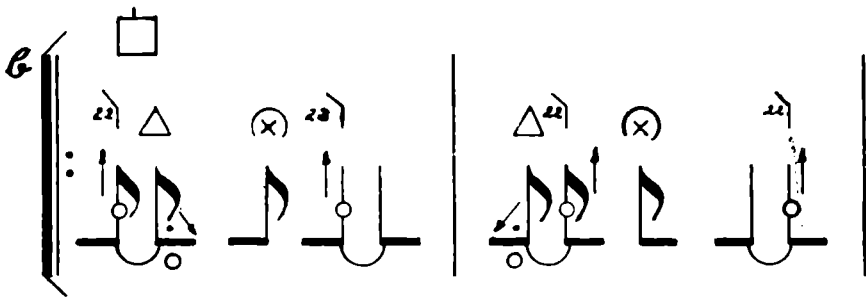
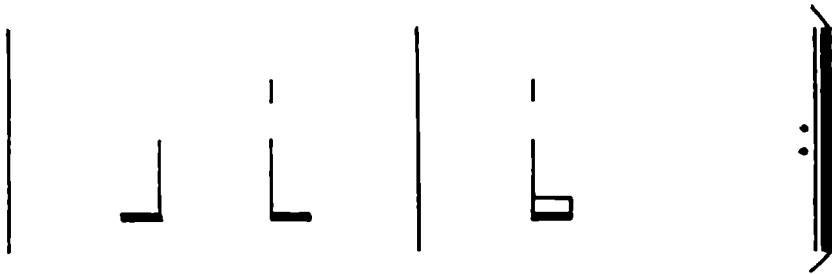
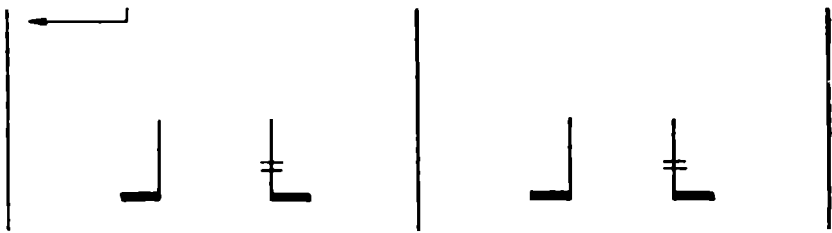


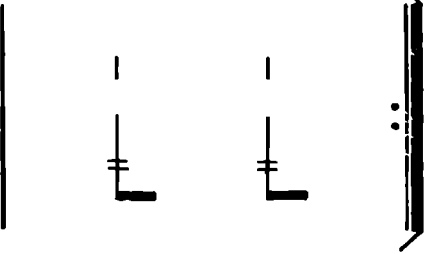
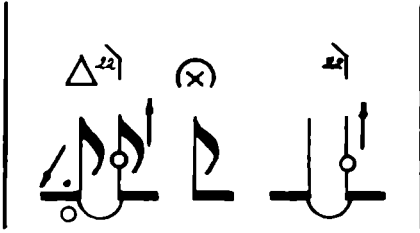
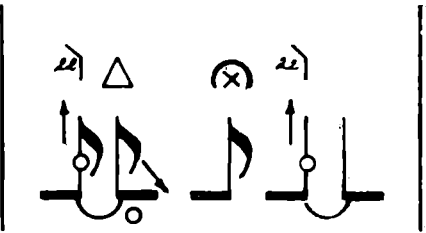
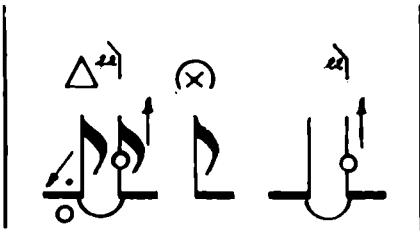
Localitatea : **Comuna Dragomirești,**
satul Rădeni

Informator : **TĂLPĂLARU VASILE**

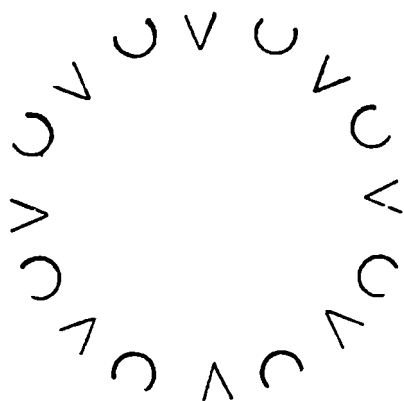
Data culegerii : **28 februarie 1973**







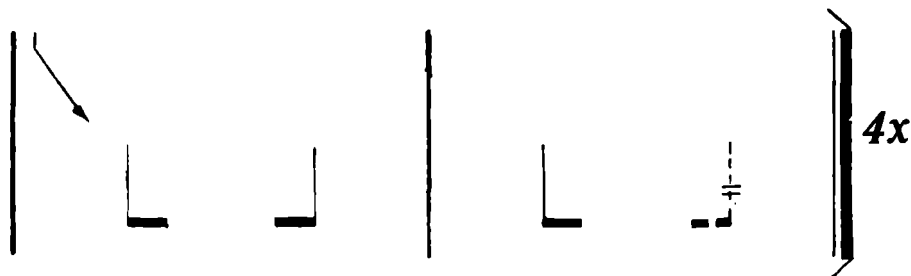
Hora de la Iwești

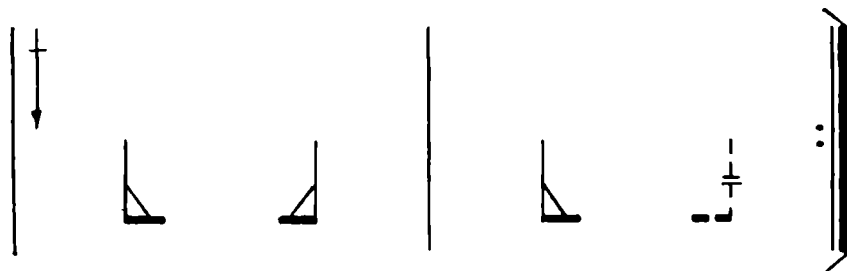
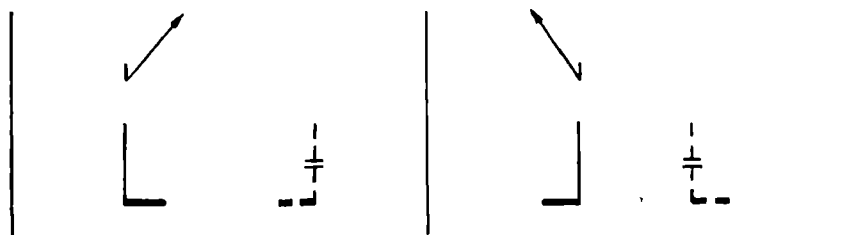
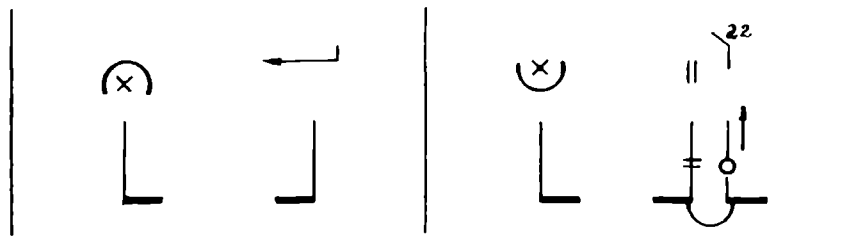
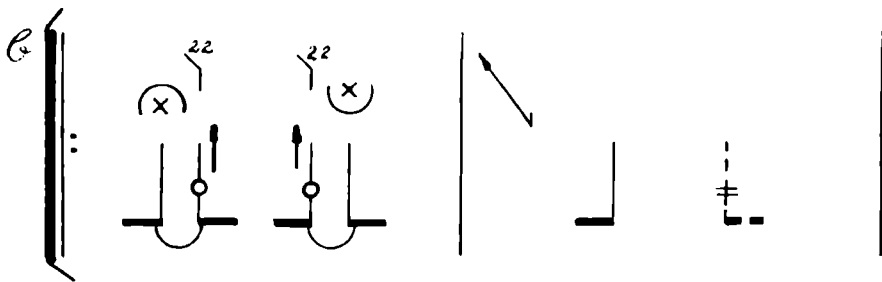


Localitatea : **Comuna Iwești**


Informator : **IORDACHE ION**

Data culegerii : **6 noiembrie 1972**





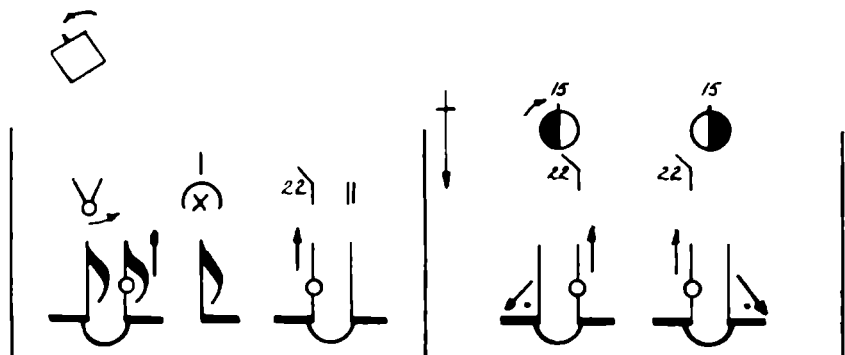

Hora în două părți

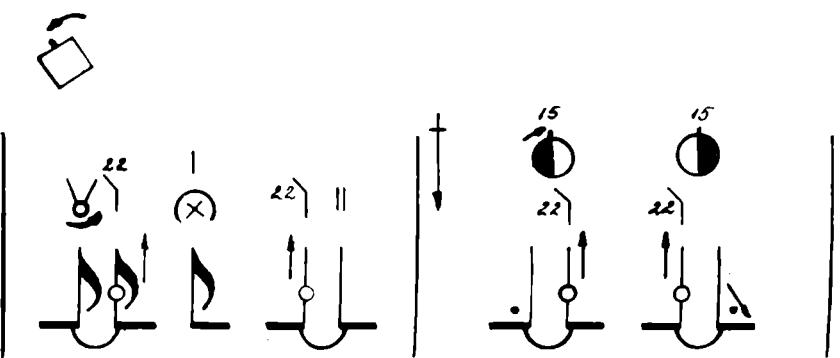

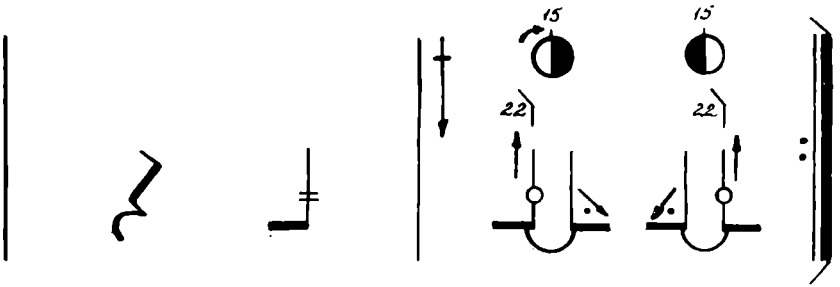
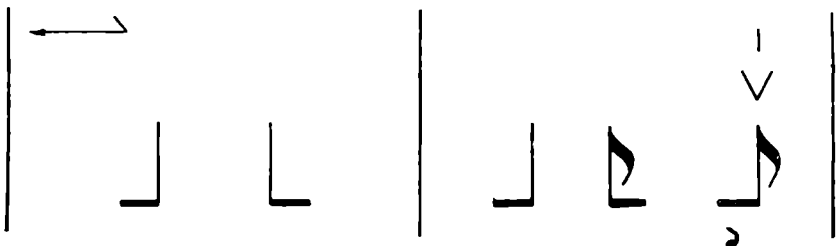


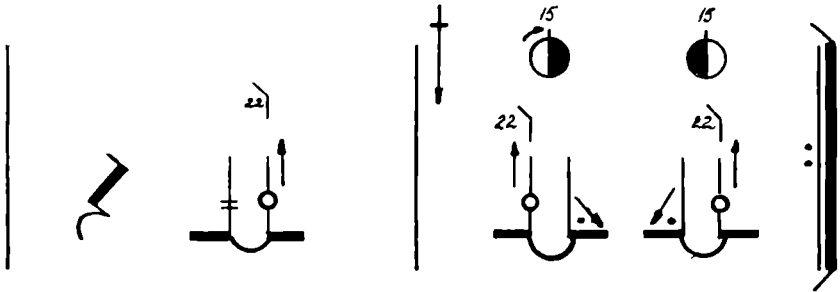
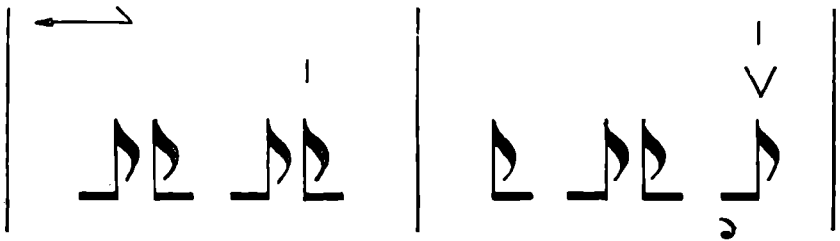
Localitatea : **Comuna Perieni**

Informator : **ROȘCA GH. COSTACHE**

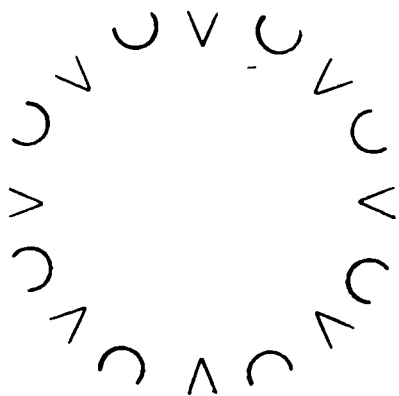
Data culegerii : **24 octombrie 1972**







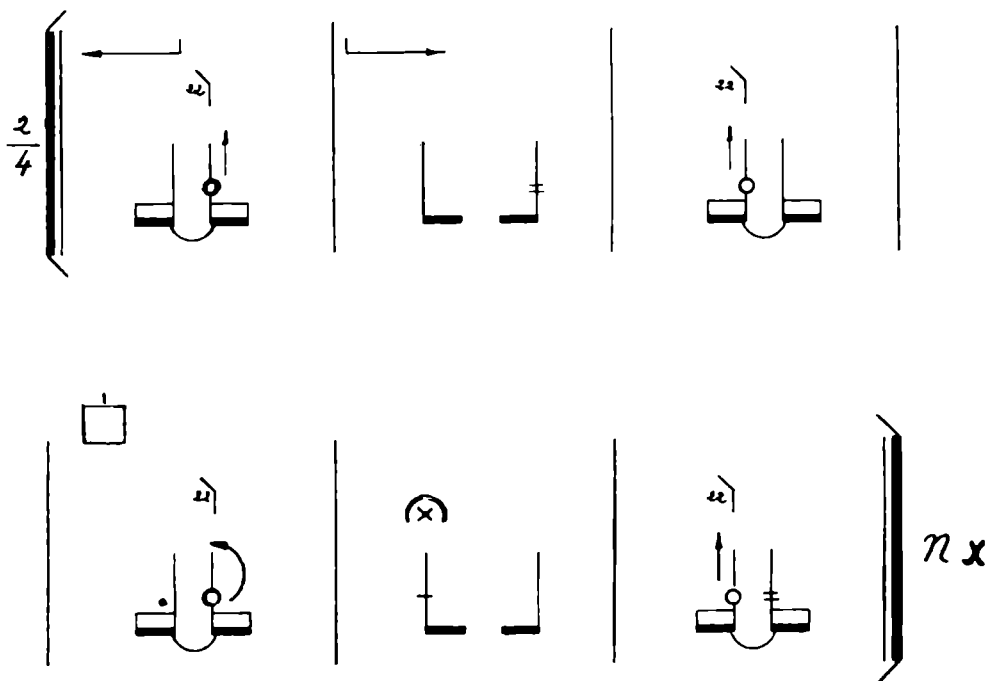
Sîrba din burdai



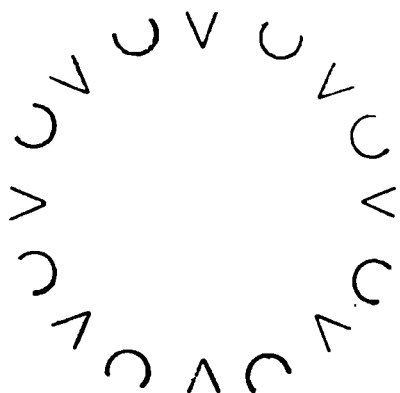
Localitatea : **Comuna Perieni**

Informator : **ROȘCA GH. COSTACHE**

Data culegerii : **24 octombrie 1972**



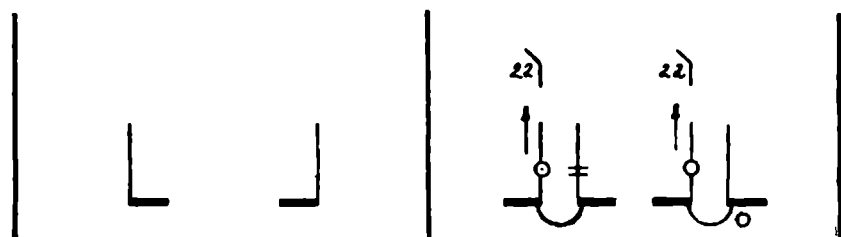
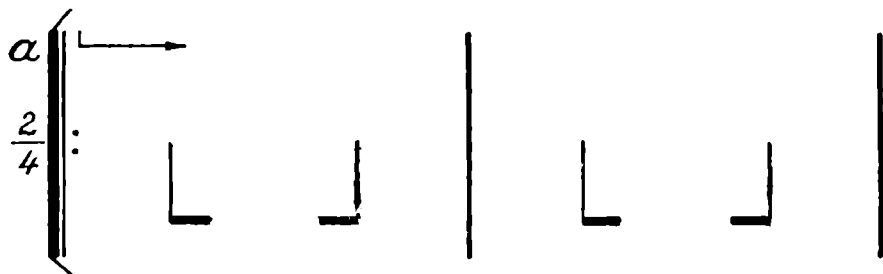
Botoșeneanca

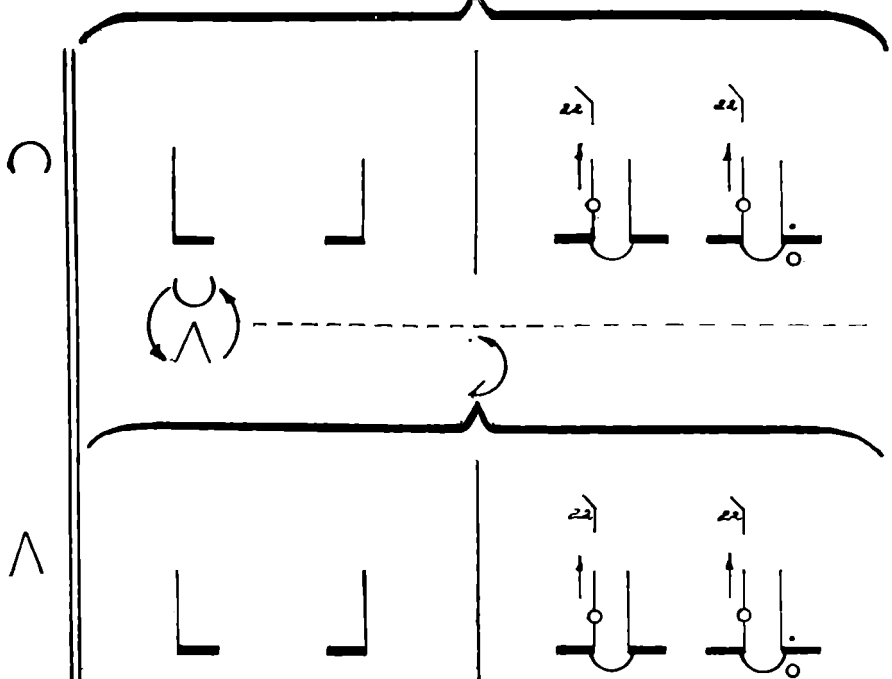
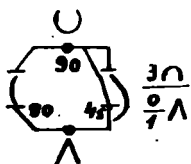
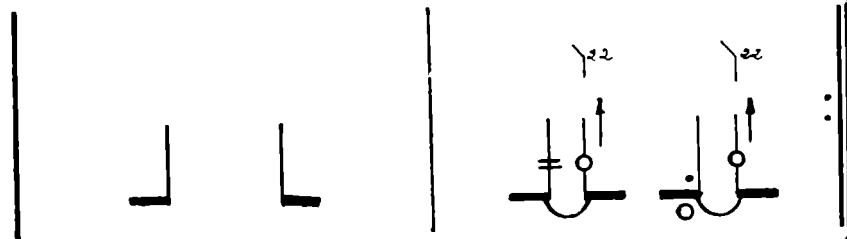
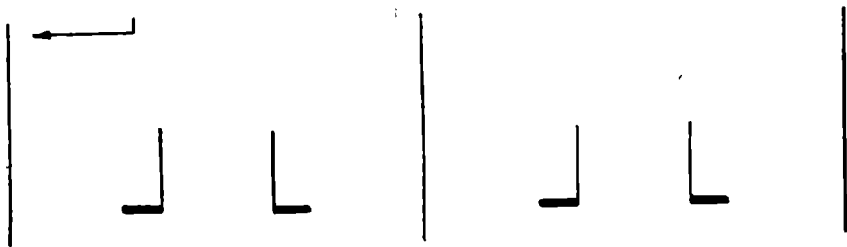


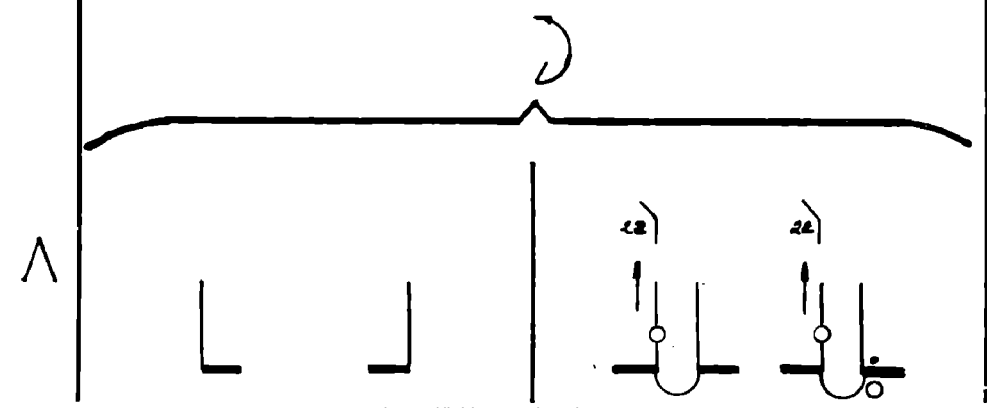
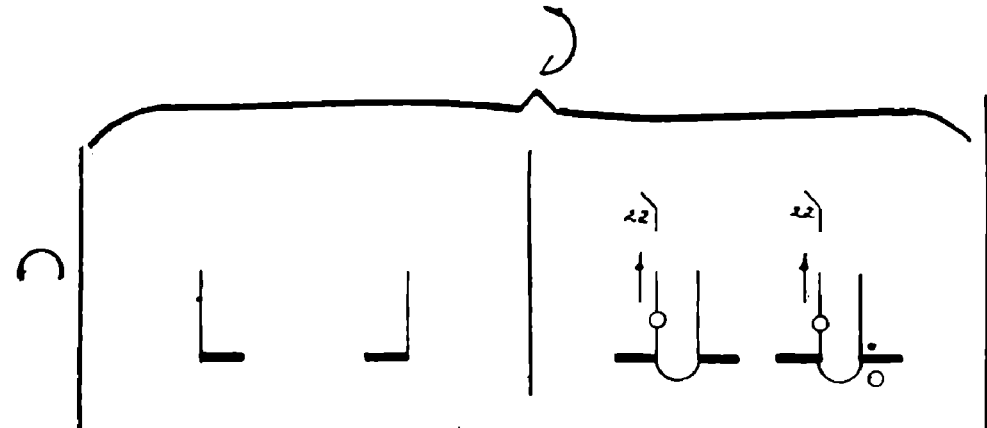
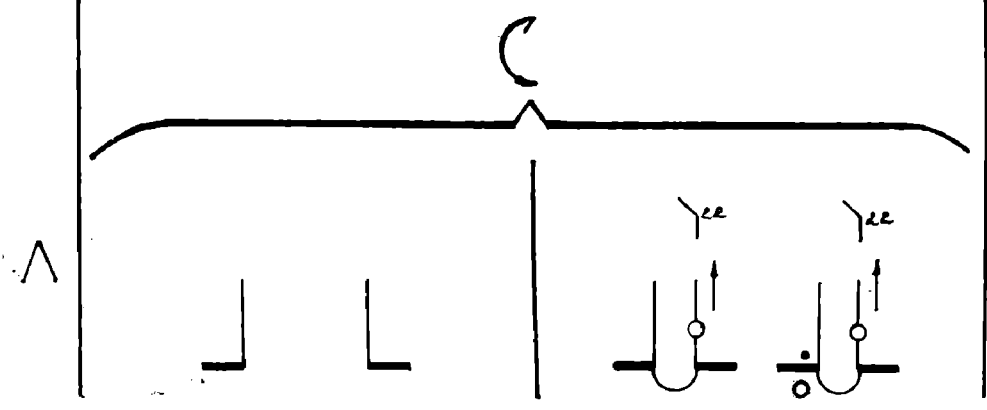
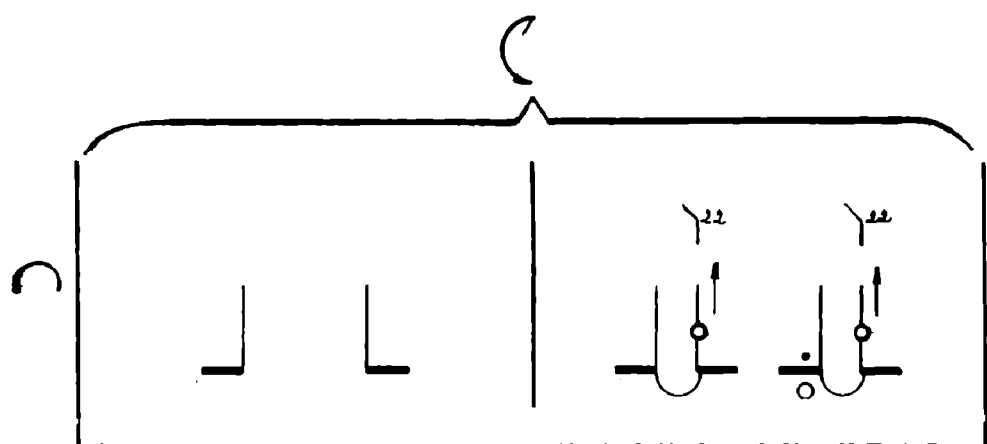
Localitatea : **Comuna Puiești**

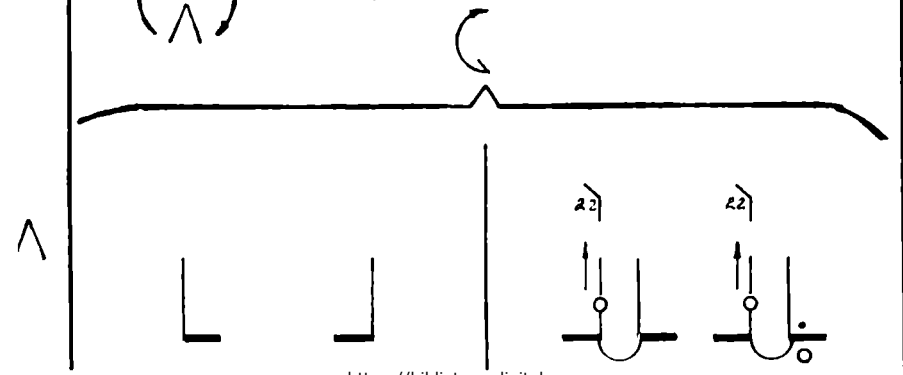
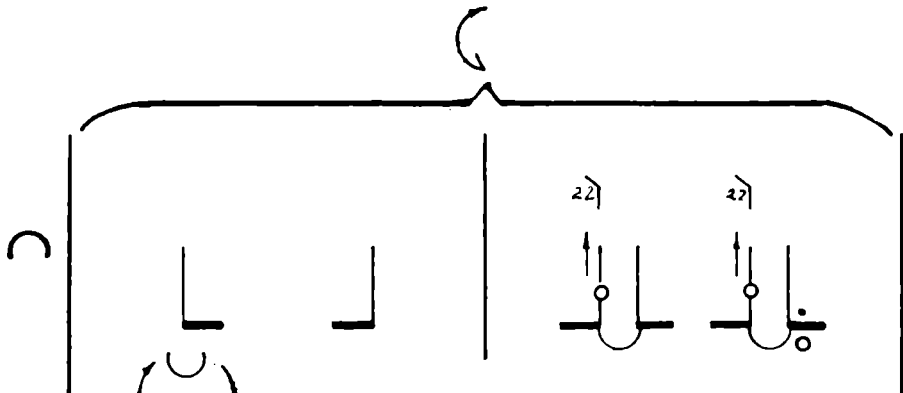
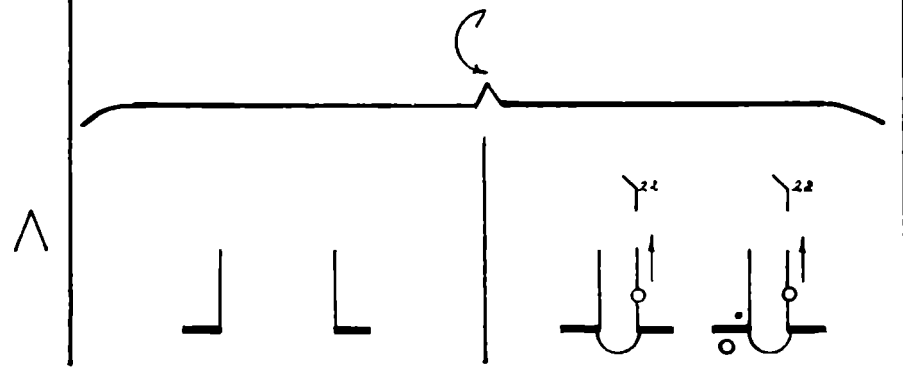
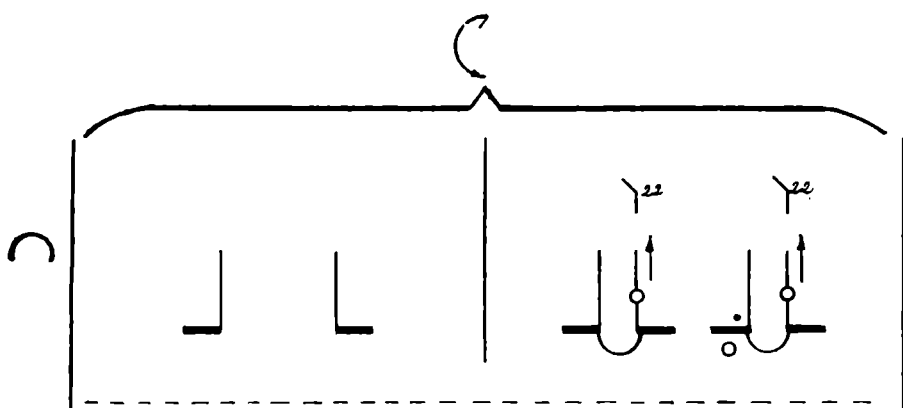
Informator : **COSTAN A. MIHAI**

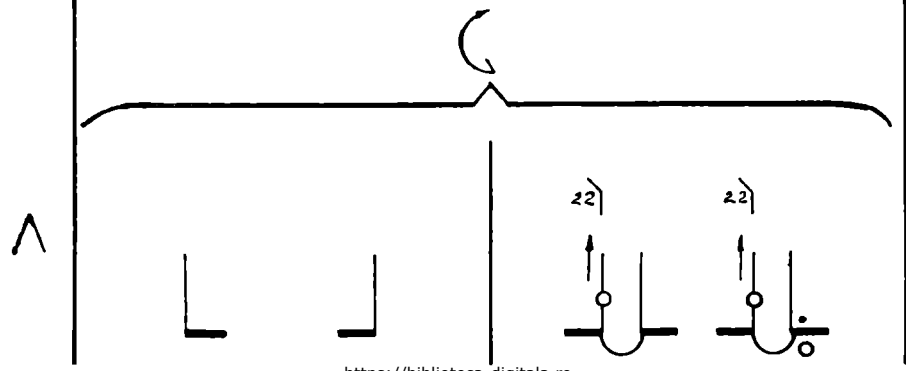
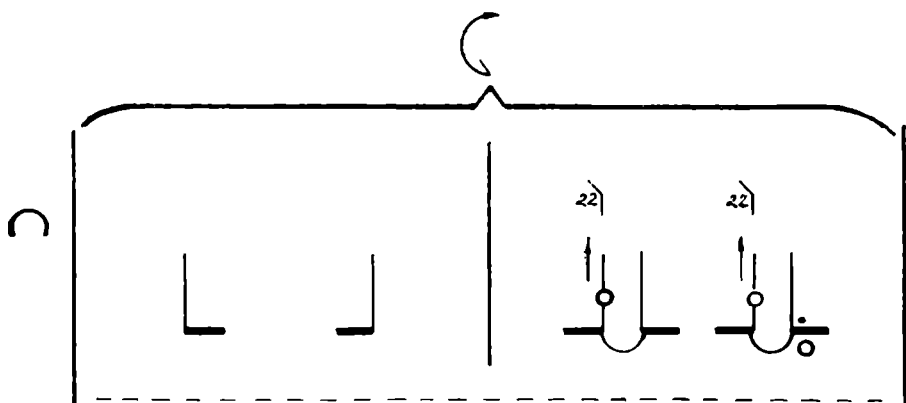
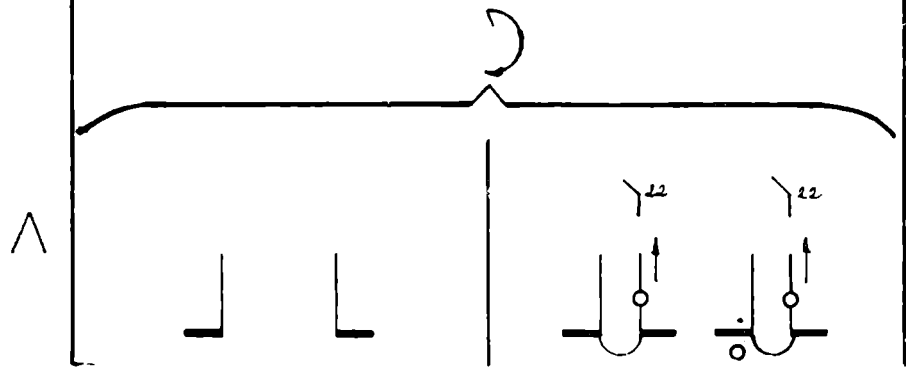
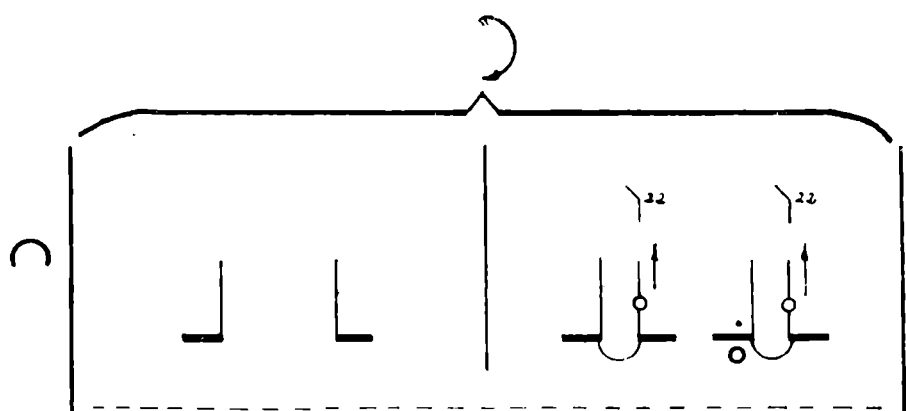
Data culegerii : **14 noiembrie 1972**

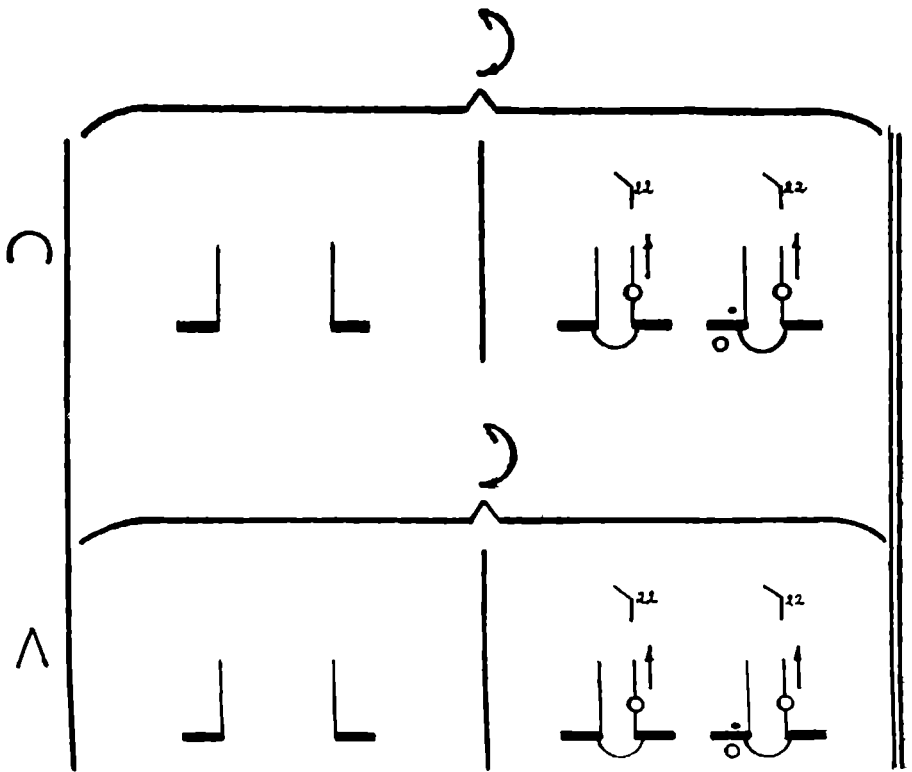













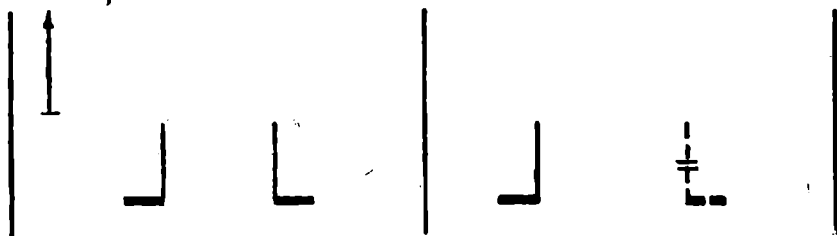
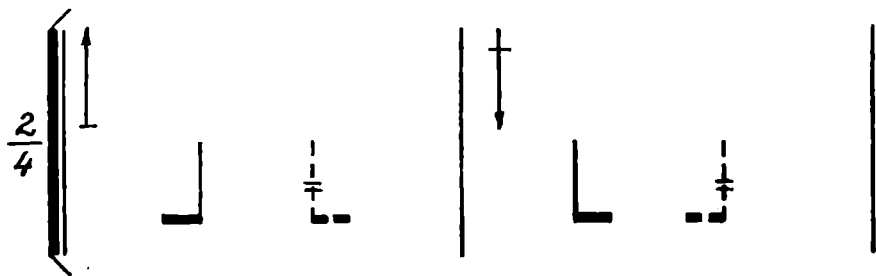
Hora stîngă

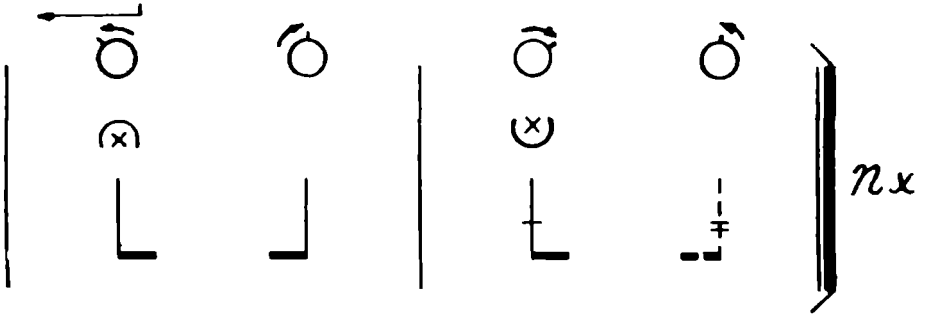
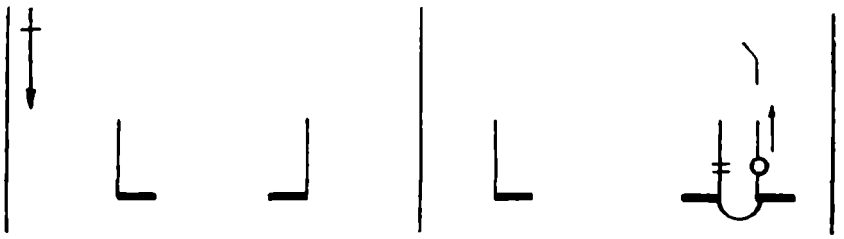


Localitatea : **Comuna Tutova,**
satul Pochidia


Informator : **ALBU DUMITRU**

Data culegerii : **17 aprilie 1973**





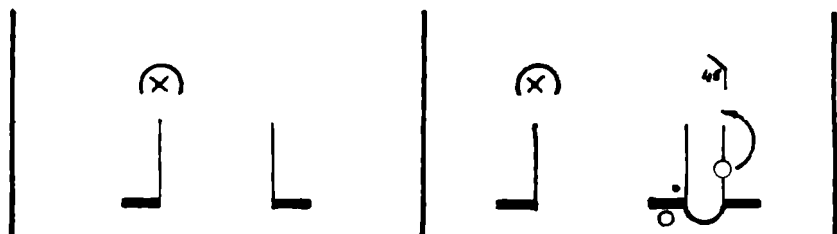
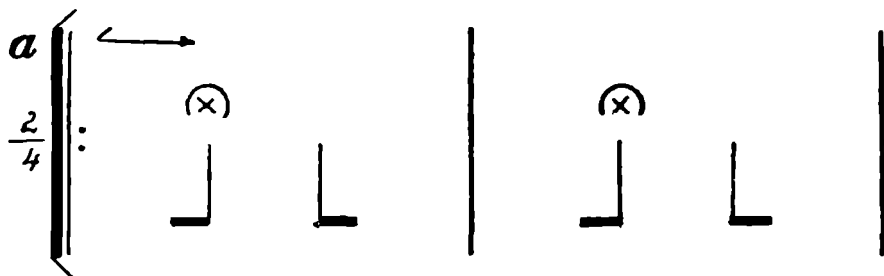
Sîrba de la Voinești

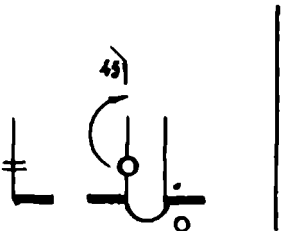
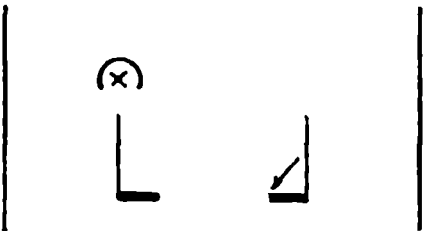
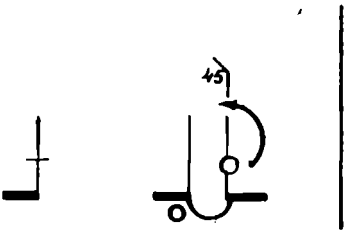
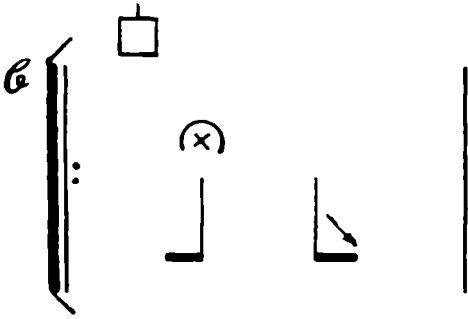
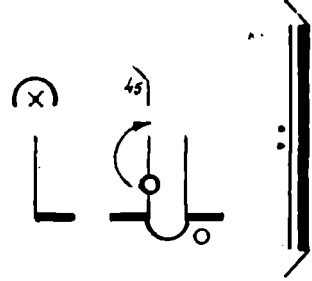
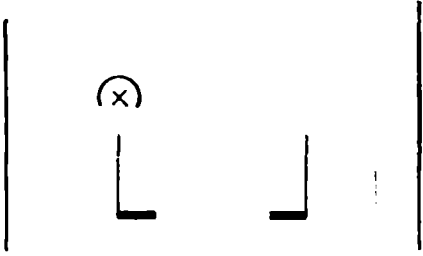
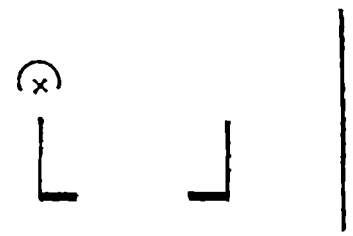
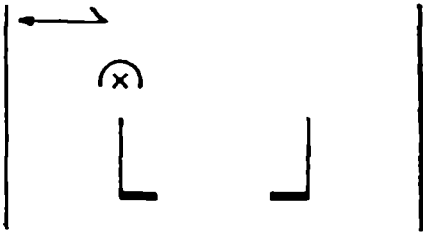


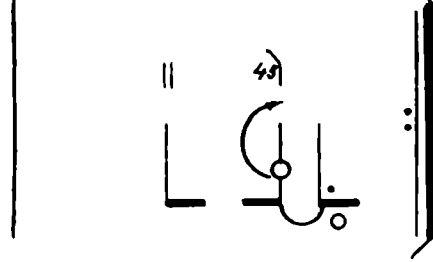
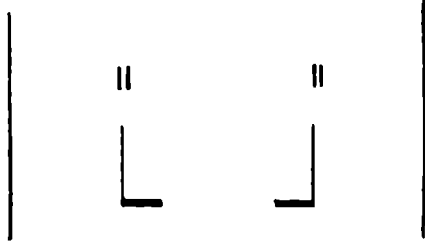
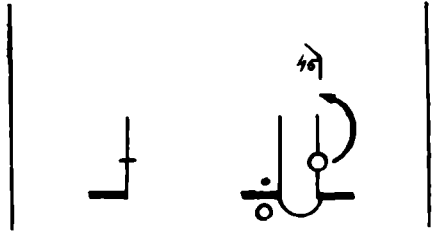
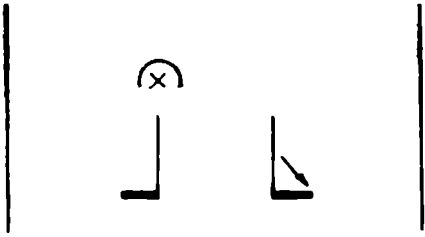
Localitatea : **Comuna Voinești**

Informator : **GHEORGHIEVICI
VASILE**

Data culegerii : **18 octombrie 1972**








**J o c u r i
d e
p e r e c h i**

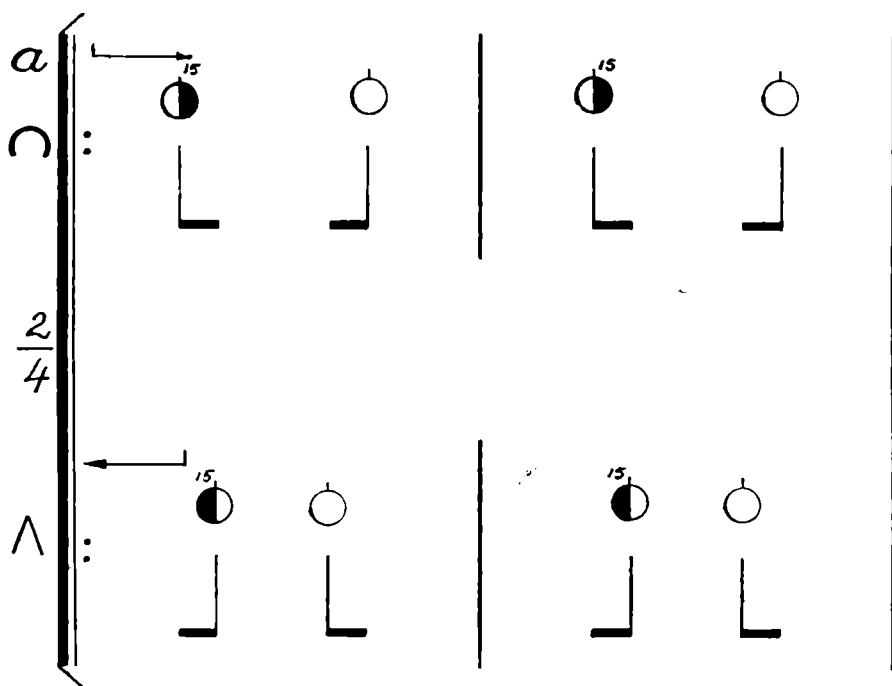
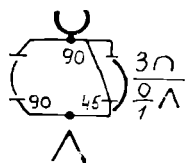
Marțica



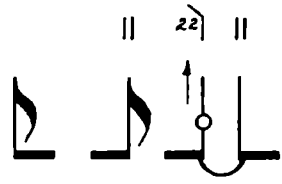
Localitatea : **Comuna Puiеști**

Informator : **COSTAN A. MIHAI**

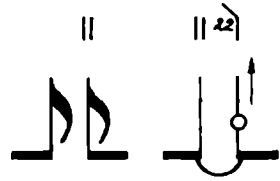
Data culegerii : **14 noiembrie 1972**



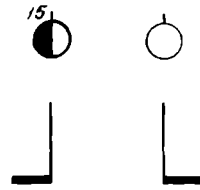
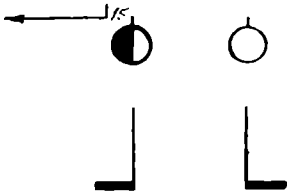
C



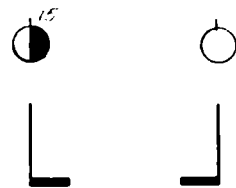
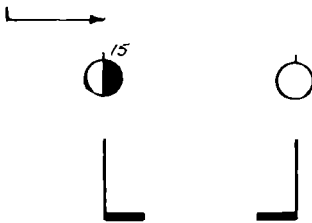
^




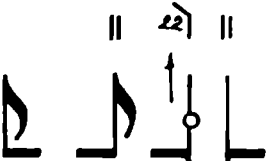


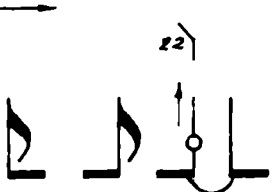
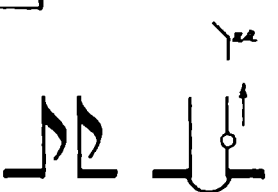
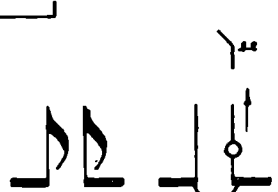

C



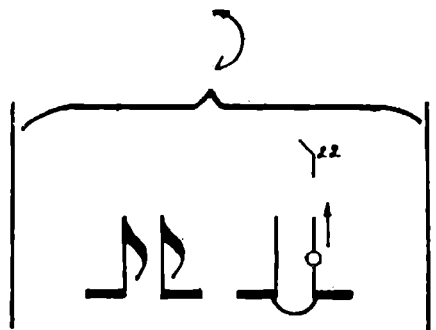
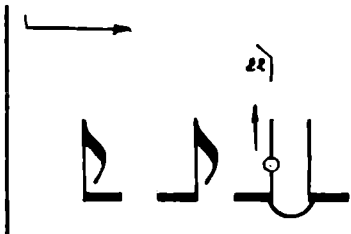
^



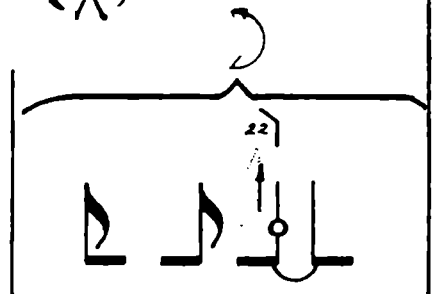

C			: :
^			: :

b			
C			

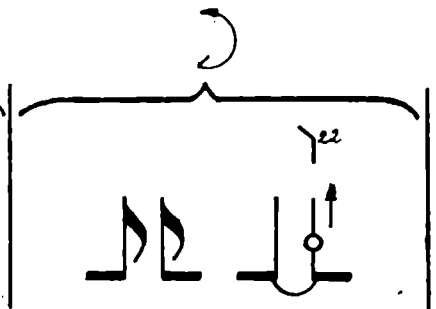
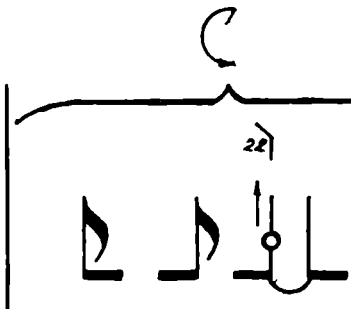
C



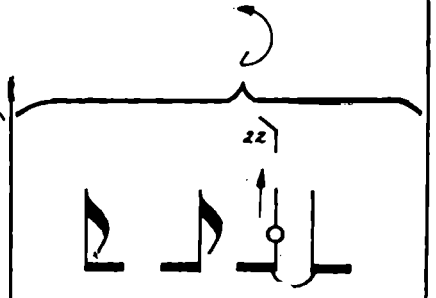
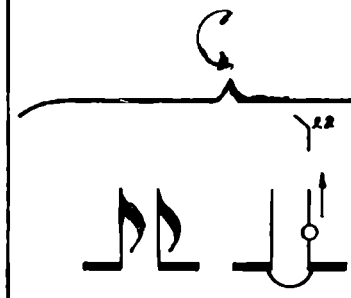
A



C



A



The image displays musical notation exercises for two positions: C (top) and A (bottom). Each position is shown in two columns of exercises, separated by a dashed line. The exercises consist of notes on a staff with stems, often grouped by a bracket and accompanied by a curved arrow indicating a sweep or glide. Fingerings are indicated by numbers 1, 2, and 3. A small square icon is present in the top right of each exercise group.

C Position Exercises:

- Top-left: A bracket groups three notes: a quarter note on the first line (fingering 2), a quarter note on the second line (fingering 2), and a half note on the second space (fingering 1). A curved arrow is above the bracket.
- Top-right: A bracket groups three notes: a half note on the second space (fingering 1), a quarter note on the second line (fingering 2), and a quarter note on the first line (fingering 1).
- Bottom-left: A bracket groups three notes: a quarter note on the second line (fingering 2), a quarter note on the second space (fingering 2), and a half note on the second space (fingering 1). A curved arrow is above the bracket.
- Bottom-right: A bracket groups three notes: a quarter note on the second space (fingering 1), a quarter note on the second line (fingering 2), and a quarter note on the first line (fingering 1).

A Position Exercises:

- Top-left: A bracket groups three notes: a quarter note on the second space (fingering 2), a quarter note on the third line (fingering 2), and a half note on the third space (fingering 1). A curved arrow is above the bracket.
- Top-right: A bracket groups three notes: a quarter note on the third space (fingering 1), a quarter note on the third line (fingering 2), and a quarter note on the second space (fingering 1).
- Bottom-left: A bracket groups three notes: a quarter note on the third line (fingering 2), a quarter note on the third space (fingering 2), and a half note on the third space (fingering 1). A curved arrow is above the bracket.
- Bottom-right: A bracket groups three notes: a quarter note on the third space (fingering 1), a quarter note on the third line (fingering 2), and a quarter note on the second space (fingering 1).

A dashed line separates the C and A positions. On the left side of this line, there is a symbol consisting of a curved arrow above a triangle, with a curved arrow below it.

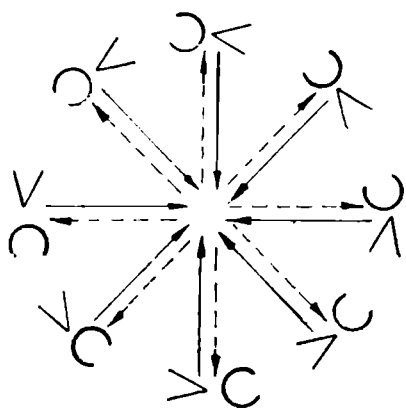
The image displays four musical exercises arranged in a 2x2 grid, separated by a vertical dashed line and a horizontal dashed line. Each exercise consists of a sequence of notes on a staff, with arrows indicating finger direction and a bracket above the notes.

- Top-Left (C):** Labeled 'C' on the left. Shows a sequence of notes with an upward arrow on the third note. Above the notes is a bracket with a curved arrow pointing right and the number '22'.
- Top-Right (A):** Labeled 'A' on the left. Shows a sequence of notes with an upward arrow on the third note. Above the notes is a bracket with a curved arrow pointing left and the number '21'.
- Bottom-Left (C):** Labeled 'C' on the left. Shows a sequence of notes with an upward arrow on the third note. Above the notes is a bracket with a curved arrow pointing right and the number '22'.
- Bottom-Right (A):** Labeled 'A' on the left. Shows a sequence of notes with an upward arrow on the third note. Above the notes is a bracket with a curved arrow pointing left and the number '21'.

The image displays four musical exercises arranged in a 2x2 grid. The top row is marked with a 'C' on the left, and the bottom row with an 'A' on the left. Each exercise consists of two measures, with a '22' marking and an upward arrow above the final note. The notes are on a five-line staff.

- Top-left exercise (C):** Measure 1 contains two eighth notes on the first and second lines. Measure 2 contains a quarter note on the second line with an upward arrow above it.
- Top-right exercise (C):** Measure 1 contains two eighth notes on the second and third lines. Measure 2 contains a quarter note on the third line with an upward arrow above it.
- Bottom-left exercise (A):** Measure 1 contains two eighth notes on the second and third lines. Measure 2 contains a quarter note on the third line with an upward arrow above it.
- Bottom-right exercise (A):** Measure 1 contains two eighth notes on the first and second lines. Measure 2 contains a quarter note on the second line with an upward arrow above it.

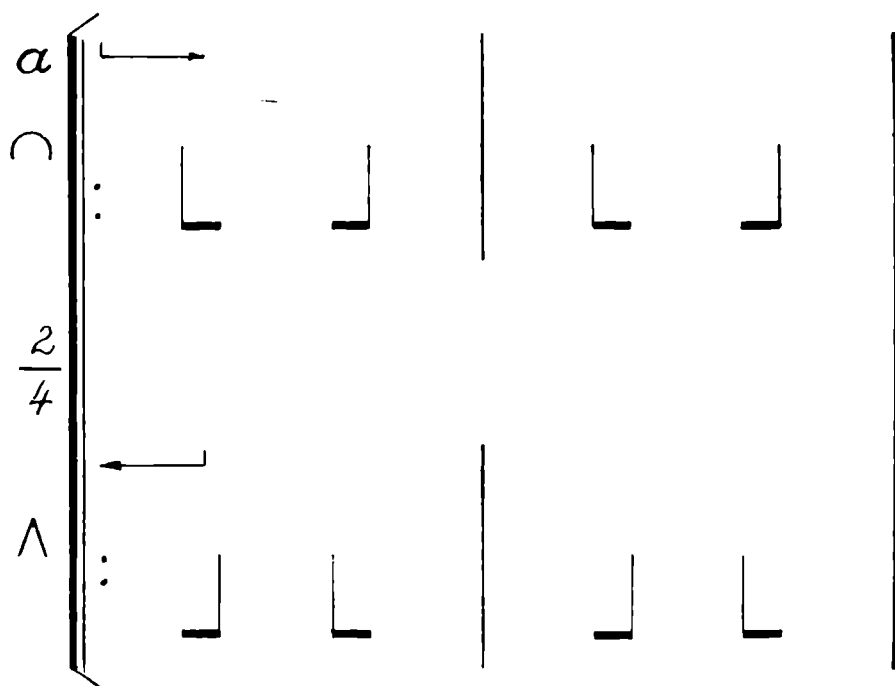
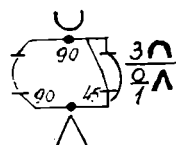
Clopoșelu



Localitatea : **Comuna Voinești**

Informatori : **Formația de dansuri
a Căminului cultural**

Data culegerii : **18 octombrie 1972**




C



^

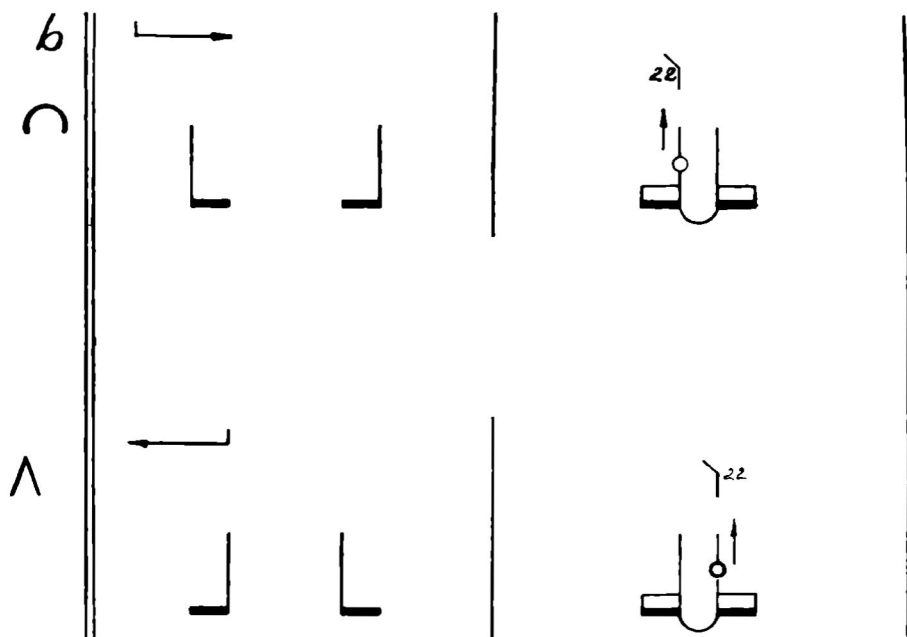
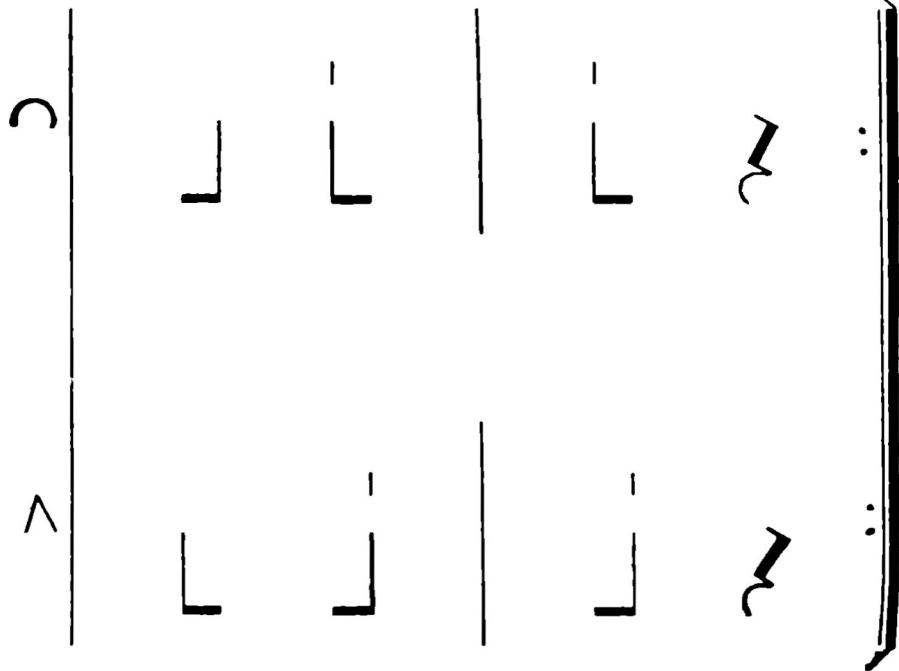


C



^





C

A

C

A

This musical score is for a double bassoon system, consisting of three systems of staves. Each system has a top staff (Clef C) and a bottom staff (Clef A). The notation includes eighth notes, quarter notes, and slurs. Fingerings '22' are indicated above notes. Breath marks (curved lines with arrows) are placed above notes. A large curved line with an arrow at the top of each system indicates a breath or phrasing mark. A dashed line separates the two staves in each system.

System 1:

- Top staff (Clef C): Eighth note, quarter note, quarter note with slur and '22' above it, quarter note with slur and '22' above it.
- Bottom staff (Clef A): Quarter note with slur and '22' above it, quarter note with slur and '22' above it, quarter note with slur and '22' above it, quarter note with slur and '22' above it.

System 2:

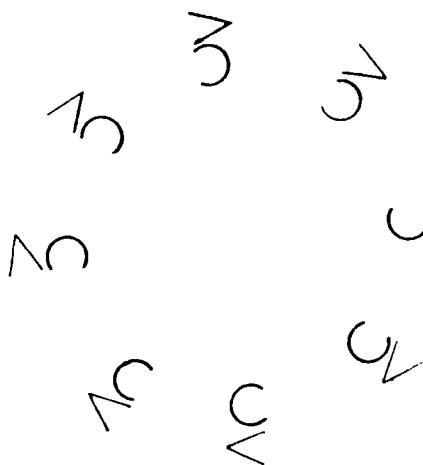
- Top staff (Clef C): Eighth note, quarter note, quarter note with slur and '22' above it, quarter note with slur and '22' above it.
- Bottom staff (Clef A): Quarter note with slur and '22' above it, quarter note with slur and '22' above it, quarter note with slur and '22' above it, quarter note with slur and '22' above it.

System 3:

- Top staff (Clef C): Eighth note, quarter note, quarter note with slur and '22' above it, quarter note with slur and '22' above it.
- Bottom staff (Clef A): Quarter note with slur and '22' above it, quarter note with slur and '22' above it, quarter note with slur and '22' above it, quarter note with slur and '22' above it.

The image displays two systems of musical notation, each consisting of two staves. The top system is marked with a 'C' on the left, and the bottom system is marked with an 'A' on the left. Each system is divided into two halves by a vertical line, with a circular symbol at the top center of each half. The notation includes rhythmic symbols (vertical lines with flags) and a circled '22' with an upward-pointing arrow above a horizontal line. Vertical ellipses on the right side of each staff indicate continuation. A dashed horizontal line separates the two systems.

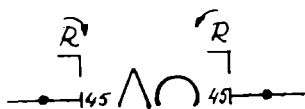
Dreapta



Localitatea : **Comuna Voinești**

Informatori : **Formația de dansuri
a Căminului cultural**

Data culegerii : **18 octombrie 1972**



Detailed musical notation for 'Dreapta'. The notation includes a staff with notes, rests, and a $\frac{2}{4}$ time signature. A vertical staff is labeled $15x$. The notation also includes a $\frac{2}{4}$ time signature and a \wedge symbol. The notation is accompanied by a vertical staff with a $15x$ multiplier and a vertical staff with a $15x$ multiplier. The notation includes a $\frac{2}{4}$ time signature and a \wedge symbol.

The image displays a 3x2 grid of musical notation exercises. Each exercise consists of a pair of notes (a quarter note and an eighth note) followed by a half note with a stem. A '45' fingering indicator and an upward-pointing arrow are placed above the half note. The exercises are grouped by a bracket and a curved arrow above them. The first row is marked with a 'C' on the left, and the second and third rows are marked with an 'A' on the left. A dashed horizontal line separates the first row from the second.

This image displays musical notation exercises for a C major scale, organized into four rows. Each row contains two measures, with a dashed line separating the first two rows from the last two rows.

- Row 1 (Top):** Ascending scale. The first measure contains notes C4, D4, E4, and F4 with fingerings 1, 2, 3, and 4 respectively. The second measure contains notes G4, A4, B4, and C5 with fingerings 1, 2, 3, and 4 respectively. A curved arrow above the first measure indicates an upward breath or phrasing mark.
- Row 2:** Descending scale. The first measure contains notes C5, B4, A4, and G4 with fingerings 4, 3, 2, and 1 respectively. The second measure contains notes F4, E4, D4, and C4 with fingerings 4, 3, 2, and 1 respectively. A curved arrow above the first measure indicates a downward breath or phrasing mark.
- Row 3:** Ascending scale. The first measure contains notes C4, D4, E4, and F4 with fingerings 1, 2, 3, and 4 respectively. The second measure contains notes G4, A4, B4, and C5 with fingerings 1, 2, 3, and 4 respectively. A curved arrow above the first measure indicates an upward breath or phrasing mark.
- Row 4 (Bottom):** Descending scale. The first measure contains notes C5, B4, A4, and G4 with fingerings 4, 3, 2, and 1 respectively. The second measure contains notes F4, E4, D4, and C4 with fingerings 4, 3, 2, and 1 respectively. A curved arrow above the first measure indicates a downward breath or phrasing mark.

On the left side of the page, there are four large characters: 'C', 'A', 'C', and 'A', corresponding to the four rows of exercises.

Diagram 1 (Top Left): A musical staff with a treble clef and a curved arrow above it. A bracket groups three notes: a quarter note, an eighth note, and a half note. The half note has an upward-pointing arrow and the label '45' above it.

Diagram 2 (Top Right): A musical staff with a treble clef and a curved arrow above it. A bracket groups three notes: a quarter note, an eighth note, and a half note. The half note has an upward-pointing arrow and the label '45' above it.

Diagram 3 (Middle Left): A musical staff with a treble clef and a curved arrow above it. A bracket groups three notes: a quarter note, an eighth note, and a half note. The half note has an upward-pointing arrow and the label '45' above it.

Diagram 4 (Middle Right): A musical staff with a treble clef and a curved arrow above it. A bracket groups three notes: a quarter note, an eighth note, and a half note. The half note has an upward-pointing arrow and the label '45' above it.

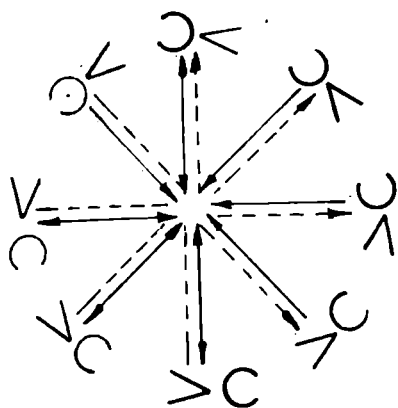
Diagram 5 (Bottom Left, Top): A musical staff with a treble clef and a curved arrow above it. A bracket groups three notes: a quarter note, an eighth note, and a half note. The half note has an upward-pointing arrow and the label '45' above it.

Diagram 6 (Bottom Left, Right): A musical staff with a treble clef. A square box is positioned above the first note. The staff contains three notes: a half note, a quarter note, and an eighth note. The half note has an upward-pointing arrow and the label '45' above it. The eighth note has the label '7' above it.

Diagram 7 (Bottom Left, Bottom): A musical staff with a treble clef and a curved arrow above it. A bracket groups three notes: a quarter note, an eighth note, and a half note. The half note has an upward-pointing arrow and the label '45' above it.

Diagram 8 (Bottom Left, Bottom): A musical staff with a treble clef. A square box is positioned above the first note. The staff contains three notes: a half note, a quarter note, and an eighth note. The half note has an upward-pointing arrow and the label '45' above it. The eighth note has the label '7' above it.

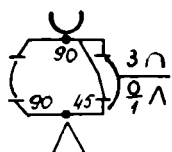
Floriceia



Localitatea : **Comuna Voinești**

Informatori : **Formația de dansuri
a Căminului cultural**

Data culegerii : **18 octombrie 1972**



a

$\frac{2}{4}$

Handwritten musical notation for two staves. The top staff is marked with a 'C' and the bottom with an '^'. Both staves have a right-pointing arrow above the first measure. The notation consists of eighth and quarter notes, with a final note in the second measure of each staff marked with a '45' and an upward-pointing arrow.

Handwritten musical notation for two staves, marked with a 'C' and an '^'. The notation is enclosed in large brackets. The top staff has a '45' with an upward arrow above the second measure, and the bottom staff has a '45' with an upward arrow above the first measure. A dashed line with a circled '^' symbol is positioned between the two staves. Small circular symbols are placed above the first and second measures of the top staff and below the first and second measures of the bottom staff.

C

Musical notation for the first system, right side (C). It features a treble clef, a key signature of one flat, and a 4/4 time signature. The notation consists of four notes: a quarter note G4, a quarter note A4, a quarter note B4, and a half note C5. An upward-pointing arrow is positioned above the B4 note, with the number '45' written above it. A curved arrow above the staff indicates a rightward rotation.

^

Musical notation for the first system, left side (^). It features a bass clef, a key signature of one flat, and a 4/4 time signature. The notation consists of four notes: a quarter note G3, a quarter note A3, a quarter note B3, and a half note C4. An upward-pointing arrow is positioned above the B3 note, with the number '45' written above it. A curved arrow above the staff indicates a rightward rotation.

C

C

Musical notation for the second system, right side (C). It features a treble clef, a key signature of one flat, and a 4/4 time signature. The notation consists of four notes: a quarter note G4, a quarter note A4, a quarter note B4, and a half note C5. An upward-pointing arrow is positioned above the B4 note, with the number '45' written above it. A curved arrow above the staff indicates a rightward rotation.

(^)

^


Musical notation for the second system, left side (^). It features a bass clef, a key signature of one flat, and a 4/4 time signature. The notation consists of four notes: a quarter note G3, a quarter note A3, a quarter note B3, and a half note C4. An upward-pointing arrow is positioned above the B3 note, with the number '45' written above it. A curved arrow above the staff indicates a rightward rotation.

The image displays two systems of handwritten musical notation, labeled 'C' and 'A'. Each system consists of two measures of music, separated by a vertical bar line. A large bracket spans both measures of each system, and a circle with a downward-pointing arrow is positioned above the center of each bracket. A dashed horizontal line separates the two systems.

System C: The first measure contains three notes: a quarter note, an eighth note, and a half note. Above the half note is a circled '45' with an upward-pointing arrow. The second measure contains two notes: a quarter note and a half note. Above the half note is a circled '45' with an upward-pointing arrow.

System A: The first measure contains two notes: a quarter note and a half note. Above the half note is a circled '45' with an upward-pointing arrow. The second measure contains three notes: a quarter note, an eighth note, and a half note. Above the half note is a circled '45' with an upward-pointing arrow.


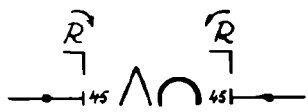
Sunătorica



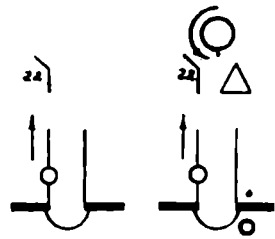
Localitatea : **Comuna Voinești**

Informatori : **Formația de dansuri
a Căminului cultural**

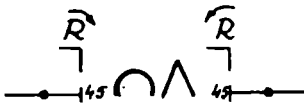
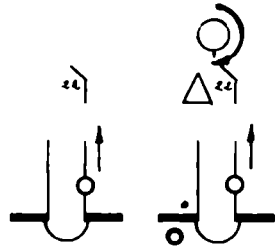
Data culegerii : **18 octombrie 1972**



C



^



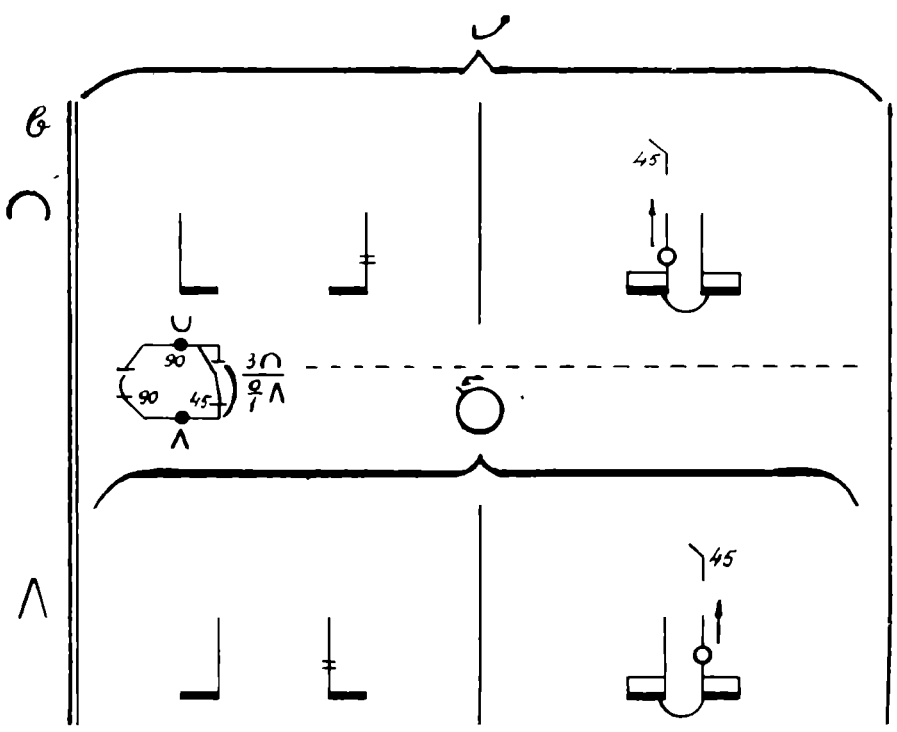
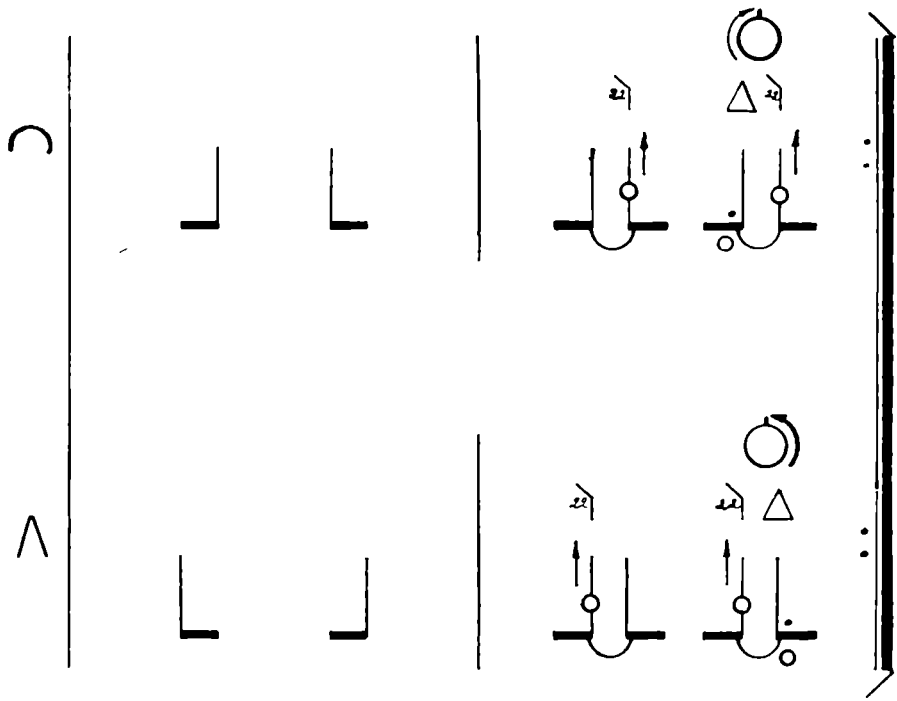
C



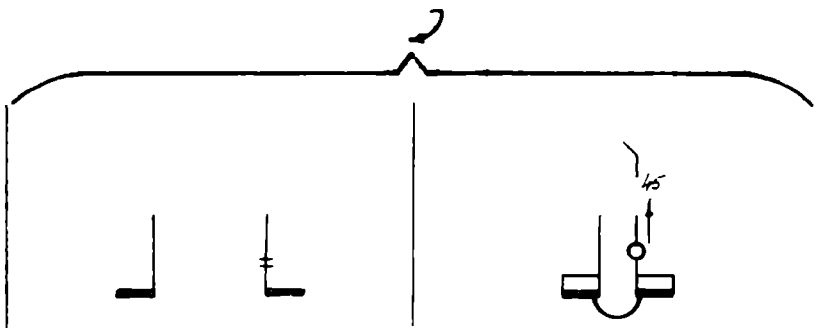
CV

^

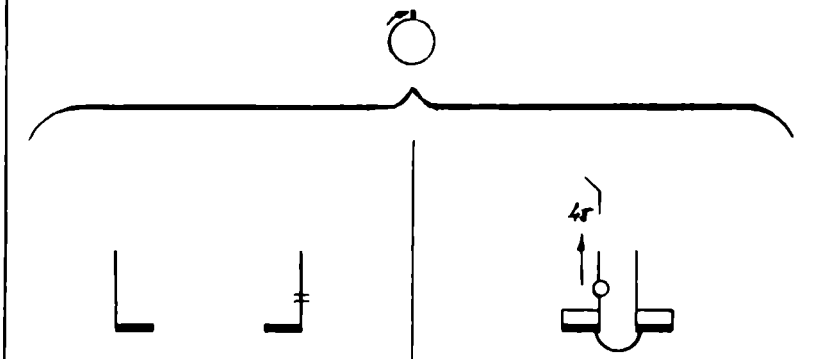




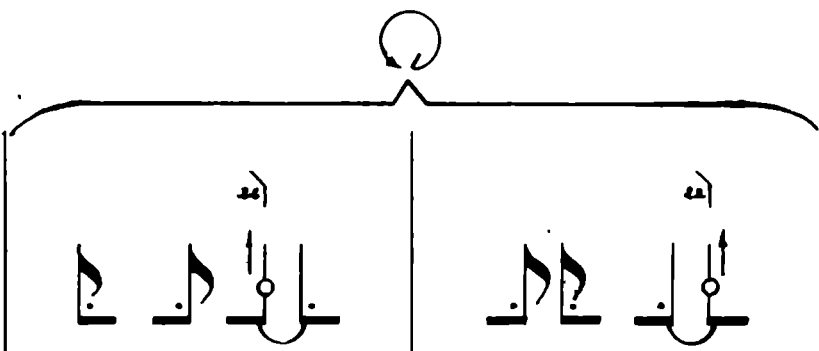
C



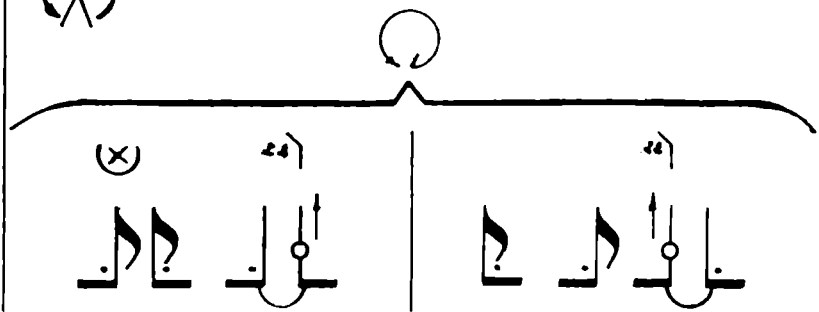
^



C



^



C

27 28

V

29 30


C

31 32

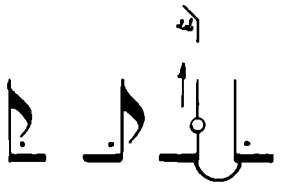

V

33 34


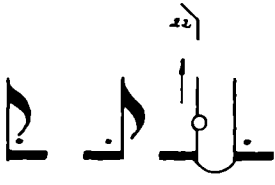
C



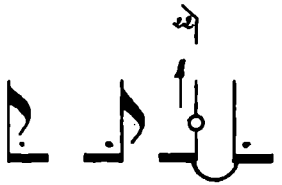

^



C



^



The image displays two systems of musical notation, labeled 'C' and 'V', each containing two measures of music. The notation is simplified, focusing on rhythmic patterns and stem directions.

System C:

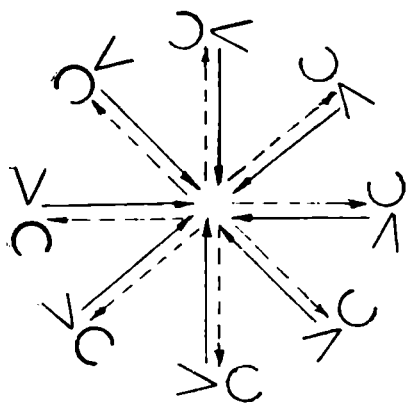
- Measure 1:** A quarter note with a stem pointing up, followed by a quarter note with a stem pointing down, and a half note with a stem pointing up.
- Measure 2:** A quarter note with a stem pointing down, followed by a quarter note with a stem pointing up, and a half note with a stem pointing down.

System V:

- Measure 1:** A quarter note with a stem pointing up, followed by a quarter note with a stem pointing down, and a half note with a stem pointing up.
- Measure 2:** A quarter note with a stem pointing down, followed by a quarter note with a stem pointing up, and a half note with a stem pointing down.

Each system is enclosed in a bracket with a circular arrow above it, indicating a repeat. A dashed horizontal line separates the two systems. The labels 'C' and 'V' are positioned to the left of their respective systems.

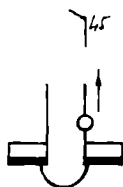
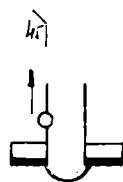
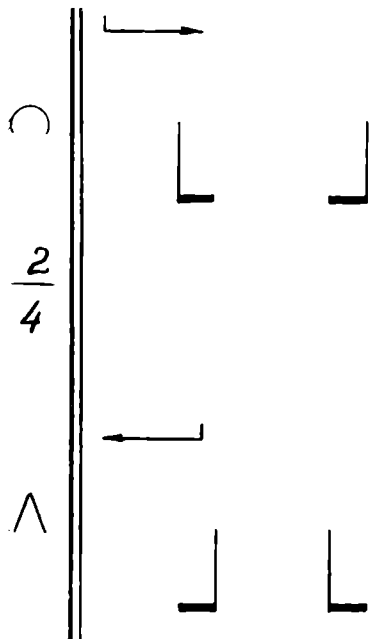
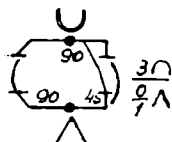
Șapte giște

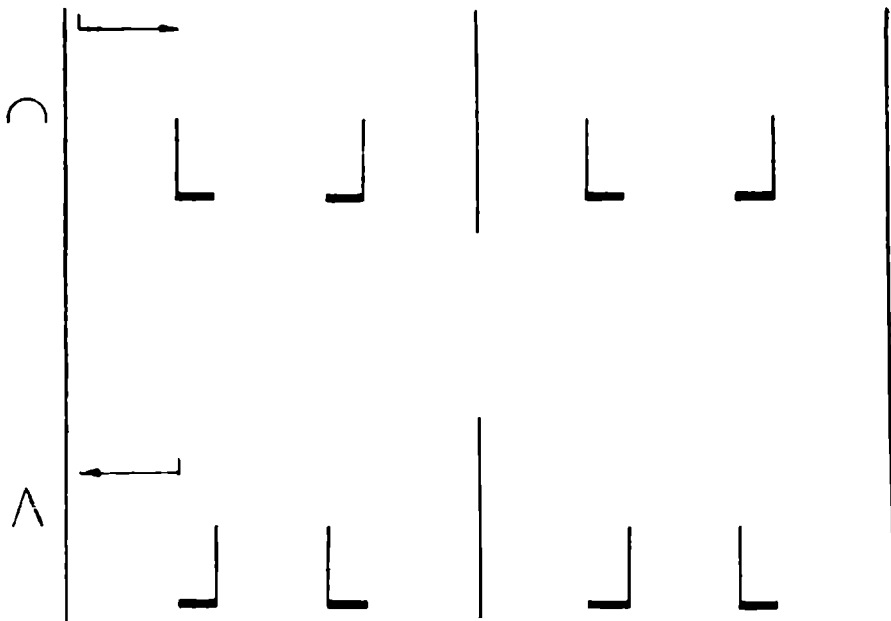
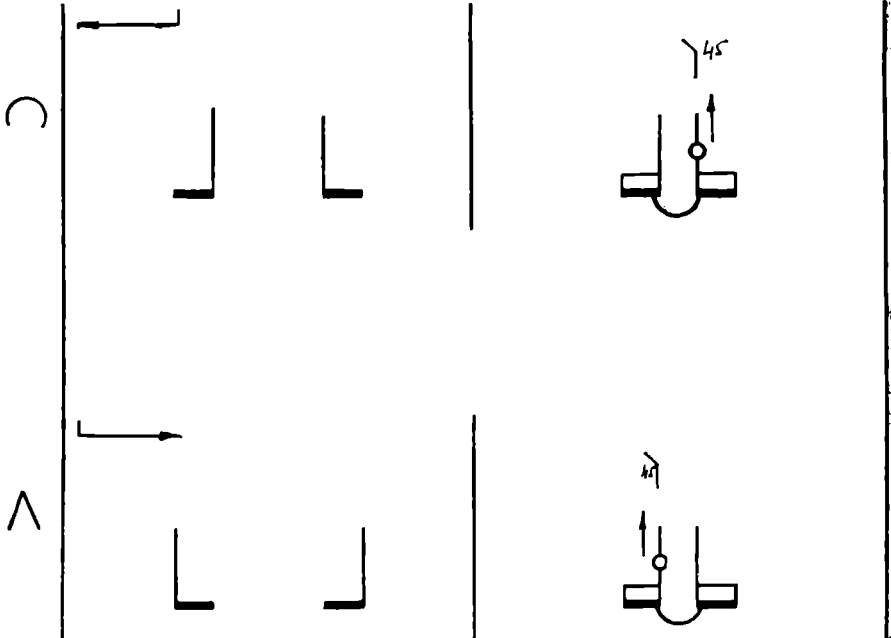


Localitatea : **Comuna Voinești**

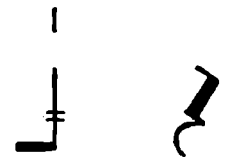
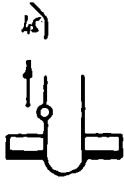
Informatori : **Formația de dansuri
a Căminului cultural**

Data culegerii : **18 octombrie 1972**

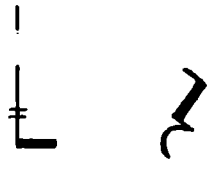
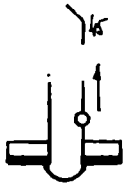




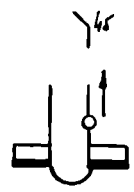

C



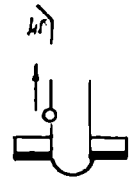

^

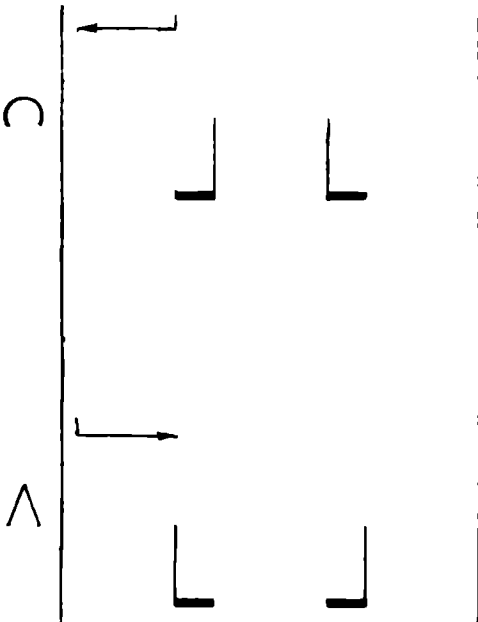
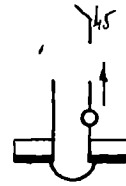
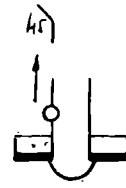
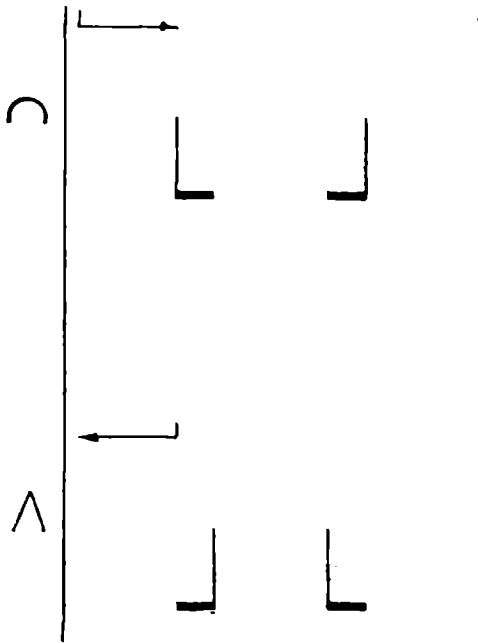


C



^





Handwriting practice for the letter 'C' (Cursive) and 'A' (Cursive).

Cursive 'C': The first row shows two simple 'C' shapes. The second row shows a 'C' shape followed by a more complex 'C' shape with a dot below it and an arrow pointing up, labeled '45'.

Cursive 'A': The first row shows two simple 'A' shapes. The second row shows an 'A' shape followed by a more complex 'A' shape with a dot below it and an arrow pointing up, labeled '45'.

Handwriting practice for the letter 'C' (Cursive) and 'A' (Cursive) with musical notation and stroke order diagrams.

Cursive 'C': The first row shows two musical notes (quarter notes) followed by a 'C' shape with a dot below it and an arrow pointing up, labeled '22'. The second row shows two musical notes (quarter notes) followed by a 'C' shape with a dot below it and an arrow pointing up, labeled '22'. Below this is a dashed line with three circular diagrams showing the stroke order for the 'C' shape, with arrows indicating the direction of the stroke.

Cursive 'A': The first row shows two musical notes (quarter notes) followed by a 'A' shape with a dot below it and an arrow pointing up, labeled '22'. The second row shows two musical notes (quarter notes) followed by a 'A' shape with a dot below it and an arrow pointing up, labeled '22'.

C

Musical notation for the first system, C-clef. It consists of two measures separated by a vertical bar line. A large brace above the two measures is topped with a curved arrow pointing to the right. Above the first measure, there is a circled '22' with a rightward-pointing arrow. The notation includes a quarter note, an eighth note, and a half note with a stem and a circle, with an upward-pointing arrow above the circle.

V

Musical notation for the second system, V-clef. It consists of two measures separated by a vertical bar line. A large brace above the two measures is topped with a curved arrow pointing to the right. Above the first measure, there is a circled '22' with a rightward-pointing arrow. The notation includes a quarter note, an eighth note, and a half note with a stem and a circle, with an upward-pointing arrow above the circle.

C

Musical notation for the third system, C-clef. It consists of two measures separated by a vertical bar line. A large brace above the two measures is topped with a curved arrow pointing to the right. Above the first measure, there is a circled '22' with a rightward-pointing arrow. The notation includes a quarter note, an eighth note, and a half note with a stem and a circle, with an upward-pointing arrow above the circle.

V

Musical notation for the fourth system, V-clef. It consists of two measures separated by a vertical bar line. A large brace above the two measures is topped with a curved arrow pointing to the right. Above the first measure, there is a circled '22' with a rightward-pointing arrow. The notation includes a quarter note, an eighth note, and a half note with a stem and a circle, with an upward-pointing arrow above the circle.

C

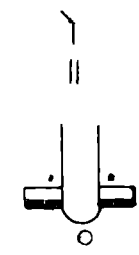
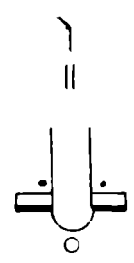
V

C

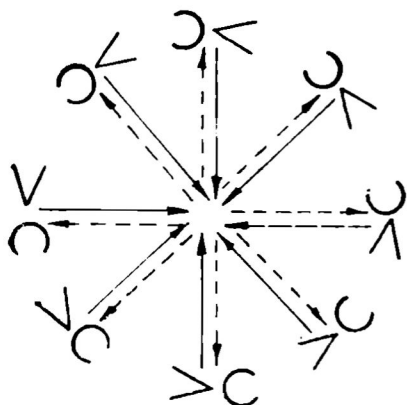
V

C

A



Ș-are măi

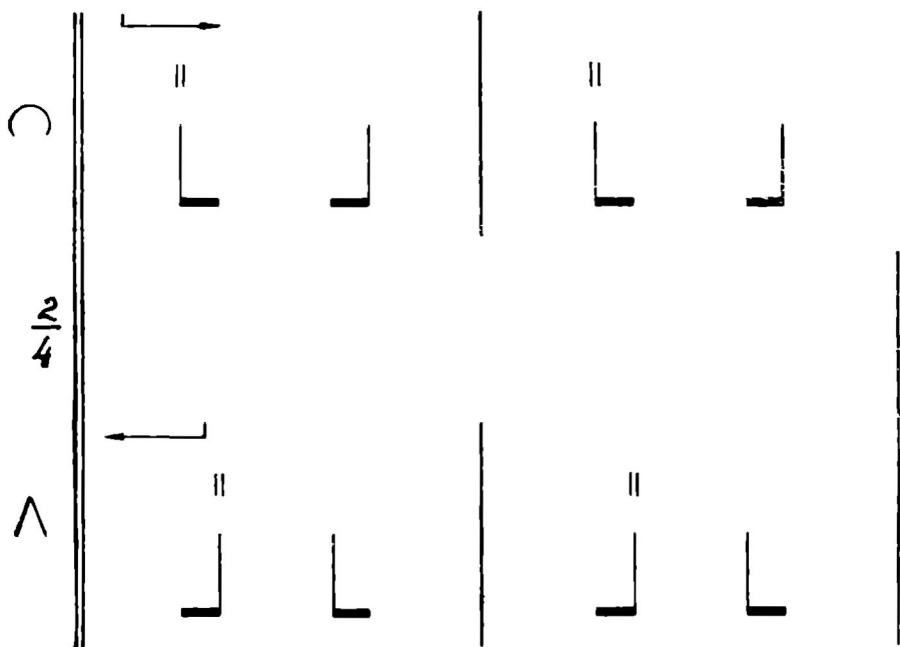
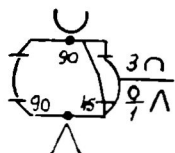


Localitatea : **Comuna Voinești**

Informatori : **Formația de dansuri
a Căminului cultural**

Data culegerii : **18 octombrie 1972**

Succesiune : **se execută a, b, a, c.**



)		

)		

Handwritten musical notation on a page with two systems. The first system is marked with a 'C' on the left, and the second with an '^' on the left. Each system contains two measures separated by a vertical bar line. The notation consists of stylized notes on a four-line staff. The first measure of each system contains two notes, each with a double bar above it. The second measure contains two notes, with the second note having a double bar and a '22' above it, and an upward-pointing arrow next to it.

Handwritten musical notation on a page with two systems. The first system is marked with a 'C' on the left, and the second with an '^' on the left. Each system contains two measures separated by a vertical bar line. The notation consists of stylized notes on a four-line staff. The first measure of each system contains two notes, with the second note having a double bar and a '22' above it, and an upward-pointing arrow next to it. The second measure contains two notes, with the second note having a double bar and a '22' above it, and an upward-pointing arrow next to it. A dashed line separates the two systems, with a circled 'C' above it and a circled '^' below it. A circular arrow symbol is positioned above the bar line of each system.

C

22)

A

22)

C

22)

A

22)

C

22 22 22

A

22 21 22

This section contains two systems of musical notation, labeled C and A. Each system is divided into two staves. The top staff of system C shows two eighth notes followed by a half note with a circle and an upward arrow, with a fingering of 22. The bottom staff of system C shows two half notes, each with a circle and an upward arrow, with a fingering of 22. System A follows a similar pattern, with the top staff showing two eighth notes followed by a half note with a circle and an upward arrow (fingering 22), and the bottom staff showing two half notes with circles and upward arrows (fingerings 21 and 22). A dashed line separates the two systems.

e

22


A

21

This section contains two systems of musical notation, labeled e and A. System e has a thick vertical line on the left with an arrow pointing right at the top and left at the bottom. The top staff shows four eighth notes, with the last one having a circle and an upward arrow (fingering 22). The bottom staff shows four eighth notes, with the last one having a circle and an upward arrow (fingering 21). System A follows a similar pattern, with the top staff showing two eighth notes followed by a half note with a circle and an upward arrow (fingering 22), and the bottom staff showing two eighth notes followed by a half note with a circle and an upward arrow (fingering 21).

The image displays two musical staves, labeled C and V, with rhythmic notation. Staff C (top) begins with a common time signature 'C' and a right-pointing arrow above the staff. It contains two measures of music, each with two eighth notes. Staff V (bottom) begins with a 'V' time signature and a right-pointing arrow above the staff. It contains two measures of music, each with two eighth notes. Both staves conclude with a final measure containing a half note with a fermata above it. The fermata on staff C is marked with the number '22' and an upward-pointing arrow. The fermata on staff V is marked with the number '22' and a downward-pointing arrow. A large right-facing curly bracket on the right side of the page groups the final measures of both staves.

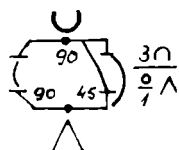
Șotișă



Localitatea : **Comuna Voinești**

Informatori : **Formația de dansuri
a Căminului cultural**

Data culegerii : **18 octombrie 1972**



α
 $\frac{3}{8}$

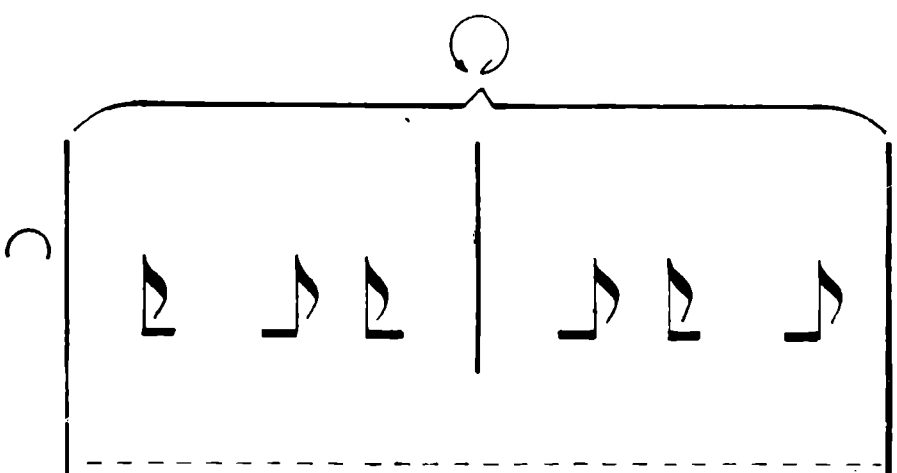
The image displays four rows of musical notation exercises, organized into two pairs. Each pair consists of a staff with a dynamic marking (Crescendo or Decrescendo) and a corresponding rhythmic pattern.

- Row 1 (Crescendo):** A staff with a 'C' dynamic marking. It shows a sequence of three eighth notes: a quarter note, a quarter note with a sharp sign, and another quarter note. A bracket above the notes is accompanied by a curved arrow pointing upwards, indicating a crescendo. To the right of the staff is a small square box. Further right is a single eighth note with a sharp sign and a double bar line above it.
- Row 2 (Decrescendo):** A staff with an '^' dynamic marking. It shows a sequence of three eighth notes: a quarter note, a quarter note with a sharp sign, and another quarter note. A bracket above the notes is accompanied by a curved arrow pointing downwards, indicating a decrescendo. To the left of the staff are a square box and a circle with an 'x' inside. Further right is a single eighth note with a sharp sign and a double bar line above it.
- Row 3 (Crescendo):** A staff with a 'C' dynamic marking. It shows two measures. The first measure contains a half note with a black left half and a white right half, with an arrow pointing to the right above it. The second measure contains a whole note with a sharp sign. To the right is a corresponding pair of notes: a half note with a black left half and a white right half, and a whole note with a sharp sign.
- Row 4 (Decrescendo):** A staff with an '^' dynamic marking. It shows two measures. The first measure contains a half note with a white left half and a black right half, with an arrow pointing to the left above it. The second measure contains a whole note with a sharp sign. To the right is a corresponding pair of notes: a half note with a white left half and a black right half, and a whole note with a sharp sign.

Musical notation for a two-measure exercise. The top staff (treble clef) contains three eighth notes (G4, A4, B4) grouped by a slur with a fermata above it. A square box is positioned to the right of the staff. The bottom staff (bass clef) contains three eighth notes (G3, A3, B3) grouped by a slur with a fermata above it. A square box is positioned to the left of the staff. To the right of the staves are two vertical lines with double bars and dots, indicating repeat signs.


Musical notation for a four-measure exercise. The top staff (treble clef) contains six eighth notes (G4, A4, B4, G4, A4, B4) grouped by a slur with a fermata above it. A dashed line is positioned below the first three notes. The bottom staff (bass clef) contains six eighth notes (G3, A3, B3, G3, A3, B3) grouped by a slur with a fermata above it. A dashed line is positioned above the first three notes.

C




A musical staff with a C-clef on the left. A bracket above the staff spans the entire width. A vertical line divides the staff into two halves. The left half contains three eighth notes: a quarter note, an eighth note, and a quarter note. The right half contains three eighth notes: a quarter note, an eighth note, and a quarter note. A dashed line is positioned below the staff.

^



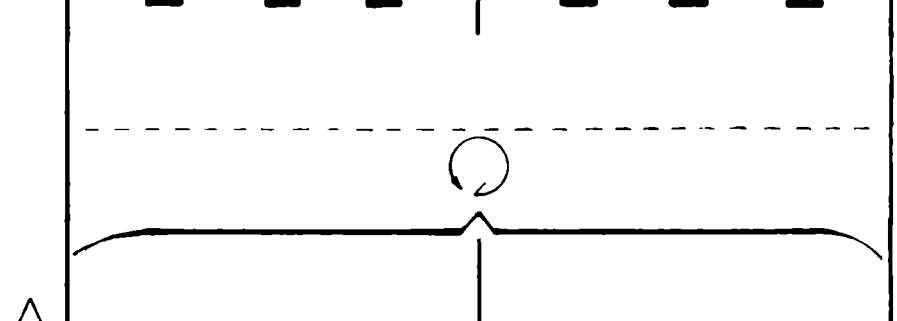
A musical staff with an ^-mark on the left. A bracket above the staff spans the entire width. A vertical line divides the staff into two halves. The left half contains three eighth notes: a quarter note, an eighth note, and a quarter note. The right half contains three eighth notes: a quarter note, an eighth note, and a quarter note. A dashed line is positioned below the staff.

C



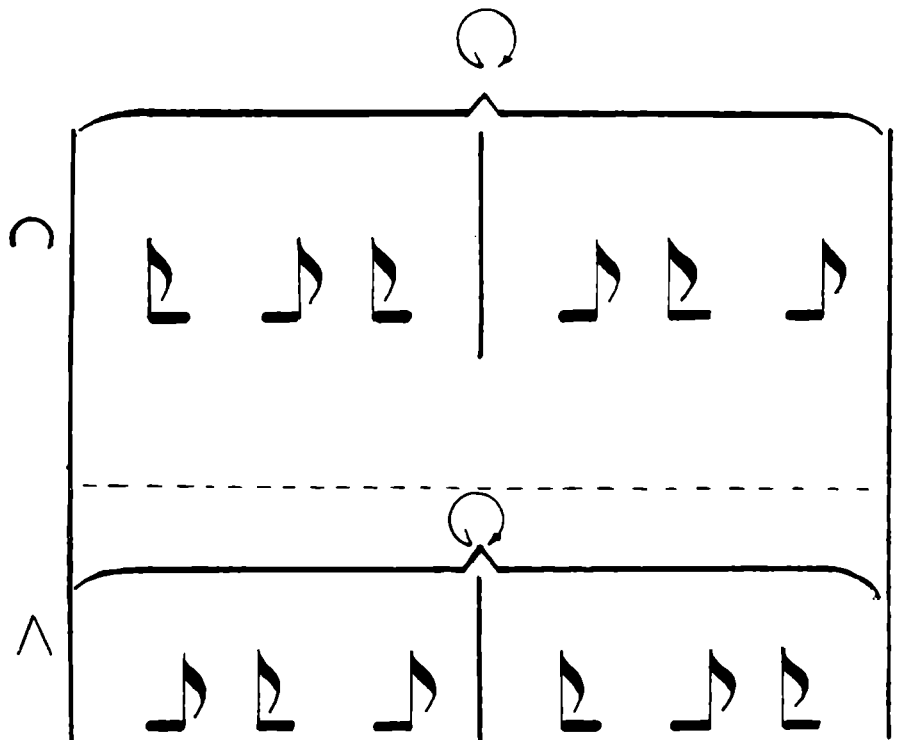
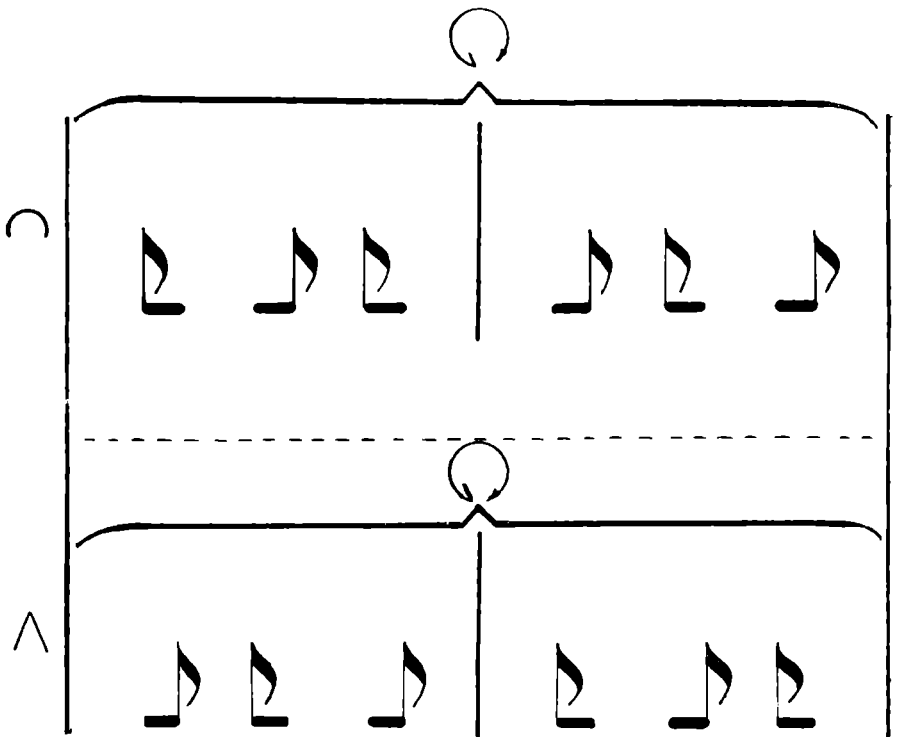
A musical staff with a C-clef on the left. A bracket above the staff spans the entire width. A vertical line divides the staff into two halves. The left half contains three eighth notes: a quarter note, an eighth note, and a quarter note. The right half contains three eighth notes: a quarter note, an eighth note, and a quarter note. A dashed line is positioned below the staff.

^



A musical staff with an ^-mark on the left. A bracket above the staff spans the entire width. A vertical line divides the staff into two halves. The left half contains three eighth notes: a quarter note, an eighth note, and a quarter note. The right half contains three eighth notes: a quarter note, an eighth note, and a quarter note. A dashed line is positioned below the staff.


The image displays a musical exercise on a grand staff, consisting of four measures. The top staff is in C major, indicated by a 'C' time signature. The bottom staff is in A major, indicated by an 'A' time signature. The exercise is divided into two pairs of measures by a central bar line. Each pair is bracketed together and has a circular arrow above it, indicating a repeat. The first pair of measures (measures 1 and 2) features a sequence of eighth notes in the right hand: C4, D4, E4, F4, G4, A4. The second pair of measures (measures 3 and 4) features a sequence of eighth notes in the left hand: A3, G3, F3, E3, D3, C3. A dashed line separates the two staves, and a circular arrow above the dashed line indicates a repeat of the entire exercise.



The image shows a musical exercise on two staves. The top staff is marked with a common time signature 'C' and the bottom staff with an 'A' time signature. Both staves are enclosed in a large bracket with a repeat sign at the top and bottom. A central bar line divides each staff into two measures. The top staff contains six eighth notes: three in the first measure and three in the second. The bottom staff contains six eighth notes: three in the first measure and three in the second.

**Jocuri
bărbătești**

Băitaneasa



Localitatea : **Comuna Dragomirești**
satul Rădeni

Informator : **TĂLPĂLARU VASILE**

Data culegerii : **28 februarie 1973**



<p><i>a</i></p> <p>$\frac{2}{4}$</p>	<p>←</p>	<p>(X)</p>	<p>22)</p>	
	<p>Verde foaie</p> <p>Băită - neste</p> <p>Să ju - căm</p> <p>Și s-o - batem</p>	<p>de tri - foi</p> <p>măi flă - căi</p> <p>pe a - mă - gele</p> <p>la pō - dele</p>		
	<p>←</p>	<p>(X)</p>	<p>22)</p>	
				<p>4x</p>

6

Mocă - naș - te

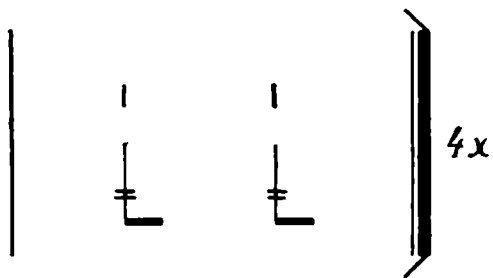


S-o dus una
 S-o dus două
 S-o dus nouă
 S-o dus zece

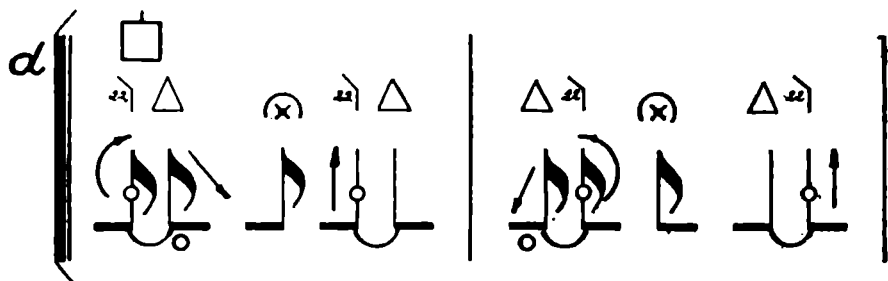
e

Hai la două

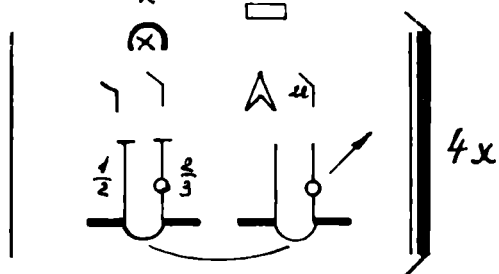




S-o dus una
 S-o dus două
 S-o dus nouă
 S-o dus zece




Si cur - liqu-n fa - tă ia



S-o dus una
 S-o dus două
 S-o dus nouă
 S-o dus zece

e


Si cir-liqu-n spa-te ia

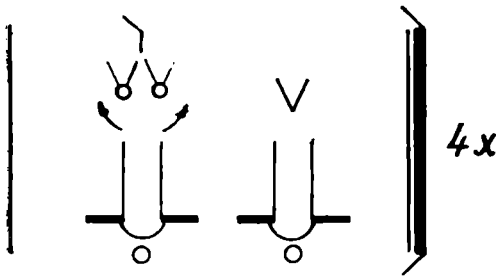


*S-o dus una
S-o dus două
S-o dus nouă
S-o dus zece*

f

Si-n căl-cii





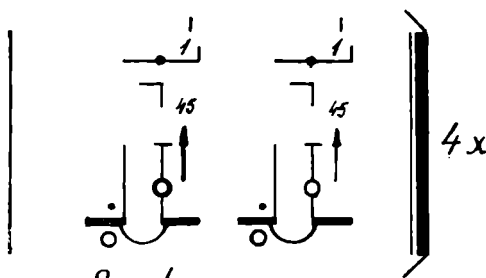
S-o dus una
 S-o dus două
 S-o dus nouă
 S-o dus zece

g

The second system begins with a 'g' time signature. It contains two musical staves. The first staff has a note with an accent (triangle) above it, and the second staff has a note with an accent above it. A large bracket on the right indicates a repeat of 4 times.

La pi - cior

□
 □
 □



S-o dus una
 S-o dus două
 S-o dus nouă
 S-o dus zece

h

For - fe - cta,

cu - a - min - două



S-o dus una

S-o dus două

S-o dus nouă

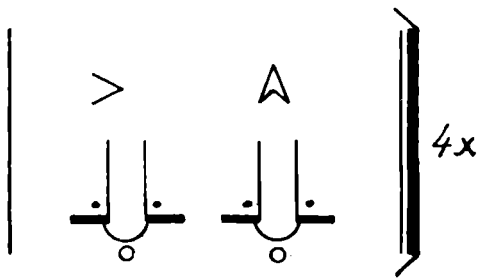
S-o dus zece

i

Si - n ge - nunche

la po - dele





S-o dus

una

S-o dus

două


S-o dus

trei

S-o dus

patru

Țanțu



Localitatea : Comuna Dragomirești,
satul Rădeni

Informator : TĂLPĂLARU VASILE

Data culegerii : 28 februarie 1973



$\frac{2}{4}$


J - a - uzi una
 J - a - uzi două
 J - a - uzi nouă

J - a - uzi zece Și s-o ba - tem

<p>la po-dea</p>	

nx

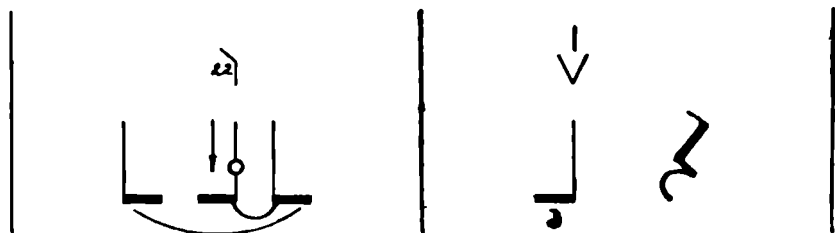
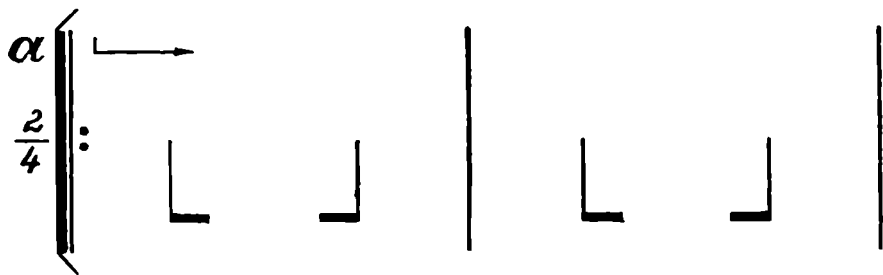
Sîrba de la Rădeni

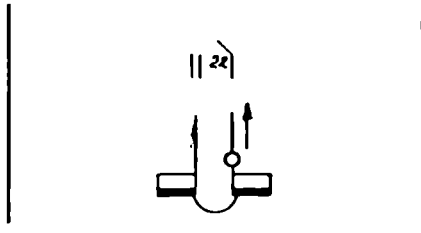
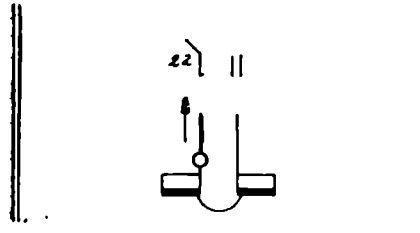
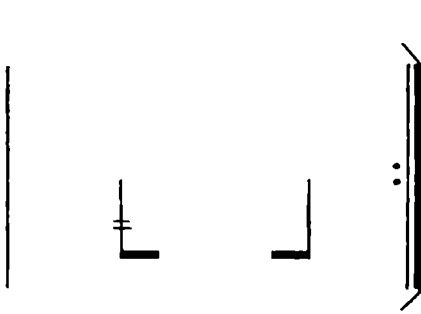
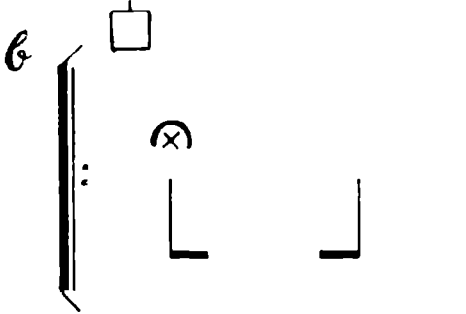
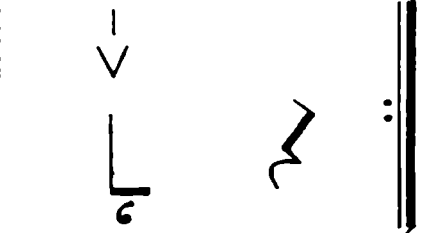
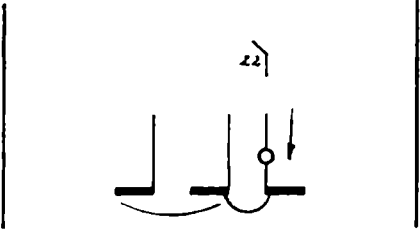
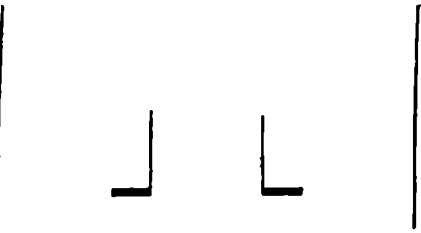
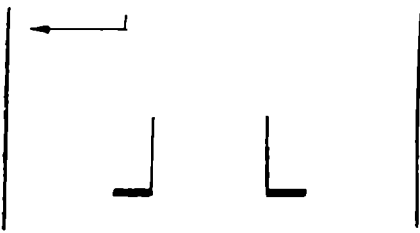


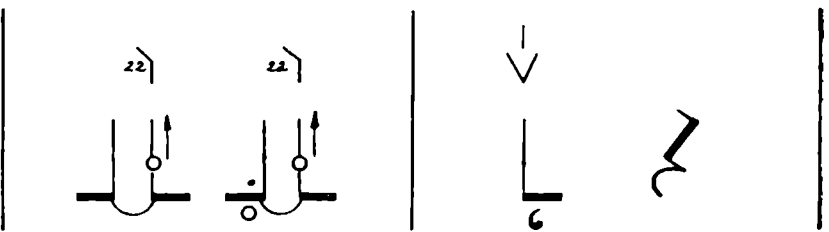
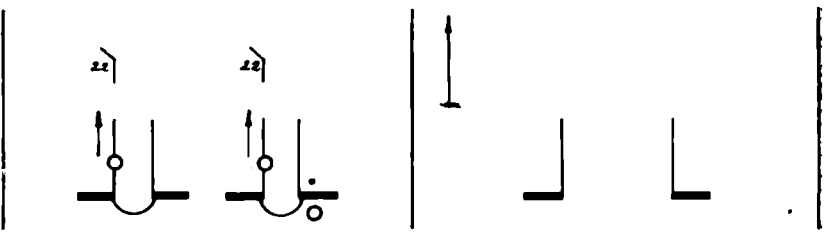
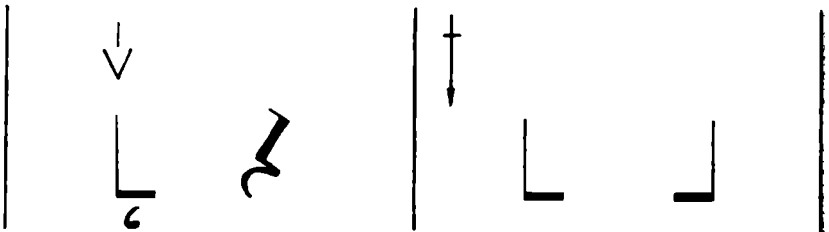
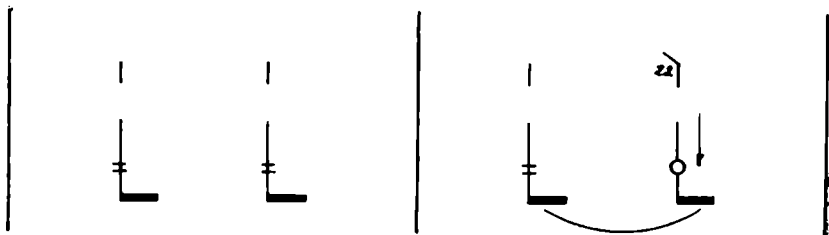
Localitatea : **Comuna Dragomirești,**
satul Rădeni

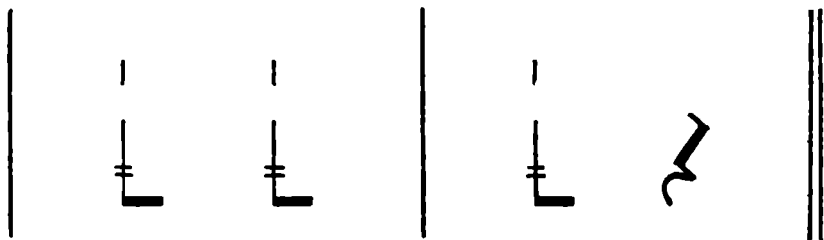
Informator : **TĂLPĂLARU VASILE**

Data culegerii : **28 februarie 1973**










Corăghiasea

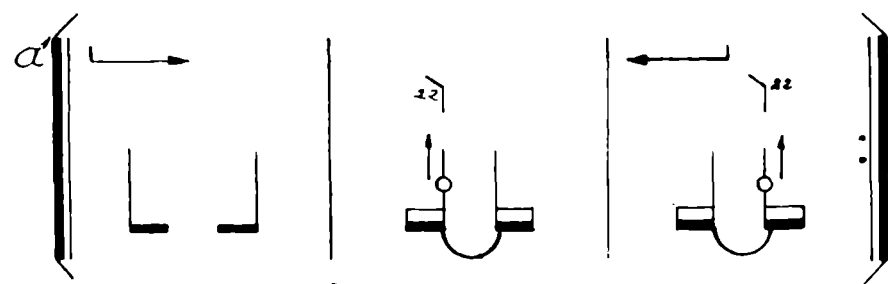
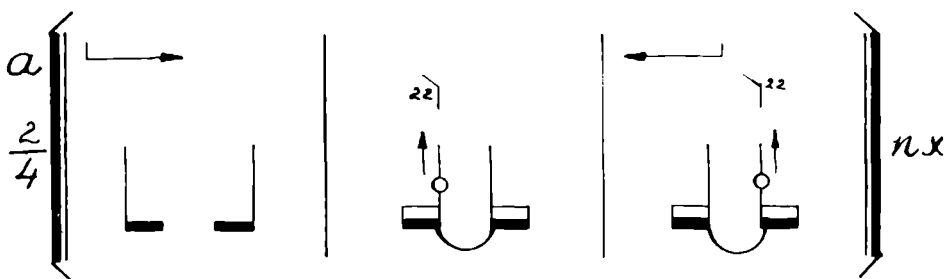


Localitatea : **Comuna Ivești**

Informator : **Bejan Nicolae**

Data culegerii : **6 noiembrie 1972**

Sucesiune : **a, a', b ; a, a², c ;
a, a³, d.**



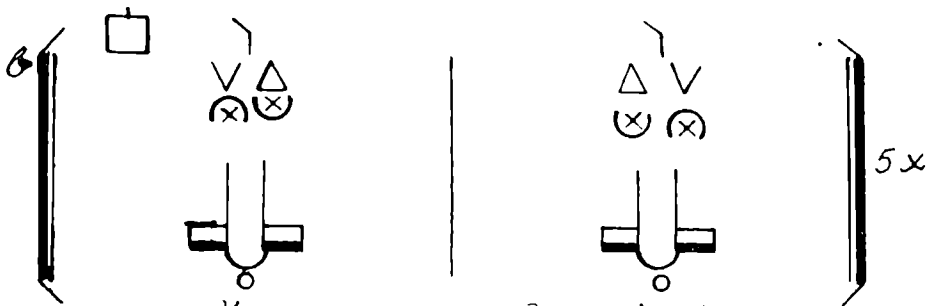
Frunze - lită

Cu - amîn - două

baraboi

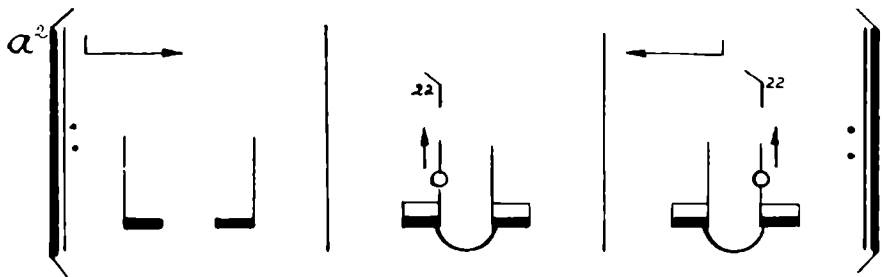
măi flăcăi



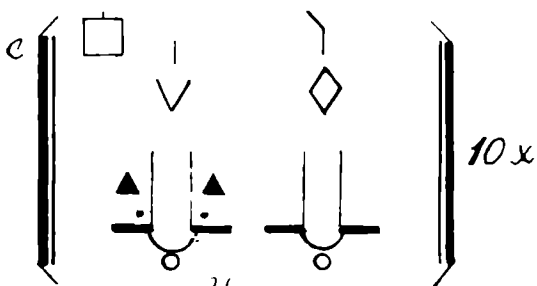


Una
Trei
Cinci
Sapte
Novă

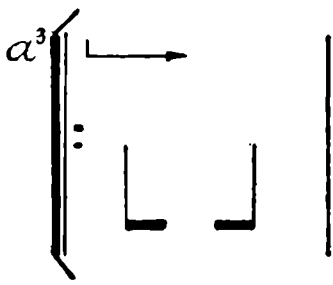
Două
Patru
Șase
Opt
Zece



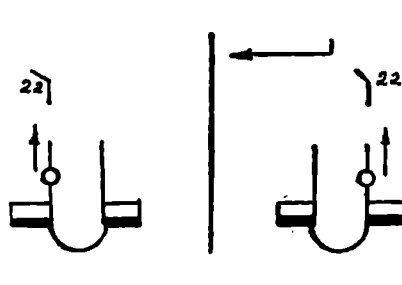
Și-altă foaie de cires,
S-o facem în căleuș



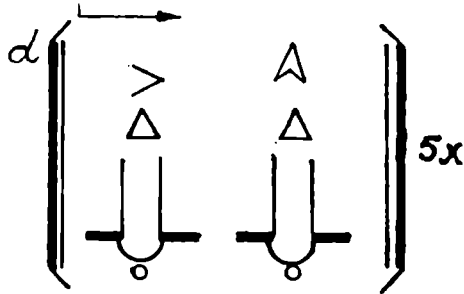
Una
Două
Trei ...
Zece



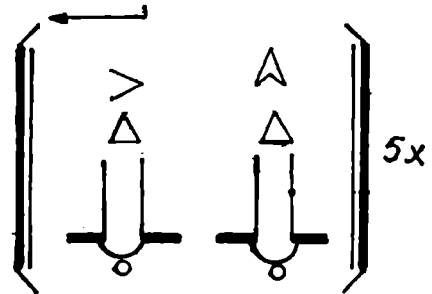
Si - altă foaie
În ge - nurche



bob năut
la pămînt




U - na
Do - uă
Tre - i
Si - n - că
Tre - z



U - na
Do - uă
Tre - i
Sîr - ba
Măi - z

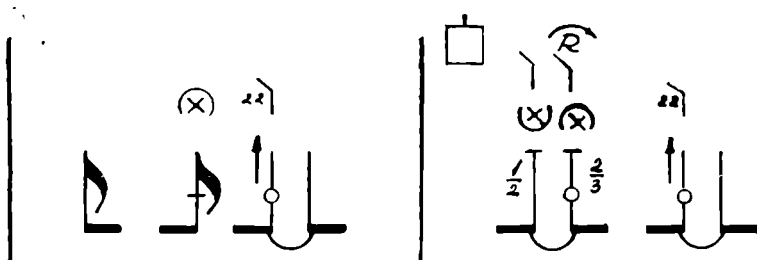
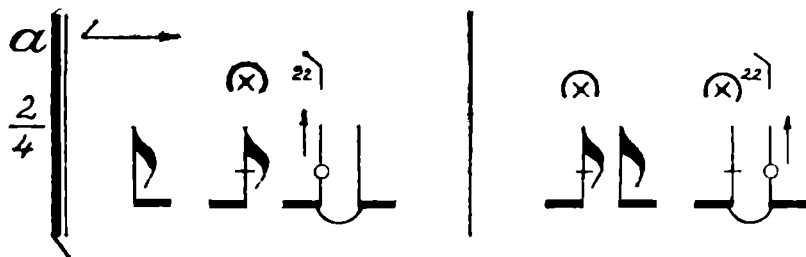
Mîna pe bătăi



Localitatea : **Comuna Ivești**

Informator : **Bejan Nicolae**

Data culegerii : **6 noiembrie 1972**

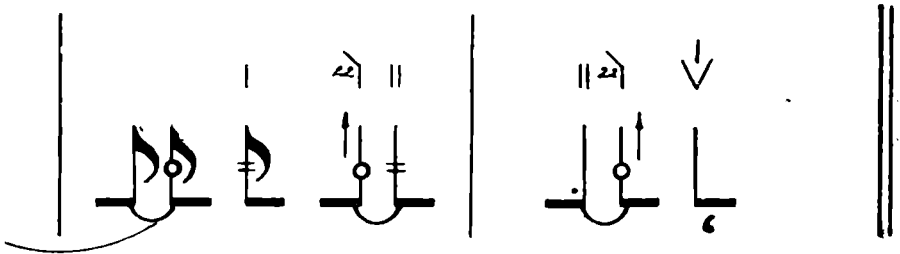
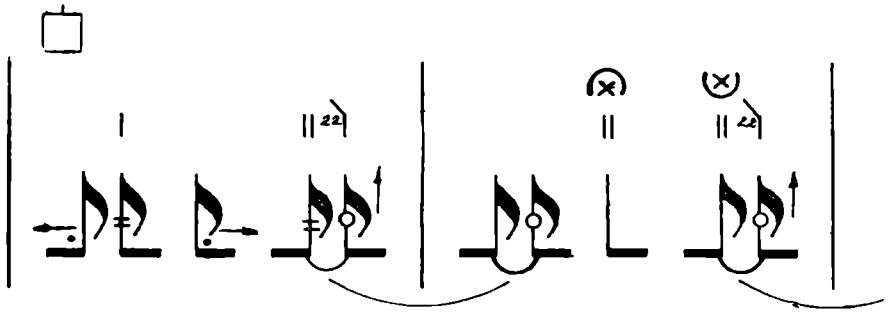
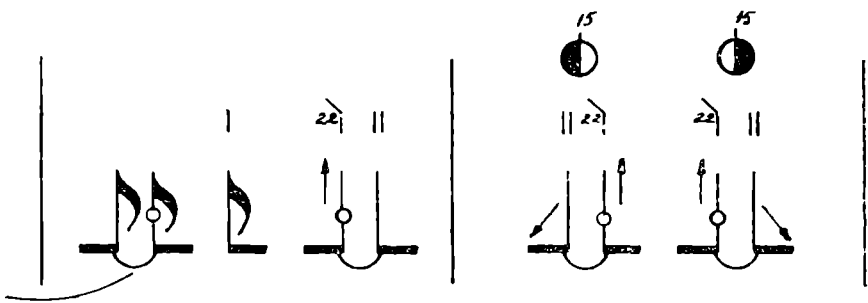


Two measures of music. The first measure contains two eighth notes on a staff. Above the first note is a circled 'X'. The second measure contains a whole rest. Above the staff is the number '22' with a bracket. An arrow above the first measure points to the right.


Two measures of music. The first measure contains two eighth notes on a staff. Above the first note is a circled 'X'. Above the second note is a circled 'R'. Below the first note is the fraction $\frac{1}{2}$. Below the second note is the fraction $\frac{2}{3}$. The second measure contains a whole rest. Above the staff is the number '22' with a bracket and a circled 'X'. A square box is positioned above the first measure. An arrow above the first measure points to the right.

Two measures of music. The first measure contains two eighth notes on a staff. Above the first note is a circled 'X'. Above the second note is a circled '22'. The second measure contains a whole rest. Above the staff is the number '22' with a bracket and a circled 'X'. A square box is positioned above the first measure. An arrow above the first measure points to the right. A large bracket on the right side of the system is labeled '4x'.

Two measures of music. The first measure contains two eighth notes on a staff. Above the first note is a circled '22'. Above the second note is a circled 'X'. The second measure contains a whole rest. Above the staff is the number '22' with a bracket. A double bar line is placed between the two measures. A large bracket on the right side of the system is labeled '4x'.



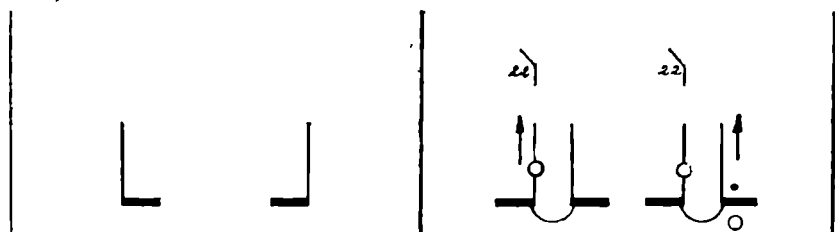
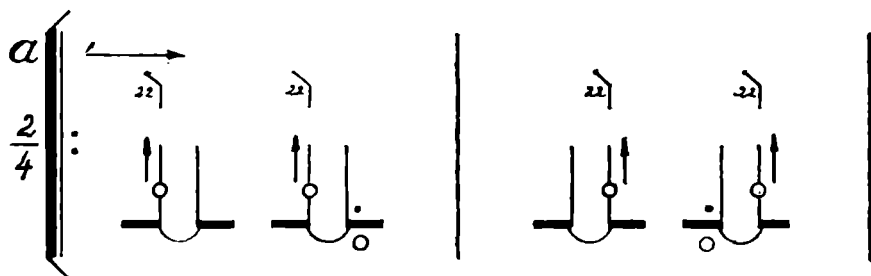

Chindia

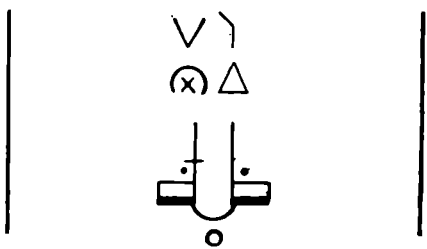
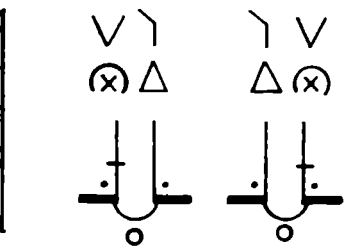
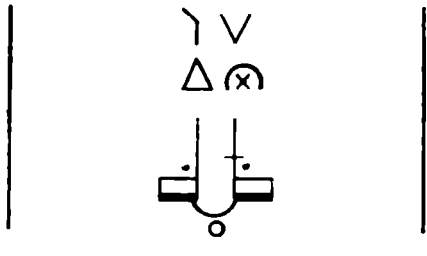
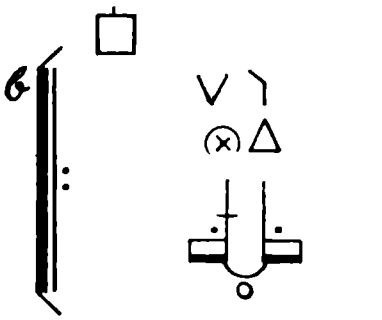
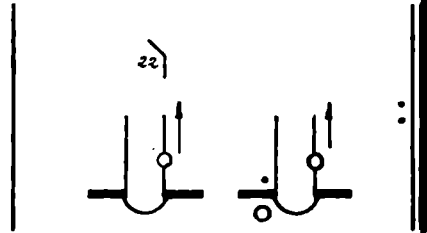
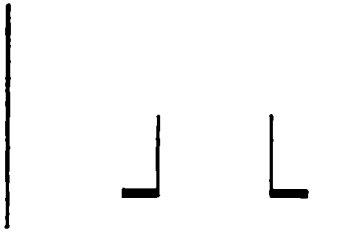
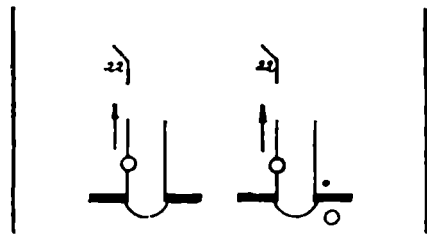
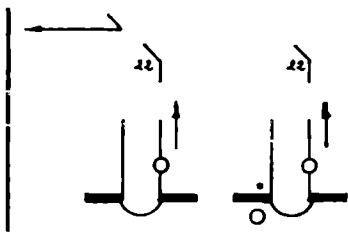


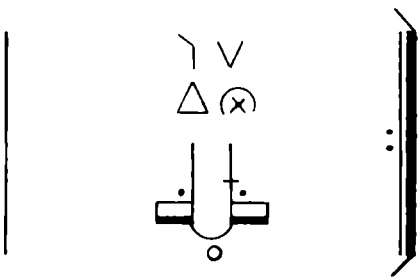
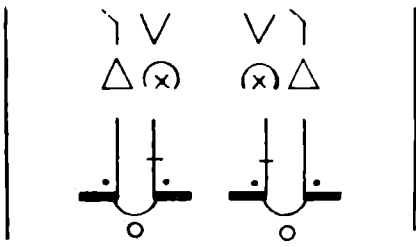
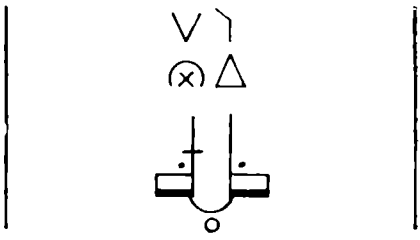
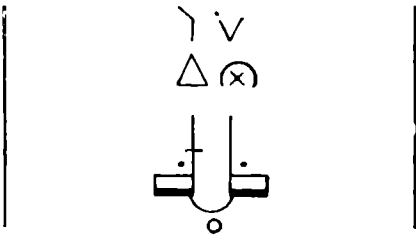
Localitatea : **Comuna Puiëști**

Informator : **COSTAN A. MIHAI**


Data culegerii : **14 noiembrie 1972**







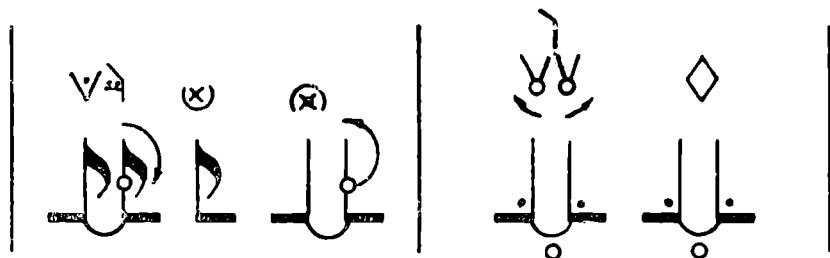
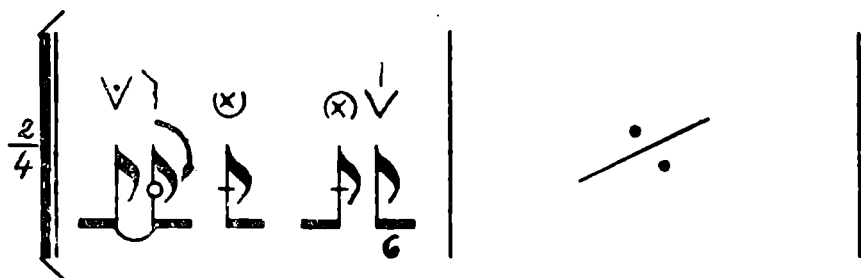
Hora pe bătăi

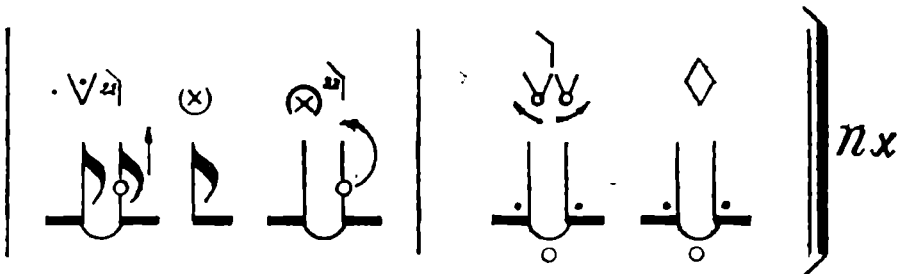



Localitatea : **Comuna Puiști**


Informator : **COSTAN A. MIHAI**

Data culegerii : **14 noiembrie 1972**





Hora veche



Localitatea : **Comuna Puiesti**

Informator : **COSTAN A. MIHAI**

Data culegerii : **14 noiembrie 1972**



a

$\frac{2}{4}$

6

Melodiile jocurilor

Cărășelu

Allegro ♩ = 138

The musical score for 'Cărășelu' is presented in a grand staff format, consisting of six systems of two staves each (treble and bass clef). The key signature is one sharp (F#) and the time signature is 2/4. The tempo is marked 'Allegro' with a quarter note equal to 138 beats per minute. The score is divided into two sections, A and B. Section A begins with a treble clef and a key signature of one sharp. It features a rhythmic pattern of eighth notes with slurs and accents, and a bass line with chords and eighth notes. Section B begins with a bass clef and a key signature of one sharp. It continues the rhythmic pattern with slurs and accents, and includes a key signature change to one flat (F) in the final measures. The score concludes with a double bar line.

Ciobănașu

Allegro J.132

The musical score is written for piano and consists of six systems of two staves each (treble and bass clef). The key signature is one sharp (F#) and the time signature is 2/4. The tempo is marked *Allegro*. The piece is divided into sections A and B. Section A begins with a treble clef and a key signature change to two sharps (F# and C#). Section B begins with a bass clef and a key signature change to one sharp (F#). The score includes various musical notations such as slurs, accents, and repeat signs. The final system includes first and second endings.

Chirostiu

Presto 1. 188

The musical score is written for piano in G major and 2/4 time. It consists of six systems of two staves each. The first system is marked 'A' and includes a fermata over the first measure of the treble staff. The second system is marked 'B' and includes a fermata over the first measure of the treble staff. The third system contains a first ending (marked '1') and a second ending (marked '2'). The fourth system includes a fermata over the first measure of the treble staff. The fifth system includes a fermata over the first measure of the treble staff. The sixth system contains a first ending (marked '1') and a second ending (marked '2'). The piece concludes with a double bar line at the end of the second ending.

Hora bătrânească

Allegro ♩ = 132

The musical score is written for piano in 2/4 time, featuring a key signature of one sharp (F#). It is divided into two main sections, A and B. Section A, marked with a fermata, consists of the first three systems of music. Section B, also marked with a fermata, begins in the fourth system and continues through the sixth system. The score includes first and second endings for the first system of section B. The notation includes treble and bass staves with various rhythmic patterns, including eighth and sixteenth notes, and rests. Dynamic markings such as *mf* and *f* are present throughout the piece.

Jumătate joc

Presto ♩ = 188

Musical score for the first section, marked *Presto* with a tempo of ♩ = 188. The piece is in 2/4 time and the key signature has three sharps (F#, C#, G#). The score is written for piano and features a melody in the right hand with frequent triplets and a bass line in the left hand. The section concludes with a first ending (marked '1') and a second ending (marked '2').

Allegro assai ♩ = 148

Musical score for the second section, marked *Allegro assai* with a tempo of ♩ = 148. The piece is in 2/4 time and the key signature has one sharp (F#). The score is written for piano and features a melody in the right hand with frequent eighth-note patterns and a bass line in the left hand. The section concludes with a double bar line and repeat dots.

Hora de la Inesti

Animato ♩ = 120

The musical score is written for piano and consists of six systems of music. Each system contains a treble clef staff and a bass clef staff. The key signature is one sharp (F#) and the time signature is 2/4. The tempo is marked 'Animato' with a quarter note equal to 120 beats per minute. The score is divided into two main sections, A and B. Section A begins with a treble clef staff marked 'A' and contains the first three systems. Section B begins with a treble clef staff marked 'B' and contains the last three systems. The score includes various musical notations such as slurs, accents, and dynamic markings. A first ending (marked '1') and a second ending (marked '2') are present in the third and sixth systems. The piece concludes with a double bar line and repeat signs.

Hora în două părți

Allegro ♩=132

A

B

Sîrba din burdui

Vivace $\text{♩} = 178$

The musical score is written for piano in 2/4 time, featuring a key signature of one flat (B-flat). It is divided into sections A and B. Section A begins with a treble clef and a key signature change to one flat. Section B starts with a double bar line and a key signature change to two flats (B-flat and E-flat). The score includes first and second endings, marked with '1' and '2'. The piece concludes with a final cadence in the key of B-flat.

Botoșeneanca

Presto ♩ = 192

A

B

Hora stîngă

Allegro 1-132

The first system of the score consists of two staves. The upper staff is in treble clef and the lower staff is in bass clef. The key signature has one sharp (F#) and the time signature is 2/4. An 'A' above the first measure indicates the start of the first section. The music features a rhythmic melody in the right hand and a supporting bass line in the left hand.

The second system contains two measures. The first measure is marked with a first ending bracket and the number '1'. The second measure is marked with a second ending bracket and the number '2'. The notation continues with the same melodic and bass patterns as the first system.

The third system contains three measures. The first two measures are part of the first ending, and the third measure is the start of the second ending, marked with a '1' above it. The musical texture remains consistent with the previous systems.

The fourth system contains three measures. The first two measures are part of the second ending, marked with a '2' above the first measure. The third measure is the start of a new section marked 'B', which begins with a melodic flourish in the right hand.

The fifth system contains three measures of music, continuing the melodic and bass patterns established in the previous systems. The right hand features a more active melodic line with some sixteenth-note passages.

The sixth system contains three measures, concluding the piece. The final measure ends with a double bar line and repeat dots. The overall mood is lively and rhythmic, characteristic of a folk dance.

Sîrba de la Voinești

Presto $\text{♩} = 192$

The musical score is written for piano in 2/4 time with a key signature of one flat (B-flat). It is divided into six systems, each with a treble and bass staff. The first system is marked 'A' and contains three measures. The second system also contains three measures. The third system contains four measures, with a first ending bracket over the second and third measures and a second ending bracket over the fourth measure. The fourth system is marked 'B' and contains four measures. The fifth system contains four measures, with a first ending bracket over the second and third measures. The sixth system contains four measures, with a first ending bracket over the second and third measures. The score features numerous triplet markings and accents throughout.

Marțica

Animato ♩ = 124

The musical score for 'Marțica' is presented in six systems, each with a grand staff (treble and bass clefs). The key signature is one sharp (F#) and the time signature is 2/4. The tempo is marked 'Animato' with a quarter note equal to 124 beats per minute. The score is divided into two main sections, A and B. Section A spans the first three systems, and Section B spans the last three systems. Section A features a melodic line in the treble clef with various ornaments and a steady bass line accompaniment. Section B introduces a new melodic theme in the treble clef. Both sections conclude with first and second endings. The first ending leads back to the beginning of the section, while the second ending provides a final cadence. The notation includes slurs, accents, and dynamic markings such as 'w' (accents) and 'f' (forte).

Clopotelu

Vivace $\text{♩} = 172$

The musical score for "Clopotelu" is presented in six systems, each consisting of a treble and bass staff. The key signature is one sharp (F#) and the time signature is 2/4. The tempo is marked "Vivace" with a quarter note equal to 172 beats per minute. The score includes various musical notations such as slurs, accents, and trills. Section A is marked at the beginning, and Section B is marked in the fourth system. The piece concludes with a first and second ending in the sixth system.

Dreapta

Allegro ♩ = 136

The musical score is written for piano in 2/4 time, featuring a key signature of two sharps (F# and C#). It is divided into two main sections, A and B. Section A, marked with a fermata, consists of six measures. The first measure is marked with a fermata. The second measure contains a first ending bracket with a '1' above it. The third measure contains a second ending bracket with a '2' above it. Section B, also marked with a fermata, consists of six measures. The first measure is marked with a fermata. The second measure contains a first ending bracket with a '1' above it. The third measure contains a second ending bracket with a '2' above it. The score is written on a grand staff with a treble and bass clef. The tempo is marked 'Allegro' with a quarter note equal to 136 beats per minute. The key signature is two sharps (F# and C#). The time signature is 2/4. The score is divided into two main sections, A and B. Section A, marked with a fermata, consists of six measures. The first measure is marked with a fermata. The second measure contains a first ending bracket with a '1' above it. The third measure contains a second ending bracket with a '2' above it. Section B, also marked with a fermata, consists of six measures. The first measure is marked with a fermata. The second measure contains a first ending bracket with a '1' above it. The third measure contains a second ending bracket with a '2' above it. The score is written on a grand staff with a treble and bass clef. The tempo is marked 'Allegro' with a quarter note equal to 136 beats per minute. The key signature is two sharps (F# and C#). The time signature is 2/4.

Floriceia

Animato $\text{♩} = 126$

The musical score for "Floriceia" is presented in six systems, each consisting of a treble and bass staff. The piece is in 4/4 time and marked "Animato" with a tempo of 126 beats per minute. The key signature is one sharp (F#), and the piece begins with a dynamic marking of *A* (Allegro). The first system is marked with a fermata over the first measure of the treble staff. The second system contains three measures. The third system contains three measures. The fourth system is marked with a fermata over the first measure of the treble staff and is labeled with a dynamic marking of *B* (Brio). The fifth system contains three measures. The sixth system contains three measures and concludes with a double bar line. The score includes various musical notations such as slurs, accents, and dynamic markings.

Sunătorica

Vivace $\text{♩} = 168$

A

The first system of music consists of two staves. The upper staff is in treble clef and contains a melodic line starting with a triplet of eighth notes (G4, A4, B4) followed by a quarter note (C5), a dotted quarter note (D5), and a half note (E5). The lower staff is in bass clef and contains a rhythmic accompaniment of eighth notes: G2, A2, B2, C3, D3, E3, F3, G3.

The second system continues the piece. The upper staff features a triplet of eighth notes (G4, A4, B4) followed by a quarter note (C5), a dotted quarter note (D5), and a half note (E5) with a fermata. The lower staff continues with the eighth-note accompaniment.

The third system continues the piece. The upper staff features a triplet of eighth notes (G4, A4, B4) followed by a quarter note (C5), a dotted quarter note (D5), and a half note (E5) with a fermata. The lower staff continues with the eighth-note accompaniment.

The fourth system continues the piece. The upper staff features a triplet of eighth notes (G4, A4, B4) followed by a quarter note (C5), a dotted quarter note (D5), and a half note (E5) with a fermata. The lower staff continues with the eighth-note accompaniment.

The fifth system concludes the piece. The upper staff features a triplet of eighth notes (G4, A4, B4) followed by a quarter note (C5), a dotted quarter note (D5), and a half note (E5) with a fermata. The lower staff continues with the eighth-note accompaniment, ending with a sharp sign (#) on the final note.

B

The first system of music consists of three measures. The treble clef staff begins with a treble clef, a key signature of one sharp (F#), and a common time signature (C). The first measure contains a quarter note F#4, a quarter note G4, and a quarter note A4. The second measure contains a quarter note B4, a quarter note C5, and a quarter note B4. The third measure contains a quarter note A4, a quarter note G4, and a quarter note F#4. The bass clef staff contains a steady eighth-note accompaniment: C3, E3, G3, A3, B3, C4, D4, E4, F#4, G4, A4, B4, C5, B4, A4, G4, F#4, E4, D4, C4.

The second system consists of three measures. The treble clef staff features triplet markings over the first two measures. Measure 4: quarter notes F#4, G4, A4. Measure 5: quarter notes B4, C5, B4. Measure 6: quarter notes A4, G4, F#4. The bass clef staff continues with the eighth-note accompaniment from the first system.

The third system consists of three measures. The treble clef staff continues with quarter notes: measure 7 (F#4, G4, A4), measure 8 (B4, C5, B4), and measure 9 (A4, G4, F#4). The bass clef staff continues with the eighth-note accompaniment.

The fourth system consists of three measures. The treble clef staff features triplet markings over the last two measures. Measure 10: quarter notes F#4, G4, A4. Measure 11: quarter notes B4, C5, B4. Measure 12: quarter notes A4, G4, F#4. The bass clef staff continues with the eighth-note accompaniment.

The fifth system consists of three measures. The treble clef staff features a melodic line with eighth notes and a final quarter rest. Measure 13: eighth notes F#4, G4, A4, B4. Measure 14: eighth notes C5, B4, A4, G4. Measure 15: quarter note F#4, followed by a quarter rest. The bass clef staff continues with the eighth-note accompaniment.

Șapte găște

Vivace $\text{♩} = 178$

The musical score is written for piano in G major and 2/4 time. It consists of six systems of two staves each (treble and bass clef). The first system is marked with a first ending bracket and a first ending sign (1). The second system is marked with a second ending bracket and a second ending sign (2). The third system is marked with a first ending bracket and a first ending sign (1). The fourth system is marked with a first ending bracket and a first ending sign (1). The fifth system is marked with a first ending bracket and a first ending sign (1). The sixth system is marked with a second ending bracket and a second ending sign (2). The piece concludes with a final chord in the bass clef.

Ș-are mări

Allegro ♩ = 132

The musical score is written for piano in 2/4 time with a key signature of one sharp (F#). It consists of five systems of two staves each. The first system is marked with a section letter 'A'. The second and third systems contain triplets in the right hand. The fourth system is marked with a section letter 'B' and features a trill in the right hand. The fifth system concludes the piece with a double bar line. The bass line is a steady eighth-note accompaniment throughout.

Șoțișă

Prestissimo ♩ = 220

A

The first system of music, marked 'A', consists of two staves. The upper staff is in treble clef and the lower in bass clef. The key signature has one sharp (F#). The music is in 2/4 time. The upper staff features a continuous eighth-note melody with slurs and ties. The lower staff provides a harmonic accompaniment with chords and eighth-note patterns.

The second system continues the piece. It features a trill-like ornament (tr) above the final note of the upper staff in the third measure. The notation follows the same rhythmic and melodic patterns as the first system.

B

The third system, marked 'B', continues the piece. It features a trill-like ornament (tr) above the final note of the upper staff in the third measure. The notation follows the same rhythmic and melodic patterns as the first system.

The fourth system continues the piece. It features a trill-like ornament (tr) above the final note of the upper staff in the third measure. The notation follows the same rhythmic and melodic patterns as the first system.

The fifth system continues the piece. It features a trill-like ornament (tr) above the final note of the upper staff in the third measure. The notation follows the same rhythmic and melodic patterns as the first system.

The sixth system concludes the piece. It features a trill-like ornament (tr) above the final note of the upper staff in the third measure. The notation follows the same rhythmic and melodic patterns as the first system.

Băităneasa

Animato ♩ = 126

The first system of music consists of two staves. The upper staff is in treble clef with a key signature of one sharp (F#) and a 2/4 time signature. It begins with a dynamic marking of *Allegro* and contains three measures of music. The lower staff is in bass clef and contains three measures of accompaniment. Both staves feature a *W* hairpin symbol above the notes in the second and third measures.

The second system of music consists of two staves. The upper staff has first and second endings marked with '1' and '2' above the notes. The lower staff continues the accompaniment. The key signature remains one sharp (F#).

The third system of music consists of two staves. The upper staff has first and second endings marked with '1' and '2' above the notes. The lower staff continues the accompaniment. The key signature remains one sharp (F#).

The fourth system of music consists of two staves. The upper staff begins with a section marked 'B' and contains three measures of music. The lower staff continues the accompaniment. The key signature remains one sharp (F#).

The fifth system of music consists of two staves. The upper staff contains three measures of music, with a *W* hairpin symbol above the notes in the third measure. The lower staff continues the accompaniment. The key signature remains one sharp (F#).

The sixth system of music consists of two staves. The upper staff has first and second endings marked with '1' and '2' above the notes. The lower staff continues the accompaniment. The key signature remains one sharp (F#).

Hangu

Allegro vivace ♩=152

The musical score is written for piano in G major (one sharp) and 2/4 time. It consists of six systems of two staves each (treble and bass clef). The tempo is marked 'Allegro vivace' with a quarter note equal to 152 beats per minute. The piece is divided into two main sections, A and B. Section A begins at the first measure and continues through the first three systems. It features a melody in the right hand with slurs and accents, and a bass line in the left hand. Section B starts at the beginning of the fourth system, marked with a double bar line and repeat signs. It includes a first ending (marked '1') and a second ending (marked '2'). The score concludes with a final cadence in the sixth system.

Sîrba de la Rădeni

Presto ♩ = 184

The musical score is written for piano in 2/4 time with a key signature of one sharp (F#). It is divided into two main sections, A and B. Section A consists of the first three staves, featuring a melodic line in the right hand with slurs and accents, and a bass line in the left hand with chords and eighth notes. Section B begins on the fourth staff and includes a repeat sign. The final staff of section B contains two first endings, labeled '1' and '2', which lead to different conclusions for the piece. The tempo is marked 'Presto' with a metronome marking of 184 quarter notes per minute.

Corăghiasea

Presto $\text{♩} = 200$

The musical score is written for piano in 2/4 time. It consists of six systems of two staves each (treble and bass clef). The first system is marked 'A' and contains two measures. The second system contains two measures. The third system contains two measures, with the first measure marked '1' and the second measure marked '2'. The fourth system is marked 'B' and contains two measures. The fifth system contains two measures. The sixth system contains two measures, with the first measure marked '1' and the second measure marked '2'. The score includes various musical notations such as notes, rests, and accidentals (sharps, flats, and naturals). There are also some markings above the notes, possibly indicating ornaments or specific articulation.

Chindia

Allegro assai ♩ = 144

The musical score for 'Chindia' is written for piano in 2/4 time. It consists of six systems of two staves each (treble and bass clef). The key signature is one sharp (F#). The tempo is marked 'Allegro assai' with a quarter note equal to 144 beats per minute. The score is divided into sections A and B. Section A spans the first two systems. Section B begins in the third system and continues through the sixth system. The score includes various musical notations such as slurs, accents, and repeat signs with first and second endings.

Hora pe bătăi

Allegretto ♩ = 116

The musical score is written for piano in 2/4 time. It consists of six systems of two staves each (treble and bass clef). The first system is marked with a fermata and a 'w' symbol above the first measure. The second system includes repeat signs. The third system ends with a double bar line. The fourth system is marked with a fermata and a 'B' above the first measure, and includes a key signature change to two sharps (F# and C#). The fifth and sixth systems continue the piece, with the sixth system ending with a double bar line.

Hora veche

Allegro $\text{♩} = 132$

The musical score for "Hora veche" is presented in six systems, each consisting of a treble and a bass staff. The key signature is one sharp (F#) and the time signature is 2/4. The tempo is marked "Allegro" with a quarter note equal to 132 beats per minute. The first system is marked with a first ending bracket labeled "A". The second system is marked with a second ending bracket labeled "B". The score concludes with a double bar line and repeat dots at the end of the sixth system.

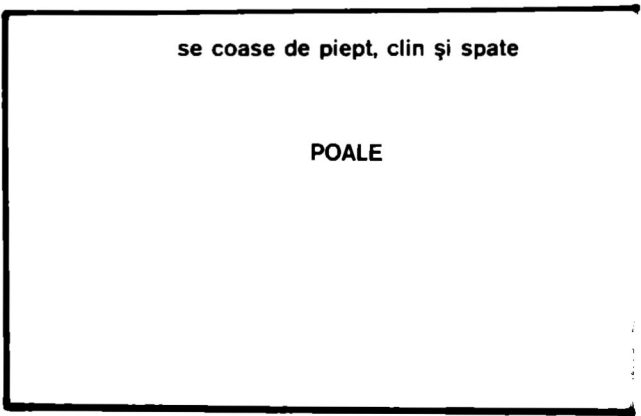
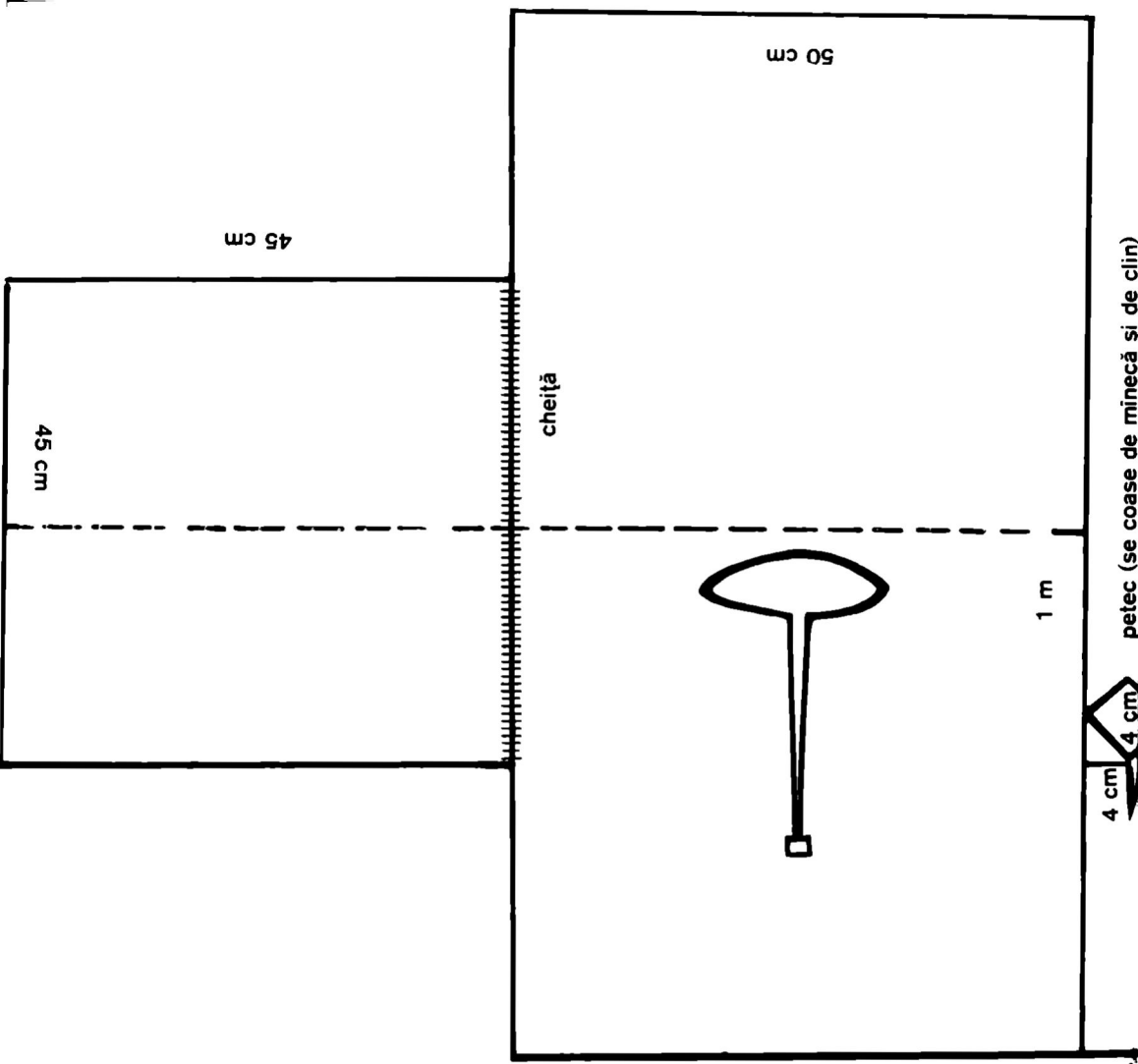
CUPRINSUL

	<u>Pag.</u>
CUVÎNT INTRODUCȚIV	5
PORTUL POPULAR DE PE VALEA TUTOVEI .	7
NOTAREA GRAFICĂ A MIȘCĂRII . . .	9
JOCURI MIXTE	
1. Cărășelu	29
2. Ciobănașu	31
3. Chirostiu	34
4. Hora bătrânească	37
5. Jumătate joc	40
6. Hora de la Ivești	43
7. Hora în două părți	45
8. Sirba din burdui	48
9. Botoșeneanca	49
10. Hora stîngă	55
11. Sirba de la Voinești	57
JOCURI DE PERECHI	
12. Marișica	63
13. Clopoțelu	70
14. Dreapta	76
15. Floricica	81
16. Sunătorica	85
17. Șapte giște	92
18. Ș-are măi	101
19. Șotișa	107

JOCURI BĂRBĂTEȘTI

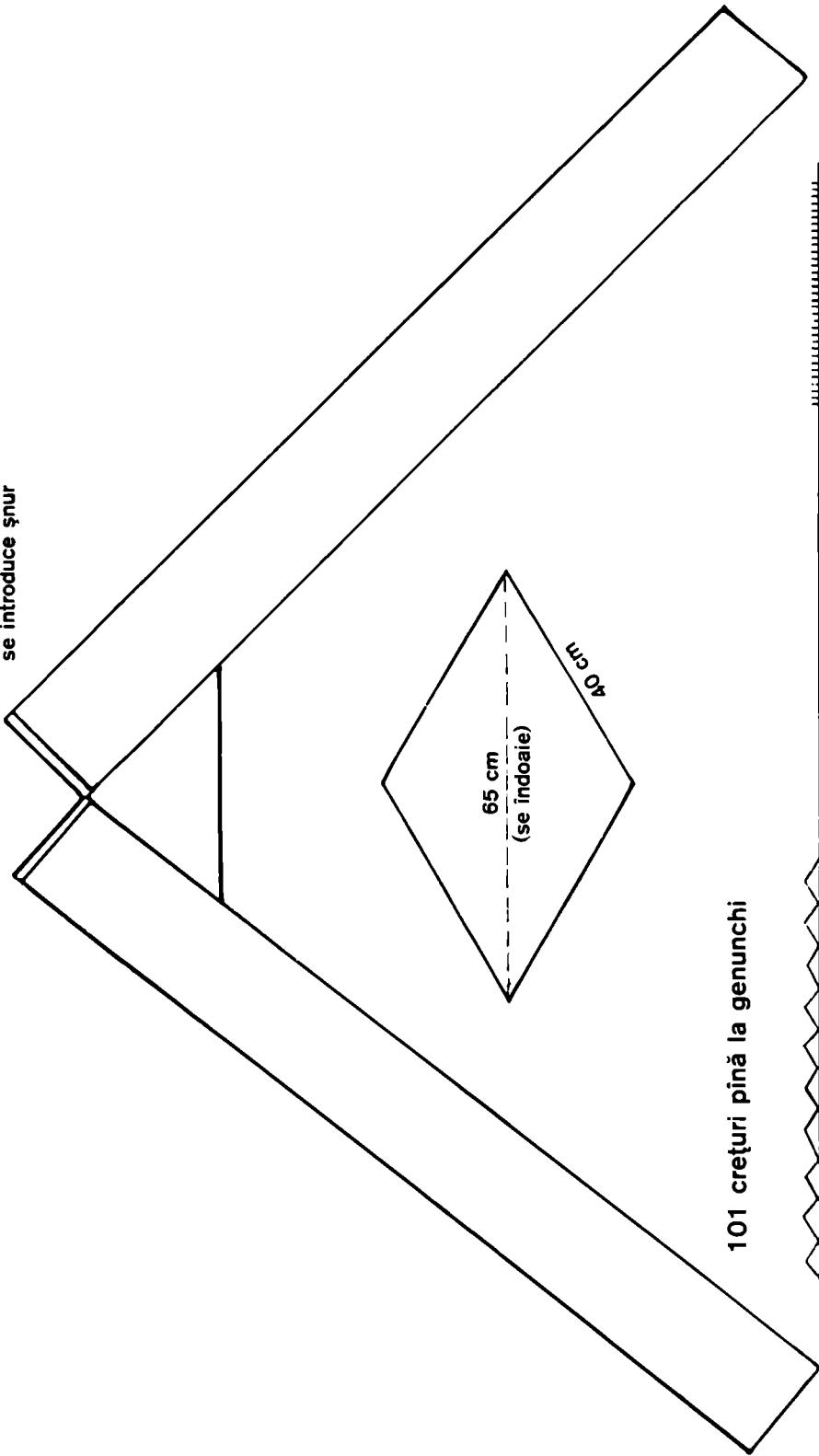
20. Băitâneasca	117
21. Hangu	124
22. Sirba de la Rădeni	126
23. Corăghiasca	130
24. Mina pe bătăi	133
25. Chindia	136
26. Hora pe bătăi	139
27. Hora veche	141
MELODIILE JOCURILOR	143





STRUCTURA CROIULUI – CĂMAȘĂ

se introduce șnur



101 crețuri pînă la genunchi



30 cm

STRUCTURA CROIULUI – ÎȚARI

se coase la petecul romb

