

# ARCHAEOLOGICALLY DOCUMENTED BUILDING MATERIALS AND TECHNIQUES USED FOR CIVIL AND RELIGIOUS MONUMENTS IN WALLACHIA, XVI – XVII CENTURIES

Dana Mihai

The analysis of building materials and techniques is important for at least two reasons. In the first place, any information of this kind contributes to a more precise dating of the different construction phases, when the other archaeological documents are uncertain. In the second place, the main purpose for the archaeological and architectural investigations is the obtaining of an as close as possible to reality picture. Thus, the information related to the presented topic help to the reconstitution of the monuments' initial architecture, an argument of uppermost importance to a historical restoration.

The subject regarding the building materials and techniques has been studied especially in the Architecture History treaties, by direct observations made by architects during restoration works. This subject was studied for the first time by Nicolae Ghika – Budești<sup>1</sup>, who observed the correlation between the existing building materials from an area and the builder's technical means.

Ghika-Budești<sup>2</sup>, Grigore Ionescu<sup>3</sup>, Cristian Moisescu<sup>4</sup> agreed on the building methods, of Byzantine origin, combined with the creativity and imagination of the local craftsmen.

Ghika-Budești<sup>5</sup> and Horia Teodoru<sup>6</sup> mentioned the building technique of Byzantine origin, of the "wood pullers", widespread in the Romanian architecture<sup>7</sup>, this method being largely archeologically documented.

## I. Building materials

The archaeological investigations have discovered, by their specific features, the building materials used by the medieval craftsmen. In the following pages we shall count the building materials used in the Wallachian medieval architecture, presenting also their chronological evolution.

### I.a. The bricks

The main building material used in the XVI – XVII centuries was the brick, the only prefabricated element in the old Romanian architecture<sup>8</sup>. The bricks were made in the previous year to the yard opening, as the brick craftsmen needed to know the quantity to manufacture, as well as the requested formats and dimensions, according to the customer's order<sup>9</sup>.

---

<sup>1</sup> Ghika – Budești, *Evolution of architecture in Wallachia and Oltenia*, 1927, p. 125.

<sup>2</sup> Ghika – Budești, *History of architecture in Romania*, 1931, p. 15.

<sup>3</sup> Ionescu, 1982, p. 93.

<sup>4</sup> Moisescu, 1985, p. 27.

<sup>5</sup> Ghika – Budești, 1927, p. 126 și urm.

<sup>6</sup> Teodoru, 1975, p. 621-624.

<sup>7</sup> Teodoru, 1975, loc. cit.

<sup>8</sup> Ghika – Budești, 1927, p.125, 1931; p. 15, 1933, p. 15, Ionescu, 1982, p. 90, Moisescu, p. 25 – 30.

<sup>9</sup> Ibidem, p. 25.

The architects Ghika-Budești<sup>10</sup>, Grigore Ionescu<sup>11</sup>, Cristian Moisesescu<sup>12</sup> ascertained the quality of the XVI century bricks, with polished surfaces and regular edges, superior to the quality of the bricks manufactured in the following century in what regards the surfaces and angles, but qualitatively inferior in what regards the burning technique<sup>13</sup>. This opinion was refuted by the direct observations made by archaeologists by researches on historical monuments.

The altering of the bricks' dimensions in the XVII century was due to the use of more complicated vaulting systems, corner trumpet and dome of pendentives<sup>14</sup>. From another point of view, the archaeological researches nuanced the question's data, being observed that a standard dimension had not been reached yet. Even though the bricks evaluated towards smaller lengths and widths, there are still numerous exceptions, thus being impossible the dating based only on the bricks dimensions. Nevertheless, most of the times the use of different formats allowed to determine different construction stages.

### Special bricks

The external decoration of the churches and civil buildings proved necessary the manufacturing of special shaped bricks. Thus, the cavette was used for the socles, the rectangular or tours shaped brick, disposed in serrated fashion was used for mantelpiece, while for the cornice the bricks were rectangular with apex.

Special bricks were discovered as result of the archaeological and architectural researches from the Târgoviste Royal Court, Cobia, Mihai Vodă, Stelea, Strehaia Monasteries<sup>15</sup>, etc. (Pl.1/3)

As result of the archaeological researches from the monastic ensemble from Cobia, Dâmbovița County, several types of bricks were discovered, provenient from the church socle or cornice, as well as in the steeple area, proving the bricks shapes diversification process, that had already evolved towards the end of the XVI century<sup>16</sup>. (Pl.1/3)

### *I.b. The wood*

The wood represented a widespread material in the Wallachian architecture, used for scaffoldings, tie bars, wooden piles, "roofs"<sup>17</sup>.

<sup>10</sup> Ghika – Budești.

<sup>11</sup> Ionescu, 1982, p. 94.

<sup>12</sup> Moisesescu, 1985, p. 26.

<sup>13</sup> Ghika – Budești, 1933, p. 13.

<sup>14</sup> Moisesescu, 1985, p. 26. Brick sizes are 22 x 12 x 3-3.5 cm.

<sup>15</sup> Pușcașu, Dosar DMI, 8618, p. 16. Following the archaeological researches carried out at the monastic assembly from Strehaia, 7 brick types were discovered whose sizes and destination will be presented as it follows: 1. Brick from the XVIIth century used in the building of the outlining wall, church, rooms and bell tower with sizes of 25 X 13/13.5 x 4 cm. (pl. III/1); 2. Brick from the XVIth century used in the building of the main building. 34x17x6/7 cm; 3. Brick worked in special shape used in the building of rounded girdles from the church, bell tower and royal house. 26x13x4 cm; 4. Brick worked in special shape used in the building of MULURILOR that outline the blind OCNITE from the church, bell tower and royal house. 29 x 9/10 x 4 cm (Pl. III/1); 5. Brick worked in special shape used in the building of the church, bell tower and royal house cornices. 26X9/10X4 cm.; 6. Brick from the inner pavement of the church. 30x8/9x3 cm.; 7. Brick of unknown provenience found inside the church (2 pieces). 20x8x3.5 cm.

<sup>16</sup> Pușcașu, dosar DMI, 6275. The archaeological researches were carried out in September 1970 (Pl. I/3). The first brick type had undetermined length, width of 8.5 cm and thickness of 4.5 cm. It has been enameled in green and yellow; 2. Special type brick with one of the narrow sides rounded and enameled in green. Length = 27 cm, width = 9 cm, thickness = 4 cm. the rounded side is 3 cm long; 3. Special type brick with concave profile. Length = 15 cm, thickness = 4 cm.; 4. Common fragmented construction brick. Length unknown, width = 16 cm, thickness = 5 cm.; 5. Special type brick with one of the narrow sides rounded with enameled edge. Length unknown, width = 14 cm, length of the rounded part = 10 cm.; 6. Common construction brick. Length = 21 cm, width = 12 cm, thickness = 3.5 cm.

<sup>17</sup> Grigore Ionescu (1982, p.45) has extensively described the use of wood in popular architecture, where it was used in the building of wooden churches "using 4 stripes beam" joined in "swallow tail" system.

The beams' assembling technique using the "willow tail" system was also archaeologically documented at the wooden church from Vadu Sorești, Buzău County<sup>18</sup>.

The wood was tied with wattle and clay mortar, as probably used also at the wooden church from Măxineni, Brăila County<sup>19</sup>, and archaeologically documented reality.

### *I.c. Stone*

A material used on a more restricted scale in the Wallachian architecture was *the stone*, due to the lack of extracting quarries. Nicolae Ghika-Budești mentioned that in the XVIth century<sup>20</sup>, the stone lacked almost completely, being used only for the frames of doors and windows, being used on a larger scale during the Matei Basarab's time<sup>21</sup>.

Stone profiles discovered by Virgiliu Drăghiceanu<sup>22</sup> at the royal house from Curtea de Argeș were used afterwards by Pavel Chihaia as arguments for dating the house in the first quarter of the XVIth century<sup>23</sup>, together with the door framing being part of the same building stage. Subsequently the archaeological researches carried out have proven that the entire court has been rebuilt in the beginning of the XVIth century (Pl. I/1).

The stone brought on the construction site in row state and chiselling and shaping processes followed. The stone processing was costly and difficult. During the processing one third was lost and the waste had to be removed from the site. The study of the stone facades for churches Dealu (1500) and Curtea de Argeș (1517) has lead to the conclusion that the stone was processed on the construction site in order to check permanently the sizes of mounting grooves in the building brickwork<sup>24</sup>.

A compulsory rule for the quarry faced ashlar was its placing according to the natural strata position resulted from the sedimentation in the quarry, elementary rule that had to be known by every stone cutter<sup>25</sup>, otherwise according to Maurice Vieux's phrase, that one was guilty of "delictual cutting"<sup>26</sup>.

The sleeked stone was used on a large scale for pavements, stairs and cross basement, especially in the XVIth century<sup>27</sup>.

### *I.d. Ceramics*

According to Nicolae Ghika-Budești's opinion, *ceramics* was used only during Matei Basarab's reign<sup>28</sup>, although its use has been documented afterwards from the XIIth century, at the church Argeș I<sup>29</sup>, and then in the XIVth century, at the church of Cotmeana monastery, Tutana I and at the chapel of the old royal court from Târgoviște.

<sup>18</sup> Drâmbocianu, 1993, p. 487, fig. 13.

<sup>19</sup> Căndea, 1996.

<sup>20</sup> Ghika – Budești, 1931, p. 16

<sup>21</sup> Ghika – Budești, 1933, p. 14

<sup>22</sup> Drăghiceanu, 1917 – 1924, p. 148

<sup>23</sup> Chihaia, 1974, p. 86 – 87

<sup>24</sup> Moiescu, 1985, p. 27

<sup>25</sup> Ibidem

<sup>26</sup> Vieux, 1981, p. 164

<sup>27</sup> Moiescu, 1985, p. 27

<sup>28</sup> Ghika-Budești mentioned about the use of enameled bricks since Matei Basarab's time, starting with the construction of the church Stelea Veche from Targoviste, 1933 p. 14

<sup>29</sup> Constantinescu, 1984, p.141, fig. 68.

The ceramics was used in the *architectural decoration*, as buttons, disks, plates of enameled ceramics, as covering material of roof and gutter tile types<sup>30</sup>. (Pl. I/2)

An unusual use of ceramics was documented at the church of monastery Tismana, Mehedinți district, where it served as material for horizontal waterproof insulation. Two rows of ceramic plates with glazed edges were discovered that prevented the rising of the high humidity from that zone<sup>31</sup>.

### *I.e. Mortar*

The mortar of hydraulic cement with added broken brick was currently used in the époque as binding material. In order to obtain mortars with increased hydraulic properties, substances containing silica and alumina that reacted easily in combination with the chalk were added to the common mortar composition<sup>32</sup>.

For this purpose small fragments of brick were also used in the composition for the brickwork mortars in the inner and outer plasters<sup>33</sup>.

The literature<sup>34</sup> stated that the mortar joints<sup>35</sup> had the same thickness with the bricks, for economy and stability, because they insured a homogenous distribution of the supported weight.

Of another opinion was Grigore Ionescu<sup>36</sup>, who showed that mortar joints were mentioned narrow, between 1.5-2.5 cm. This opinion was contradicted by the archaeological researches. Almost all mortar joints were 3.5-4 cm thick, filling out the horizontal and vertical<sup>37</sup> gaps between the bricks.

In Wallachia, the joints had reached a thickness equal to the bricks' one in order to ensure *the building stability*, necessary in a seismic zone, but also for economy. The mortar was more easily prepared and therefore from the joint thickness resulted an economy of material.

*The differences in composition* between the foundation and elevation mortars in comparison with those used in the pavements were noticed archaeologically. Thus, if hard almost compact mortar mixed with pounded bricks was used for the foundation and elevation building, a sand-rich friable mortar was noticed in the pavements. The explanation consists in the provisions taken by the masons to ensure a good link between the foundation and elevation walls, while the easily degrading pavements had to be changed without to many problems<sup>38</sup>.

However, weak mortars used in foundations were also noticed. The friable mortar from the foundations was the cause leading to the demolition of the Runcu-Grădinari church<sup>39</sup>, Olt district. This type of mortar was noticed also at the church of Polovragi monastery<sup>40</sup>.

<sup>30</sup> The archaeological researches led to the discovery of enameled roofing tiles used to cover the royal church from Targoviste.

<sup>31</sup> Moisescu, 1985, p. 28

<sup>32</sup> The sand used for the lime mortar was quartzitic from which the muddy impurities were washed away, with grain size of 4 mm. It has been noticed that the building-workers could establish the ratio between fine grained and coarse grained sands, in order to obtain a compact mass with as less holes as possible that were filled with binder.

<sup>33</sup> Moisescu, 1985, p. 26

<sup>34</sup> Moisescu, 1985, p. 27

<sup>35</sup> Curinschi – Vorona, 1996, p. 237

<sup>36</sup> Ionescu, 1982, p. 92

<sup>37</sup> At the church of monastery Catalui, Calarasi district, 3.5-4 cm thick mortar joints were documented. Cantacuzino & Trohani 1981, p. 282. The joints are also met at Comana, Giurgiu district; Batrana, RMM, 1/1974, p. 21, Sf. Spiridon Vechi from Bucharest, Stefanescu, RMM, 1/2, 1993/1994, p. 97.

<sup>38</sup> At the churches from Tutana, Comana, Cotroceni a very strong mortar was used in the elevation.

<sup>39</sup> Constantinescu, 1959, p. 721

<sup>40</sup> I. Cantacuzino, 1994, p. 11

Recent researches on the mortar samples taken from three distinct points in Târgoviște, the Pârcalab's House (1350), the Royal House from Mircea cel Bătrân's reign, the walls of the royal court risen up during Petru Cercel's reign, have proven that the mortar used in the buildings of the XVIth century contained brick fragments of about 1 cm and had a lower porosity and higher quality in respect with the other materials used. Thus the existence of an evolution of the building techniques during Petru Cercel's reign was highlighted also in what concerns the mortar composition<sup>41</sup>.

## *II. Aspects of the archaeological research contribution concerning the knowledge of materials and techniques used in the building of religious and civilian edifices*

Archaeological investigations contributed also to the knowledge of the building materials and techniques of that time. We shall present further on parts of the data provided by the archaeological investigations concerning the constituent elements of an edifice.

In our classification we took into account two criteria:

1. *Materials used*
2. *Building technique*

### II.1. Foundations

Building details concerning the foundations were observed during the archaeological investigations that partially or totally revealed them. As a general remark, one can notice *the negligence* in foundation outlining, leading to *irregularity and thickness unevenness*. The situation could be explained by the real outlining existing at elevation level. *Differences* between the foundation depth and thickness of wooden and wall churches. Thus, the depth of the wall churches foundations had to be -1.10 m (frost depth), different from the wooden churches' one. These ones, having a much lighter superstructure had shallower foundations (0.20 - 0.40 m).

In some cases, due to the swampy ground, but also to the greater sizes of the churches which had to be sustained, *unusual foundation depth* existed. The foundation of the wooden church from Măxineni, Brăila district (thickness 0.90-0.95 m, depth 2.40 m) is an exception explainable by the higher freatic watertable and a soil liable to flooding.

As a result of the same cause, the situation is repeated at the wall church Maxineni, Braila district, with very high foundation depth (2.74 m)<sup>42</sup>.

Very deep foundations have other reasons too. At the church Sf.Gheorghe Nou from Bucharest<sup>43</sup> they are found at -3.14 m, due partly to the three superposed monuments and to the greater sizes of the church build by Constantin Brâncoveanu.

### *Foundation types*

*In respect with the used materials* four types of foundations were documented: boulders, boulders and bricks, stone, brick.

<sup>41</sup> Noica, "Romanian traditions in public building construction", 1997, p. 200 – 203. An optimization of the grain size composition was noticed in Petru Cercel's time in respect with other periods, having as consequence the increase of apparent density and the reducing of mortar porosity.

<sup>42</sup> Căndea, 1996, p. 35

<sup>43</sup> Rosetti, Panait, 1962, p. 101

### *II.1.a. Foundations made up of boulders*

The high frequency of this type of foundation is explainable by the easiness to obtain a material that did not require processing and that implied, by its bulk, an economy of material.

Foundations made up of boulders binded with mortar were widespread in the XIV-XVth centuries<sup>44</sup>, being more characteristic to the wooden churches rather to the wall ones.

Fourteen foundations were observed at the wooden churches from Maxineni<sup>45</sup>, Braila district, Vadu Sorești, Buzău district<sup>46</sup>, Drujești 1 from Curtea de Argeș<sup>47</sup>, as well as at Ursați, Gorj district<sup>48</sup> and Vălenii de Munte, all of them dated in the XVIIth century<sup>49</sup>, and also at the wall churches from the regions where the material was easy to obtain, such as churches 1 and 2 from Orașul de Floci, Ialomița district<sup>50</sup>, as well as at the first church from Polovragi, Gorj district<sup>51</sup>.

### *II.1.b. Foundations made up of boulders and brick fragments*

This type was noticed at monuments from the XVI-XVIIth centuries, where, useless brick fragments were thrown in the foundations together with boulders.

Such foundations were observed at the chapel from Domnești<sup>52</sup>, Valea<sup>53</sup>, Vieros<sup>54</sup>, Tutana, from Argeș district<sup>55</sup>, at the church no. 3<sup>56</sup> from Orașul de Floci, Ialomița district<sup>57</sup> and Runcu-Grădinari, Olt district<sup>58</sup>.

### *II.1.c. Foundations made up of stone*

They were documented in the XIVth century<sup>59</sup>, being lesser used. The church of Govora monastery, risen up by Constantin Brâncoveanu, had a foundation made up of broken stone and mortar<sup>60</sup>.

### *II.1.d. Foundations made up of brick*

They were observed starting with the end of the XVth century, at the wooden churches from Râncăciova and Comana<sup>61</sup>, as well as at the wall churches from the second half of the XVIth century (at Cernica and Comana, where the foundations are made up of even size bricks binded together with

<sup>44</sup> Rosetti, Panait, 1962, p. 93

<sup>45</sup> Căndea, 1996, p. 43

<sup>46</sup> Drămbocianu, 1993, p. 469 – 478

<sup>47</sup> Cristocea, 1990, p. 26

<sup>48</sup> Rădulescu, 1984, p. 181

<sup>49</sup> Bătrâna, 1981, p. 234 – 258

<sup>50</sup> Chițescu and co-workers., 1981, p. 120

<sup>51</sup> I. Cantacuzino, p. 11

<sup>52</sup> Cristocea and co-workers., 1987, p. 35

<sup>53</sup> Mărtu, 1978, p. 635

<sup>54</sup> Cristocea and co-workers., 1996, p. 20 – 21

<sup>55</sup> Cristocea, Opreșcu, 1988, p. 49

<sup>56</sup> Chițescu and co-workers, C.A., VI, 1983, p. 75. At the church no. 3 from Orașul de Floci, Ialomița district an interesting system was noticed in the base of foundation trenches was placed a layer of large boulders binded together with lime mortar, over which the foundation proper was constructed.

<sup>57</sup> Chițescu and co-workers, 1986, p. 75

<sup>58</sup> Constantinescu, 1959, p. 721

<sup>59</sup> In the XIVth century, foundations of stone plates are described at the church of monastery Cozia (Constantinescu, M.O./1965, p. 591). At the first church from Snagov, Ilfov district, build up of stone fragments and mortar; (I. Cantacuzino, Cronica, 1997, p. 57); in the XVth century, at the church of monastery Tânganu, Ilfov district (Panait, 1962, p. 93).

<sup>60</sup> I. Cantacuzino, 1992, p. 32

<sup>61</sup> Cristocea and co-workers, 1993/1994, p. 25-32; Bătrâna, 1974, p. 21.

chalk, sand and gravel mortar<sup>62</sup>). They became preponderant in the XVIIth century in the zones where the stone lacked or was difficult to get.

Thus, at the churches Râncăcirov, Argeş district and Strehaia, Mehedinţi district, risen up during Matei Basarab's reign<sup>63</sup>, at the church from Turnu monastery, Târgşor, risen up by king Antonie in 1670<sup>64</sup>, as well as in the cantacuzine époque, at Cotroceni (1679) and Sf. Spiridon Vechi (1680) churches from Bucharest<sup>65</sup>, were discovered brick foundations have thickness of 0.80-1.20 m, generally binded together with hard mortar, placed at almost constant depth of -0.90 - -1.10 m.

## II.2. Socles

The socles of the churches had the role to diminish the thickness from the foundation to the elevation. In the XIV-XVth centuries, a few monuments had socles. They appeared only in the XVth century and were made up of gradually retreating simple bricks, and then of special brick and sleeked stone too.

*II.2.a. Socles made up of sleeked stone* were generally used at the monuments built up of the same material such as the churches of monasteries Dealu and Curtea de Argeş<sup>66</sup>. (see Pl. IV/1)

*II.2.b. Socles made up of brick* were made in the beginning by the successive retreat of three or more brick rows and were described following the archaeological researches carried out at the churches Cernica<sup>67</sup>, Cătălui, Călăraşi district<sup>68</sup>, Tutana, Argeş district<sup>69</sup>, Comana, Giurgiu district<sup>70</sup>, Runcu-Grădinari, Olt district<sup>71</sup> and Stelea Veche from Târgovişte<sup>72</sup>, all of them founded in the XVth century.

Towards the mid-XVth century, were used socles made up of special shape bricks, with one of the narrow edges sharpened. The profile was obtained combining all types of shaped bricks in cavetto (semicircle with the carved part outwards).

Ghika-Budeşti<sup>73</sup> considered the socle of the Bucharest royal church, founded by Mircea Ciobanul in 1559<sup>74</sup>, as the first socle profiled from special quartercircle bricks. Subsequent researches have proven that this one appears actually at the church of Cosuştea monastery, Mehedinţi district (1475) studied by Alexandru Bărcăcilă<sup>75</sup>. (Pl. IV/2)

An interesting socle from the building point of view was discovered during the face of wall study of the royal church from Târgovişte. It consists of a brick work of badly carved and jointed plates, plastered afterwards, ending in the upper part with a row of special shaped bricks<sup>76</sup>. (Pl. IV/3)

<sup>62</sup> Cantacuzino, Trohani, 1981, p. 200-235; Bătrâna, 1974, p. 17.

<sup>63</sup> Cristocea and co-workers, 1993/1994, p. 25; Căndeia, 1996, p. 43.

<sup>64</sup> Constantinescu, 1969, p. 83-90.

<sup>65</sup> Ştefănescu, 1993/1994, p. 89-93; Panait, 1990, p. 13-26.

<sup>66</sup> Ghika-Budeşti, 1931, p. 143.

<sup>67</sup> Cantacuzino, Trohani, 1981, p. 202.

<sup>68</sup> Cantacuzino, Trohani, 1979, p. 282.

<sup>69</sup> Cristocea, Opreşcu, 1988, p. 19.

<sup>70</sup> Bătrâna, 1974, p. 21.

<sup>71</sup> Constantinescu, 1959, p. 72.

<sup>72</sup> I. Cantacuzino, 1974, p. 40.

<sup>73</sup> Ghika-Budeşti, 1927, p. 127.

<sup>74</sup> Ghika-Budeşti, 1931, p. 26-27.

<sup>75</sup> Bărcăcilă, 1935, p. 165-184.

<sup>76</sup> Mănciulescu, 1963, p. 34-37.

The socles made up of bricks were often covered in plaster and painted, such as the documented ones from Sf. Gheorghe Nou<sup>77</sup>, Govora<sup>78</sup>, Râmnicu-Sărat<sup>79</sup>, Stelea Veche of Târgoviște<sup>80</sup>.

### II.3. Types of elevations

In the Wallachian architecture four types of elevations are known: boulder, stone, stone and bricks, bricks.

#### II.3.a. Elevation made up of boulders

It was documented in the case of the chapels from Domnești<sup>81</sup> and Suslănești<sup>82</sup>, Argeș district, modest buildings, risen up with handy materials and walls worked in a careless enough manner.

#### II.3.b. Elevations made up of stone

Due to the high price of stone processing, yielding and evacuation off the building site, this material was lesser used in the Wallachian architecture, being met at the churches of monasteries Câmpulung and Curtea de Argeș, as well as Dealu from Târgoviște.

At Câmpulung, the face of the wall was formed of paralelipipedic blocks of sleeked stone, high of 0.30 m. The blocks of the lower seating have smaller sizes and the joints are a little bit smaller. In places, between the blocks of the first seating and the the superposed ones, equalising bricks were interlayer<sup>83</sup>.

#### II.3.c. Elevation made up of stone and bricks

Of Byzantine tradition, characteristic to the XIV-XVI centuries, it has been seldom used in the XVIIth century. It has been documented in the beginning of the XVIth century at the churches 2<sup>84</sup> and 3 from Orașul de Floci, Ialomița district, where the walls have been worked out of bricks and stone fragments<sup>85</sup>, as well as at the church of monastery Catalui, Călărași district, risen up in the mid-XVIth century where the same type of bricklaying was used, worked in emplecton<sup>86</sup>.

#### II.3.d. Elevation made up of bricks

It has been used since the XIVth century at the church Cotmeana and at the chapel from Târgoviște.

<sup>77</sup> Panait, 1990, p. 104.

<sup>78</sup> I. Cantacuzino, 1994, p. 32.

<sup>79</sup> Lupu, 1994, p. 275.

<sup>80</sup> I. Cantacuzino, 1974, p. 40.

<sup>81</sup> Cristoceea and co-workers, 1987, p. 20. In the western wall of the pronaos from the church of Domnești, Roman bricks were also used.

<sup>82</sup> Rosetti, 1972, p. 27.

<sup>83</sup> I. Cantacuzino, 1980, p. 134.

<sup>84</sup> Chițescu and co-workers, 1981, p. 139.

<sup>85</sup> Idem, 1985, p. 75.

<sup>86</sup> Cantacuzino, Trohani, 1981, p. 282.



In the mid-XVIth century, brickwalls have been documented at the churches Sf. Francisc<sup>87</sup> and Stelea Veche from Târgoviște<sup>88</sup>.

Starting with the second half of the century the examples multiply, brick elevations being described at the church Runcu-Grădinari, Olt district<sup>89</sup>, at the church of monastery Vieros, Argeș district<sup>90</sup>, at Comana, Giurgiu district<sup>91</sup>, in the second phase of church 1, and at churches 2<sup>92</sup> and 3<sup>93</sup> from Orașul de Floci<sup>94</sup>, Ialomița district.

The brickworks of the XVIIth century are built still in rows of river boulders alternating with rows of bricks, or only in rows of bricks which are plastered and painted in red. As early as Matei Basarab's reign the system of brick elevations starting even from the foundations<sup>95</sup> is met. Thus, this aspect was described at the churches of the monasteries founded during Matei Basarab's reign at Strehaia, Mehedinți district<sup>96</sup>, Râncăciuv, Argeș district<sup>97</sup>, Maxineni, Braila district as well as the cantacuzian monuments, at the churches of monasteries Turnu from Târgșor<sup>98</sup>, Sf. Spiridon Vechi<sup>99</sup>, Cotroceni from Bucharest<sup>100</sup>, and of course also at the monuments from the brancovianian époque, such as the hermitage Sf. Ioan from Hurezi, Vâlcea district<sup>101</sup>.

At the church of Maxineni<sup>102</sup> monastery a very thick brick was used (28x16x5 cm), due probably to the inappropriate ground conditions. Almost the same type of brick was used at Râncăciuv<sup>103</sup> (27x13.5x4.5 cm), at Strehaia<sup>104</sup> (26x13x4 cm), (see Pl.III/1,3) and Vireos<sup>105</sup> (29x15x4.5 cm). For the monuments of the cantacuzian époque almost a standardised<sup>106</sup> brick format was reached, phenomenon continued also in the brancovianian époque.

#### II.4. Inner and outer decoration

The archaeological investigations have offered rich information on the *inner and outer decoration* of the monuments, important to follow the evolution of the facade adornment of religious buildings in the Wallachian architecture.

<sup>87</sup> Moiescu, 1979, p. 90.

<sup>88</sup> I. Cantacuzino, 1974, p. 41.

<sup>89</sup> Constantinescu, 1959, p. 719.

<sup>90</sup> Cristocea and co-workers, 1996, p. 27.

<sup>91</sup> Bătrâna, 1974, p. 20.

<sup>92</sup> Chițescu and co-workers, 1979, p. 224.

<sup>93</sup> Chițescu and co-workers, 1985, p. 75.

<sup>94</sup> Chițescu and co-workers, 1979, p. 199.

<sup>95</sup> Curinschi-Vorona, 1982, p. 233.

<sup>96</sup> Pușcașu, 1970, p. 41.

<sup>97</sup> Chițescu and co-workers, 1996, p. 23.

<sup>98</sup> Constantinescu, 1969, p. 91.

<sup>99</sup> Ștefănescu, 1993/1994, p. 97.

<sup>100</sup> Panait, 1990, p. 20.

<sup>101</sup> Rosetti, 1962, p. 104.

<sup>102</sup> Căndea, 1996, p. 43.

<sup>103</sup> Cristocea, 1993/1994, p. 178.

<sup>104</sup> Pușcașu, 1970, p. 28.

<sup>105</sup> Chițescu and co-workers, 1996, p. 21.

<sup>106</sup> At the church of monastery Turnu from Targșor was used a brick of 26.5x13x3.5 cm. Ten years after at the church Sf. Spiridon from Bucharest was used a brick of 27x14.5x3.6 cm and in the beginning of the following century at Sf. Ioan from Hurezi, Valcea district, was documented a brick of 27x12x3.5 cm.

#### *II.4.a. Outer decoration*

The architectural investigations started at the church of monastery Gorgota, Dâmbovița district, have lead to the discovery of the median girdle formed by two rows of toothed placed bricks. This decoration appeared for the first time at the foundation of Radu cel Mare from Dealu<sup>107</sup>.

At the church of Runcu-Grădinari, Olt district<sup>108</sup>, the archaeological researches have evidenced the existence of a two-layered brick tooth-shaped median girdle as well. This type of girdle can be observed also at the church of monastery Mihai Vodă, Bucharest<sup>109</sup>.

At the church of monastery Cătălui, Călărași district, were discovered bricks belonging to the external facades decoration, with concave or triangular ends and which were part of a girdle<sup>110</sup> made up of rounded bricks, bordered by straps of tooth-like placed bricks<sup>111</sup>, met in that time also at Târgșor, Bucovăț<sup>112</sup>, Tutana<sup>113</sup>. At the monastery Sf. Troiță, the outer decoration is made up of face bricks, as well as at the church Mihai Vodă, both of them from Bucharest<sup>114</sup>. (Pl.III/2)

At the royal church and house from Târgoviște, built by Petru Cercel, was used a decoration system made up of a red painted plaster imitating a brick pattern around plature panels<sup>115</sup>.

Following wall probing of the church of former monastery Maxineni, Braila district<sup>116</sup>, parts of the plature layer imitating bricks were discovered as well as fragments of the outer decoration painted with insets.

At the church of monastery Turnu from Târgșor, the decorating system of the facades was represented by cornice panels, separated by a median girdle of tooth-placed bricks<sup>117</sup>.

In the XVI-XVIIth centuries, the churches were decorated with external fresco, as is evidenced by the painting fragments discovered near the disappeared churches of Domnești<sup>118</sup>, Suslănești<sup>119</sup>, Catalui<sup>120</sup>, Cernica<sup>121</sup>.

#### *II.4.b. Inner decoration*

During the digging, architectural fragments belonging to old buildings were discovered many times. They help to reconstruct the original architecture of the monument. Thus, at Râncăcirov, Argeș district was discovered a window fragment belonging to the second church<sup>122</sup>, and at Maxineni, Braila district part of the stone portal situated between the church porch and the pronaos<sup>123</sup>.

<sup>107</sup> Moiescu, 1979, p. 141

<sup>108</sup> Constantinescu, 1959, p. 720.

<sup>109</sup> Cantea (Cantacuzino), 1959, p. 99.

<sup>110</sup> Dragut, Encyclopedic dictionary of Romanian middle-age art, 1976, p. 69. The girdle had known many versions: 1. Stone twisted rope, at the church of monastery Curtea de Argeș; 2. Ring between cavettes, at the churches of monasteries Tutana and Marcuța; 3. A ring between two rows of dentated bricks, at the church Bucovat, Dolj district.

<sup>111</sup> Theodorescu, 1968, p. 219.

<sup>112</sup> Ghika-Budești, 1931, p. 15.

<sup>113</sup> Cristocea and Oprescu, 1988, p. 46. The facades are divided into two registers of arched niches, with the back underlined by widths of bricks and the arches are supported by small columns built up of special bricks with a rounded side. The model was initiated by this monument.

<sup>114</sup> Ionașcu, Zirra, 1959, p. 63.

<sup>115</sup> Constantinescu, Moiescu, 1969, p. 32.

<sup>116</sup> Nicolae, 1982, p. 150.

<sup>117</sup> Constantinescu, 1969, p. 90.

<sup>118</sup> Cristocea and co-workers, 1987, p. 23, fig. 11.

<sup>119</sup> Rosetti, 1972, p. 31.

<sup>120</sup> Cantacuzino, Trohani, 1979, p. 283.

<sup>121</sup> Cantacuzino, Trohani, 1981, p. 218, fig. 9.

<sup>122</sup> Cristocea and co-workers, 1993/1994, p. 178.

<sup>123</sup> Cădea, 1996, p. 87.

The widest met *pavements* in the religious architecture are made up of rectangular bricks as discovered at Domnești<sup>124</sup>, Suslănești<sup>125</sup>, Cătălui<sup>126</sup>, Cernica<sup>127</sup>, Vieros<sup>128</sup>, the second pavement from Runcu-Grădinari<sup>129</sup>, the royal church from Târgoviște<sup>130</sup>, at Comana<sup>131</sup>, Maxineni<sup>132</sup>, Urși<sup>133</sup>.

At Bucovăț and Comana large format pavement bricks were used, with length of 50 cm.

Another brick format was met at Vieros (30x16x5 cm). All other bricks have almost the same size, 28-30x12-14.5x3-4.5 cm.

*Pavements with hexagonal bricks* are lesser met. They appeared in the XVIth century at the churches of the monasteries Comana, Valea, Tutana<sup>134</sup>. Square brick pavements are met at the churches Radu Vodă and Sf. Gheorghe Nou from Bucharest<sup>135</sup>.

*Stone pavements* were lesser used and were met at the churches Sf. Vineri and at the royal church from Târgoviște, in Brâncoveanu stage (stone slabs)<sup>136</sup>, at the church Bradu, Buzău district<sup>137</sup>.

## II.5. Roofs

In respect of the materials used, four types of roofs are met: with gutter tiles, with roofing tiles, with wooden shingles and with metal sheets.

In this field also one can notice the dependence of the materials which existed in the neighbouring region. Thus, in the plains gutter tile roofing were preferred, of old byzantinian tradition and suitable for low-angle slopes<sup>138</sup>. In the mountains wooden shingles were preferred.

*II.V.a. Roofs made up of roofing and gutter tiles* have been documented at the churches of monasteries Bucovăț, Dolj district<sup>139</sup>, Stănești<sup>140</sup>, Comana, Giurgiu district (enamelled green and yellow gutter tiles)<sup>141</sup> and Cătălui, Călărași district<sup>142</sup>.

At the royal church from Târgoviște fragments of roofing tiles placed on an wooden framework<sup>143</sup>. (Pl. I/2)

*II.V.b. Roofs made up of wooden shingles* existed more in mountain regions, where wood was to be found, at Brădet, Căluu, infirmary of the monastery Cozia<sup>144</sup>. According to historical

<sup>124</sup> Cristocea and co-workers, 1987, p. 23.

<sup>125</sup> Rosetti, 1972, p. 27.

<sup>126</sup> Cantacuzino, Trohani, 1979, p. 202.

<sup>127</sup> Cantacuzino, Trohani, 1981, p. 282.

<sup>128</sup> Cristocea and co-workers, 1996, p. 21.

<sup>129</sup> Constantinescu, 1959, p. 721.

<sup>130</sup> Moisescu, 1979, p. 194.

<sup>131</sup> Batrana, 1974, p. 22. It was used a large brick pavement, 50x25x9 cm.

<sup>132</sup> Cădea, 1996, p. 40.

<sup>133</sup> Rădulescu, 1984, p. 181.

<sup>134</sup> Bătrâna, 1974, p. 22, Mărțu, 1978, p. 631.

<sup>135</sup> Ionașcu, Zirra, 1959, p. 73; Rosetti, 1972, p. 28, Rosetti, Panait, 1962, p. 17.

<sup>136</sup> Moisescu, 1979, p. 194.

<sup>137</sup> Chicideanu, Modoran, 1983, p. 197.

<sup>138</sup> Ghika-Budești, 1931, p. 18.

<sup>139</sup> Ghika-Budești, 1931, loc.cit.

<sup>140</sup> Popescu-Cilieni, 1945, p. 19.

<sup>141</sup> Bătrâna, 1974, p. 21.

<sup>142</sup> Cantacuzino, Trohani, 1981, p. 283.

<sup>143</sup> Curinschi-Vorona, 1996, p. 269.

<sup>144</sup> Ghika-Budești, 1931, p. 18.

sources, the church from Mamul and the royal church from Târgoviște were covered with wooden shingles<sup>145</sup>.

At the wooden church from Ursați, a shingled roof was supposed, supposition supported by the great number of thin nails discovered<sup>146</sup>.

The archaeological researches do not offer too many data in this respect because of wood perishes, but this type of roof was characteristic for the mountain regions. In the old catalogue of Argeș district from 1817, the oak-wood shingle roof of the church Râncăciuv, Argeș district<sup>147</sup>, is mentioned.

*II.V.c Roofs made up of tin sheets* are documented at Cotmeana, Cozia, Dealu, the metropolitan seat of Târgoviște, Tismana, and for the XVIIth century. Others were covered with lead sheets, such as churches from Plumbuita, Gura Motrului and the patriarchal church from Bucharest<sup>148</sup>.

### *III. Building techniques*

We shall present hereafter the building techniques signaled by the archaeological investigations, on main elements of a building.

#### *III.1. Techniques of foundation construction*

##### *III.1.a. Foundations on wooden poles*

The unsuitable ground (sloped or swampy terrain) for building has determined the placement of several wooden poles under the foundation in order to strengthen the underground.

At the church of monastery Curtea de Argeș two rows of oak-wood poles were placed under the foundation<sup>149</sup>. Oak-wood poles were placed under the northern base of the altar apse and under the pronaos western wall from Tutana. They were covered with layer of bricks and one of mortar<sup>150</sup>. A wooden pole was discovered under the foundation of the church Vieros I<sup>151</sup>. The same technique was used at the church of monastery Cozia<sup>152</sup>, at Sf. Spiridon Vechi from Bucharest<sup>153</sup> and at the Brâncoveanu hall of monastery Hurezi and at the curtain from Brâncoveni<sup>154</sup>. (Pl. V/2,4)

##### *III.1.b. Terraced foundations*

The purpose of terraced foundations was to create in places a horizontal base on a sloped terrain. This technical solution was used since the XIVth century<sup>155</sup>, and later on, during the XVI-

<sup>145</sup> Popescu-Cilieni, 1945, p. 21.

<sup>146</sup> Rădulescu, 1984, p. 181.

<sup>147</sup> Cristoea and co-workers, 1993/1994, p. 178.

<sup>148</sup> Popescu-Cilieni, 1945, p. 35.

<sup>149</sup> I. Cantacuzino, 1980, p. 241.

<sup>150</sup> Cristoea, Oprea, 1988, p. 45.

<sup>151</sup> Cristoea, 1996, p. 21.

<sup>152</sup> Dumitriu, 1992, p. 36.

<sup>153</sup> Ștefănescu, 1993/1994, p. 98.

<sup>154</sup> Vătășianu and co-workers, 1959, p. 749.

<sup>155</sup> Constantinescu, 1984, p. 93. At the royal church from Curtea de Argeș the foundation in stairs was used, as well as at the church of monastery Cozia (idem., 1965, p. 51)

XVIIth centuries, at the chapel Suslănești, Argeș district<sup>156</sup>, Strehaia, Mehedinți district<sup>157</sup>, at the foundation of the northern outlining wall from Brâncoveni<sup>158</sup>. (Pl. V/4)

### III.1.c. Plated foundations

The ingenious method of plated foundations was used since the XIV-XVIIth centuries at the royal churches from Câmpulung<sup>159</sup>, Curtea de Argeș<sup>160</sup> and Târgoviște<sup>161</sup>, in short to every monuments with isolated points of support, where stresses had to be transmitted to the neighbouring perimeter walls by uniform overtaking, in order not to inflict disequilibria the constructive system.

### III.2. Masonry techniques

#### III.2.a. emplecton

The masonry technique of the emplecton, known also as the method *bottoming*<sup>162</sup> "*rottame di petre*" was documented in the Wallachian architecture. The technique, with Roman origins, was taken over by byzantinians and applied on a large scale in the Wallachian architecture.

This method was characteristic to all types of elevations<sup>163</sup>. By using it, a great wall thickness was created. The external walls had the role of casing, the interior being filled up with boulders and stone fragments binded together with mortar.

The method offered a remarkable strength after mortar hardening, having the advantage of using low cost and easy-to-get materials. The technique was used since the XIVth century for the construction of the first royal houses in Târgoviște, Stelea Veche and Sf. Francisc from Târgoviște<sup>164</sup>, the church no. 1 from Orașul de Floci, Ialomița<sup>165</sup> district as well as at the church of monastery Catalui, Calarasi<sup>166</sup>.

#### III.2.b. Wooden girdles

Wall stabilisation during the whole building time span was solved by overseeing the supporting walls on one hand, and by introducing in the bulk of the brickwork of wooden girdles placed in pairs from foundations to the cornice, at average distances of 2-2.5 m, on the other hand.

The technique is largely documented from archaeological point of view both in the civilian and religious architecture starting with the XIVth century<sup>167</sup>. (Pl. V/1,3)

A row of horizontal wooden beams were found at the church of monastery Vieros, dating from the XVIth century. They were placed at 30 cm from the joining between the foundation and the

<sup>156</sup> Rosetti, 1972, p. 27.

<sup>157</sup> Puscasu, 1970, pp. 28-36. In the church was brought leveling material (earth) in order to ensure a plane as near to the horizontal as possible due to the sloped terrain.

<sup>158</sup> Vătășianu and co-workers, 1959, p. 749.

<sup>159</sup> Draghiceanu, B.O.R., 3/1964, p. 316. The radier foundations were used at the monuments in greek cross plan. They were constructed with river boulders connecting the church columns.

<sup>160</sup> Constantinescu, 1984, p. 40.

<sup>161</sup> Information arh. Cristian Moisescu.

<sup>162</sup> Drăguț, 1976, p. 59.

<sup>163</sup> Moisescu, 1985, p. 28.

<sup>164</sup> Moisescu, 1979, p. 90.

<sup>165</sup> Chitescu and co-workers, 1969, p. 200. It was noticed that the masonry was worked in the interior using emplecton technique, and the wall had an impressive thickness of 1.5-2 m.

<sup>166</sup> Cantacuzino, Trohani, 1979, p. 282.

<sup>167</sup> Cristoea and co-workers, 1996, p. 21; Cantacuzino, Trohani, 1979, p. 276-304.

elevation and were intercepted at the naos and altar abysses, where the beams were shorter so that their joining could follow the semicircular outline of the altar<sup>168</sup>.

### *III.2.c. Settling joint*

The technique of the *settling joint* was applicable between two structures, with different volumes and weight. It was documented at the church Sf. Vineri from Târgoviște, where it was noticed the fact that the church porch has independent foundations of the main building. The same base internal level has determined their dating in the same stage of construction<sup>169</sup>.

The construction of the porch and the church in the same stage or in close stages was hypothetically admitted also in the case of the church Tutana I. The technical sense of the constructors as well as conditions of the foundation ground have determined the Romanian master masons to design this joint between two structures that had to work independently of each other, the porch and the remaining part of the church<sup>170</sup>.

## *IV. Technical solutions and construction errors*

### *IV.1. New technical solutions*

Often dealing with grounds not suitable for rising up a building, master masons have frequently used new solutions in order to remediate the possible difficulties.

The wet ground from Maxineni, Braila district, determined the master masons to burn the place, realising in this manner a protective stratum against the dampness<sup>171</sup>.

At the church Sf. Spiridon Vechi from Bucharest, it was noticed the ingeniousness of the constructors who adapted to an unusual situation. Due to the high humidity of the ground the pavement of the church was designed with 20 cm over the base level, therefore the operating base level of the church was higher than the construction one<sup>172</sup>.

Church *repairing* where observed through archaeological researches, proving sense of sparseness and inventivity.

At the church of monastery Cernica I, Ilfov district, changes were designed leading to modifications of the church in the nave plan, with abysses deepened in the walls in a trefoiled plan (the so-called mixed type).

Following these changes, the churches becomes trefoiled by demolition of the naos lateral walls and the addition of two lateral absyses<sup>173</sup>.

*The almost complete reuse of building materials* was documented in the case of the church no. 1 from Orașul de Floci, Ialomița district, where in the second stage of construction the stone foundation was strengthened, and the altar wall was placated with a row of bricks placed along its

<sup>168</sup> Cristocea and co-workers, 1996, p. 21.

<sup>169</sup> Moisesescu, 1979, p. 127.

<sup>170</sup> Cristocea, Oprescu, 1988, p. 57.

<sup>171</sup> Căndea, 1996, p. 37.

<sup>172</sup> Ștefănescu, 1993/1994, p. 98.

<sup>173</sup> Cantacuzino, Trohani, 1981, p. 208-209.

width. Vertical bricks were interlayer between the recovered stone blocks on the southern side of the pronaos<sup>174</sup>.

*Re-use of the older foundations* was documented, by overlapping the foundations of two or three buildings maintaining the communion table position.

The superposition of churches could be explained by *mental reasons*, the church site being considered sacred, but also by *economical reasons*, through material reuse. Partial or total superposition of foundations were noticed in 18 cases from the XVI-XVIIth centuries. (Pl. VI/1)

Church superposition were archaeologically documented in Prahova district, at Vălenii de Munte<sup>175</sup>, in Buzău district at Bradu<sup>176</sup>, Maxineni<sup>177</sup>, Adormirea Maicii Domnului from Râmnicu Sărat<sup>178</sup>, in Ilfov district, at Snagov<sup>179</sup>, Cernica<sup>180</sup>, in Dâmbovița district at Stelea Veche<sup>181</sup>, at church Targului<sup>182</sup>, in Argeș district at Beștelei from Pitesti<sup>183</sup>, Tutana<sup>184</sup>, Valea<sup>185</sup>, Drujesti<sup>186</sup>, Vieros I<sup>187</sup>, Rancaciov<sup>188</sup>, Campulung<sup>189</sup>, in Bucharest (Pl.VI/2) at Sf. Apostoli<sup>190</sup>, Radu Voda<sup>191</sup>, Sf. Gheorghe Nou<sup>192</sup>.

At Biserica Alba from Bucharest, parts of the first church elevation were used in the construction of the second church, including the foundations<sup>193</sup>. The same situation is noticed at the church Sf. Apostoli from Bucharest<sup>194</sup>.

#### IV.2. Construction errors

Due to the undersizing of the foundation thickness and to its inadequate depth, some monuments have suffered important modifications, leading sometimes to monument fall down.

At the church Gherghița, the dome collapse was due its support using 4 arches positioned in console too much outwards in respect with the supporting walls<sup>195</sup>.

Because of the weakened founding ground following previous burials and the existence of neighbouring wholes, the walls of the church Runcu-Grădinari, Olt district, have cracked<sup>196</sup>.

A certain awkwardness was noticed in the construction at the church Suslănești, where the walls do not have even thickness<sup>197</sup>.

<sup>174</sup> Chițescu and co-workers, 1979, p. 202.

<sup>175</sup> Bătrâna, 1981, p. 172.

<sup>176</sup> Chicideanu, Modoran, 1983, p. 191.

<sup>177</sup> Cădea, 1996, p. 42.

<sup>178</sup> Lupu, 1994, p. 273.

<sup>179</sup> I. Cantacuzino, 1997, p. 52.

<sup>180</sup> Cantacuzino, Trohanl, 1981, p. 200-240.

<sup>181</sup> I. Cantacuzino, 1974, p. 41.

<sup>182</sup> Chicideanu, 1973, p. 79.

<sup>183</sup> Simionescu, 1987, p. 88.

<sup>184</sup> Cristocea, Oprescu, 1988, p. 46.

<sup>185</sup> Mârțu, 1978, p. 630.

<sup>186</sup> Cristocea, 1990, p. 29-35.

<sup>187</sup> Cristocea and co-workers, 1996, p. 26.

<sup>188</sup> Idem, 1993/1994, p. 175.

<sup>189</sup> I. Cantacuzino, 1981, p. 24.

<sup>190</sup> I. Cantacuzino, 1959, p. 123.

<sup>191</sup> Cantea, 1959, p. 99.

<sup>192</sup> Rosetti, Panait, 1962, p. 101.

<sup>193</sup> Cantacuzino, 1959, p. 122.

<sup>194</sup> Cantacuzino, 1959, p. 123.

<sup>195</sup> Curinschi-Vorona, 1996, p. 209.

<sup>196</sup> Constantinescu, 1959, p. 720.

<sup>197</sup> Rosetti, 1972, p. 27.

Also, because of the hurry or negligence in construction, several cases of retreated foundations in respect with the elevation were observed, fact contradicting the principles of a accurate construction. Such cases were described at the chapel from Domnești<sup>198</sup> and Vieros I<sup>199</sup>, Argeș district, at Polovragi, Gorj district. In the last case the foundations in retreated with about 20 cm in respect with the elevation<sup>200</sup>.

\* \* \*

The interdependence between the zone of the site, the materials and the resources of the founder. Thus, river boulders were predominantly used in the hilly and mountain regions, where they were abundant.

The using of river boulders in foundation and elevation construction was established also in the case of some boyar's churches from the XVIth century, with the walls built in a careless manner showing a crude working technique, probably belonging to some inexperienced masons.

The archaeological researches highlighted the *evolution of the brick quality*, the increase in their format variety by the manufacturing of special bricks for facade and pavement decoration.

At the same time, *an improvement in construction techniques and methods* of byzantinian origin was noticed. Many of them are original solutions, characteristic of the Romanian architecture.

The natural specialisation process of mason masters has entailed an improvement of the working technique. The accumulated experience will be reflected in the construction of the XVIIth century buildings, especially of the ones belonging to the brancovinian epoch. The details on the building materials and techniques can surely offer important elements for accurate dating of different construction stages and for compilation of a catalogue of brick formats and other building materials used in the XVI-XVIIth centuries.

### Abbreviations

BCMI – Comission of Historical Monuments Bulletin

BMI - Historical Monuments Bulletin, Historical and Art Monuments Series

BOR – Romanian Orthodox Church

CA – Archaeological Research, National History Museum of Romania

CAB – Archaeological Research in Bucharest, History and Art Museum of Bucharest

MCA – Archaeological Materials and Research

MO – Metropolitan Church of Oltenia

RMM – MIA – Monument and Museum Magazine – Historical and Art Monuments

SCIA – Studies and Research of Art History

SCIV - Studies and Research of Ancient History

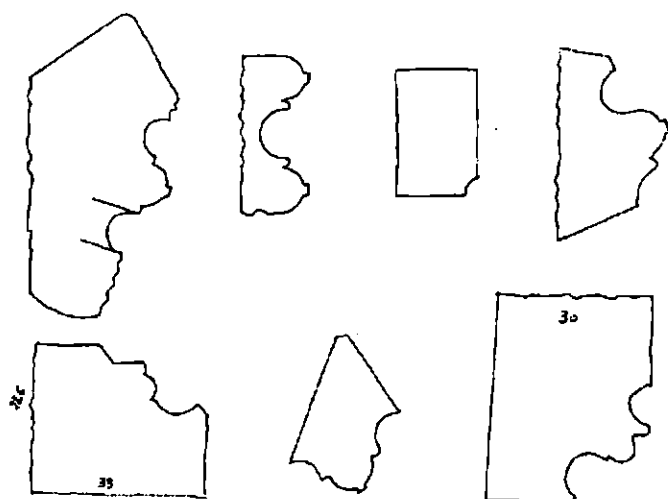
SCIVA - Studies and Research of Ancient History and Archaeology

<sup>198</sup> Cristocea and co-workers, 1987, p. 23.

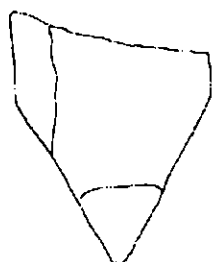
<sup>199</sup> Cristocea and co-workers, 1996, p. 20.

<sup>200</sup> I. Cantacuzino, 1994, p. 15.

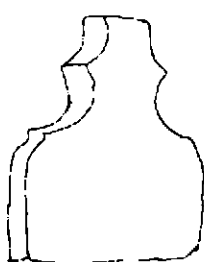




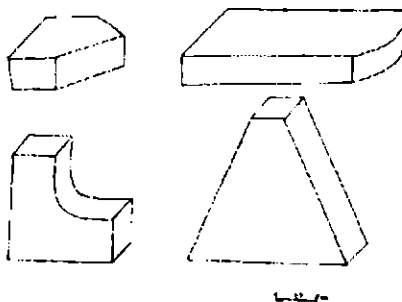
1. Stone profiles, Curtea de Argeș, Royal Court, XVI Century, P. Chihaia, p. 87



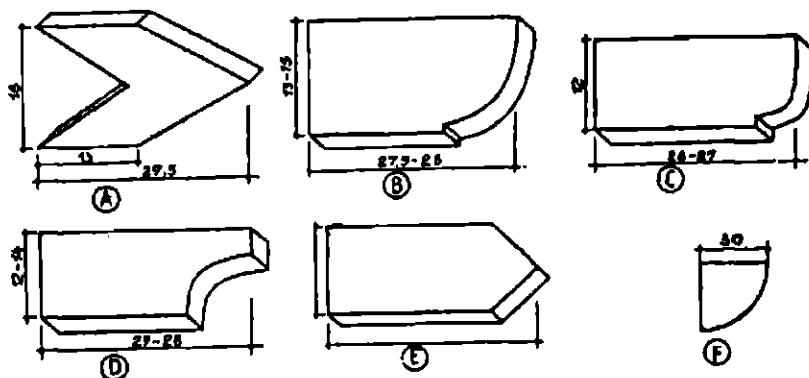
2. Enameled tile, Royal Church from Târgoviște, XVI Century, G. Mihăilescu, H. Frachter, 1986, fig. 58



Profiled bricks from Petru Cercel House

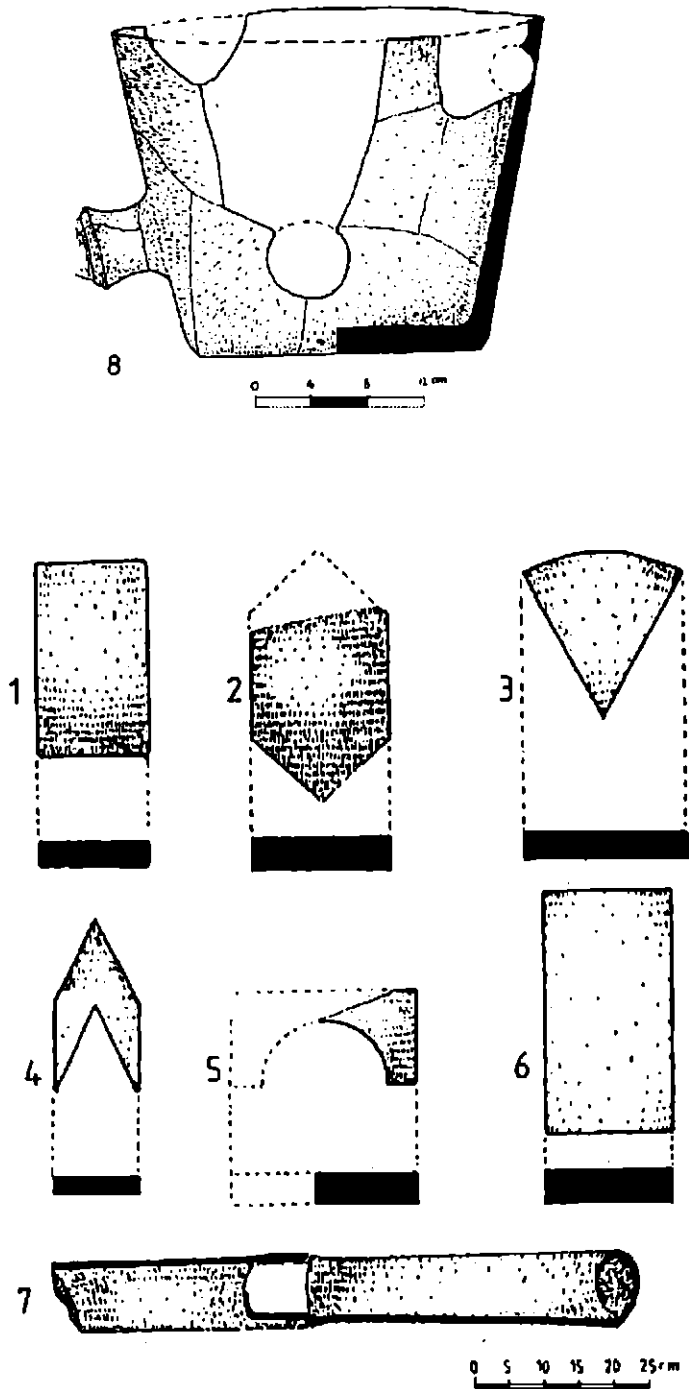


3. Cobia Monastery, specially shaped bricks, V.M. Pașcagiu DMI file 6275



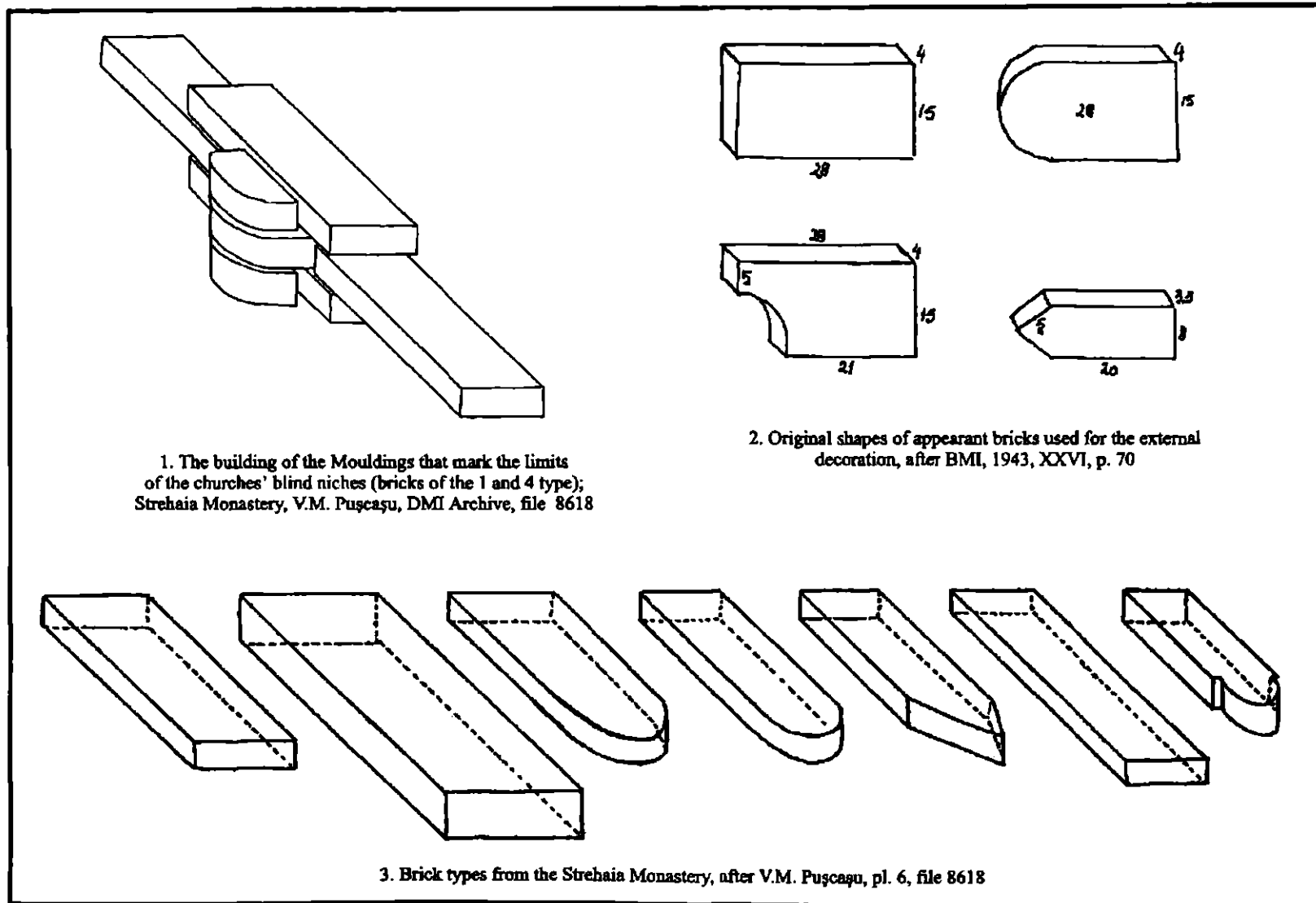
4. Types of specially shaped bricks used at the buildings from the Stelea, C. Ionescu 1985, p. 50.

**Pl. I. Building materials discovered as result of the archaeological researches, XVI-XVII Century**

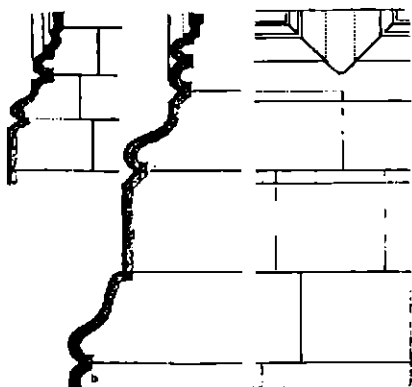


Patriarchy Târgoviște. 1-6 types of bricks from the XVI-XVII Century used at masonry and floors; 7 section through the first aqueduct from the early XVII Century; 8. Aqueduct pottery discovered at Patriarchy of Târgoviște., C. Diaconescu Mihăescu, RMM/1988, p. 68.

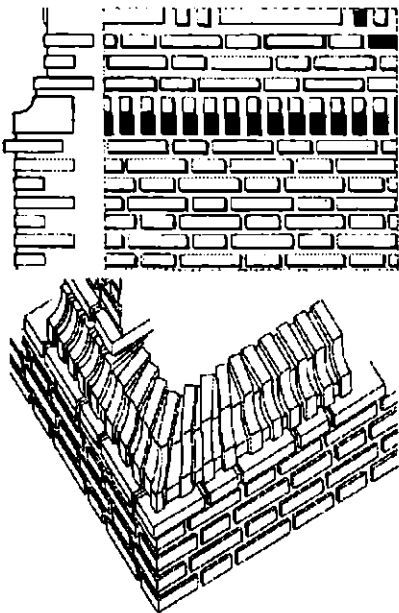
PL II. Types of bricks discovered at the Patriarchy Târgoviște, XVI-XVII Century



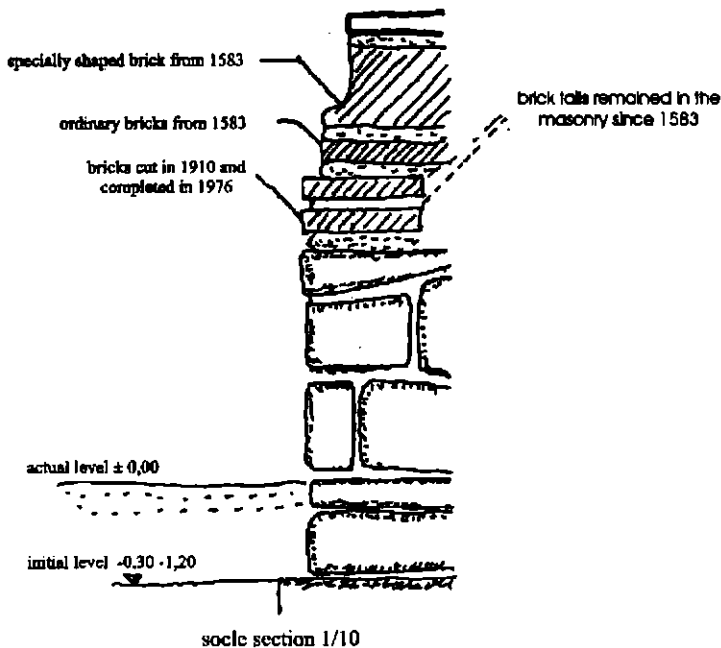
PL. III. Types of bricks used for the external decoration of the buildings from the premises.



1. Polished stone made socles from the Monasteries' churches Dealu and Argeş  
Gr. Ionescu, 1982, p. 96.




2. Brick socle from the Curtea Veche church, Bucharest

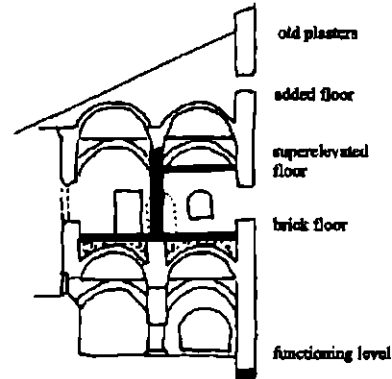


3. Socle of the Royal church from Târgovişte,  
after R. Mănciulescu, Scientific meeting of D.M.I., 1963, p. 36

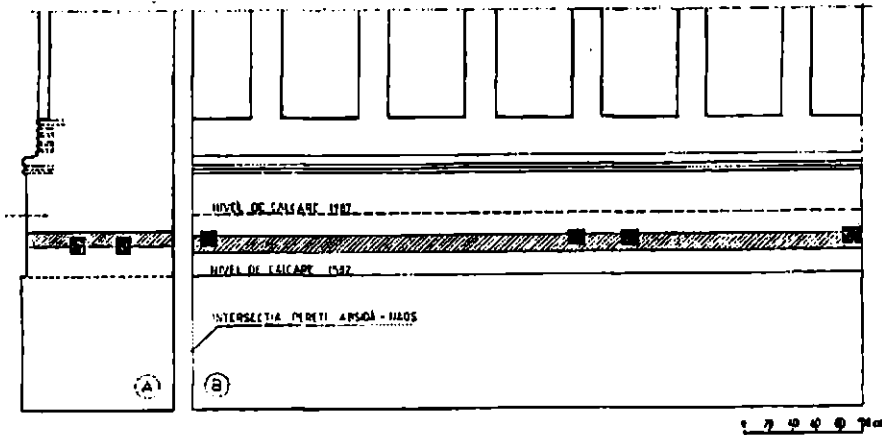
Pl. IV. Socles types



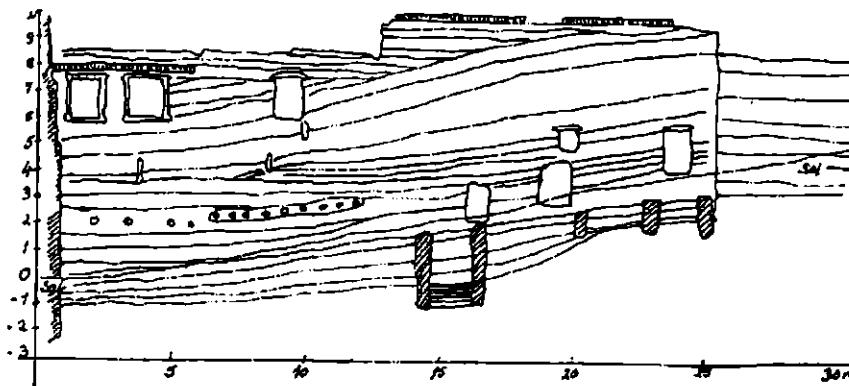
1. Wooden pullers technique  
H. Teodoru, 1971, Actes, p. 625.



2. Wooden pilots technique, Monastery Hurez,  
Brâncoveanu Hall (Șt. Bală, Studii, 1963, p. 9)

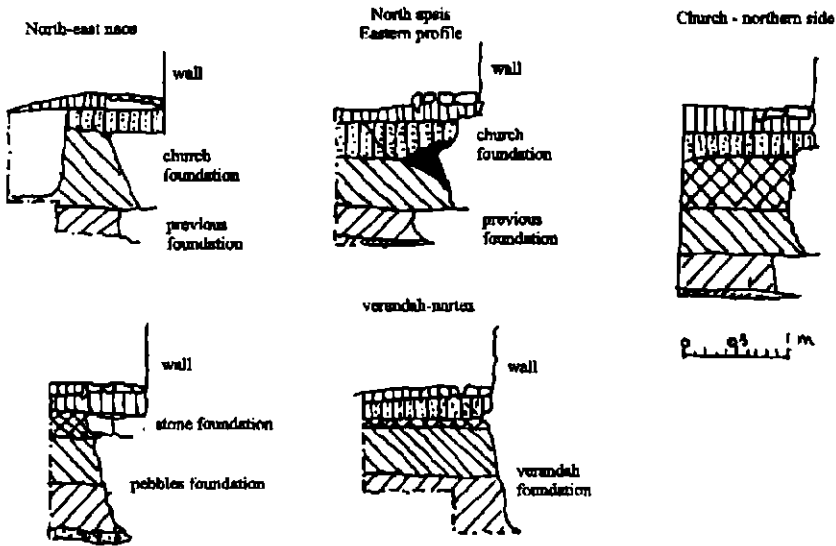


3. Pullers' distribution in the walls in the church from the Tutana Monastery (Sp. Cristocea, 1988, p. 48)

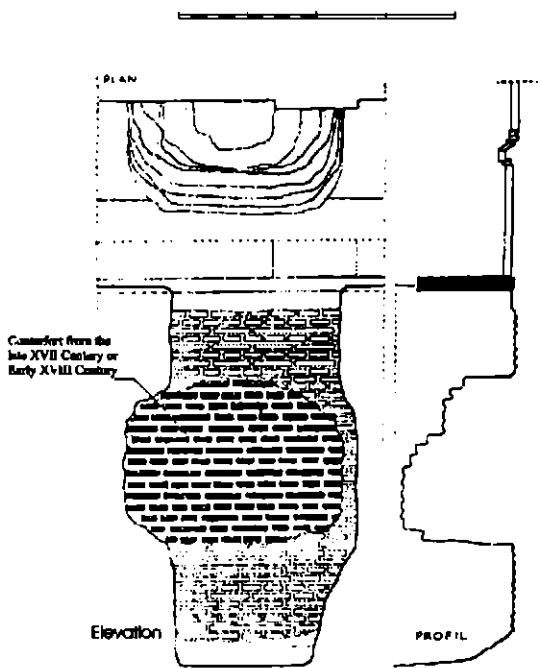


4. Wooden pilots and staged foundation (MCA, VI, V. Vătășianu, p. 749)  
The northern facade of the Brâncoveni old curtain

**PL V. Building techniques, XVI - XVII Century**



1. Foundations overlapping, Polovragi Monastery, BCMI, 1994



Conterfort clinging to the northern wall of the white church; dating from the end of the Late XVII Century or Beginning of the early XVIII Century, Gh. Cantea, Bucureşti de odinioară, 1959, p. 122.

PI. VI. Building techniques

## BIBLIOGRAFIE GENERALĂ

- Ghika-Budești - 1927-1933. *Evoluția arhitecturii în Muntenia și Oltenia*, B.C.M.I.
- Chihai, 1974 - *Din cetățile de scaun ale Țării Românești*.
- Bărcăcilă, 1935 - *Mănăstirea Coșuștea-Crivelnicu-Mehedinți. Descriere arheologică*, B.C.M.I.
- Bătrâna, 1974 - *Evoluția ansamblului fostei mănăstiri Comana în lumina cercetărilor arheologice*, R.M.M. 1/1974
- Bătrâna, 1981 - *Etape de construcție în cuprinsul ansamblului Mănăstirea din Vălenii de Munte*, C.A., IV
- Băzu, 1971 - *Restaurarea casei lui Udriște Năsturel din Herești*, B.M.I.
- Cantea, (Cantacuzino), 1959 - *Bucureștii de odinioară în lumina cercetărilor arheologice*
- Cantacuzino, 1963 - *Unele probleme istorice privind așezările muntenie în lumina cercetărilor de la Cernica*, S.C.I.V.
- Cantacuzino, Trohani, 1979 - *Săpăturile arheologice de la Căldu Căscioarele*, C.A., III
- I., Cantacuzino, 1993 - *Cercetările arheologice din incinta mănăstirii Mărcuța*, B.C.M.I.
- I., Cantacuzino, 1974 - *Vechea biserică Stelea din Târgoviște*, R.M.M.
- I., Cantacuzino, 1980 - *Sondaje arheologice la ctitoria lui Neagoe Basarab din Curtea de Argeș*, Studii și Comunicări, Pitești, V
- I., Cantacuzino, 1981 - *Rezultatele arheologice de la Curtea domnească de la Câmpulung*, Studii și Comunicări, Câmpulung
- I., Cantacuzino, 1992 - *Cercetări arheologice de la mănăstirea Govora*, B.C.M.I.
- I., Cantacuzino, 1994 - *Cercetări arheologice la mănăstirea Polovragi*, B.C.M.I.
- I., Cantacuzino, 1997 - *Cronica cercetărilor arheologice*, Snagov
- Chicideanu, 1973 - *Biserica Târgului. Raport preliminar asupra celei de-a doua campanii de săpături arheologice*, Chronica Valachica
- Chicideanu, Modoran, 1983 - *Mănăstirea Bradu. Scurt istoric și cercetări arheologice*, Spiritualitate și istorie la întorsura Buzăului
- Chișescu și colab., 1979, 1981, 1983, 1984, 1985 - *Cercetările arheologice de la Pluș Petri (Orașul de Floci)*, C.A., III, 1979, IV, 1981, V, 1982, VI, 1983, VII, 1984, VIII, 1985
- Constantinescu, 1959 - *Sondajele de la Ruricu-Grădinari*, M.C.A., VI
- Constantinescu, 1964 - *Contribuții arheologice asupra curții domnești din Târgoviște*, S.C.I.V., 2/1964
- Constantinescu, 1965 - *Cercetările arheologice de la Cozia*, M.O., 7/8
- Constantinescu, 1969 - *Note arheologice și istorice asupra curții feudale de la Târgșor (sec. XIV-XVII)*, S.C.I.V.A.
- Constantinescu, 1984 - *Curtea de Argeș. Începuturile Țării Românești, 1200-1400*
- Constantinescu, Moiescu, 1969 - *Curtea domnească din Târgoviște*
- Cristocea și colab., 1987 - *Cercetările arheologice de la Domnești, jud. Argeș*, Studii și Comunicări, Câmpulung
- Cristocea, Oprescu, 1988 - *Cercetările arheologice de la mănăstirea Tutana și problema încadrării unui triconc de la cumpăna sec. XIV-XV*, R.M.M.
- Cristocea, 1990 - *Biserica Druștești din Curtea de Argeș*, R.M.M., 1/1990
- Cristocea și colab., 1993/1994 - *Cercetările arheologice de la mănăstirea Râncăciu, jud. Argeș*, R.M.M. 1993/1994
- Cristocea și colab., 1996 - *Cercetările arheologice de la fosta mănăstire Vierș, județul Argeș*, R.M.M.
- Curinschi-Vorona, 1996 - *Arhitectură, restaurare, urbanism*, 1996
- Diaconescu, 1971 - *Cercetarea arheologică de la biserică Sf. Ionică din Târgoviște*, Documenta Valachica
- Diaconescu, Mihaescu, 1988 - *Complexul monumental al mitropoliei din Târgoviște*, R.M.M.
- Drăghiceanu, 1964 - *Despre mănăstirea Câmpulung, Un document inedit: jurnalul săpăturilor făcute de Comisia Monumentelor Istorice în 1924*, B.O.R.
- Drăguț, 1976 - *Dicționar enciclopedic de artă medievală românească*
- Drâmbocianu, 1993 - *Stațiunea de la Vadu-Sorești, jud. Buzău*, M.C.A., XVII, vol. II, 1993
- Dumitriu, 1992 - *Evoluția fostei mănăstiri Cobia în lumina cercetărilor arheologice*, B.C.M.I., 2/1992
- Ionescu, 1982 - *Istoria arhitecturii în România*
- Lupu, 1994 - *Date arheologice privind mănăstirea „Adormirea Maicii Domnului” din Râmnicu-Sărat, județul Buzău (secolele XVI-XIX)*, Mousaios, 1994
- Mănculescu, 1963 - *Date noi referitoare la aspectul inițial al bisericii domnești din Târgoviște, apărute în cursul lucrărilor de restaurare (1961-1962)*, Sesiunea Științifică a DMI
- Mărțu, 1978 - *Mănăstirea Valea (Țițești-Argeș) în lumina controverselor istoriografice și a cercetărilor arheologice*, M.O. 7-8/1978
- Mihaescu, Fruchter, 1986 - *Curtea domnească din Târgoviște*, 1986
- Moiescu, 1979 - *Târgoviște. Monumente istorice și de artă*
- Moiescu, 1985 - *Procedee tehnice, materiale și meșteri constructori români în Evul mediu*, R.M.M.
- Noica, 1997 - *Tradiții românești în construcțiile de lucrări publice*
- Popescu-Cilieni, 1945 - *Acoperișurile vechilor noastre biserici*
- Rădulescu, 1984 - *Cercetările arheologice de la Urșai, jud. Gorj*, C.A., VII
- Rosetti, 1962 - *Cercetările de la mănăstirea Hurezu*, M.C.A., VIII
- Rosetti, 1972 - *Vestigiile feudale de la Suslănești, jud. Argeș*, B.C.M.I.
- Rosetti, Panait, 1962 - *Cercetările de la biserică Sf. Gheorghe Nou din București*, MCA, VIII
- Panait, 1962 - *Complexul medieval Tânganu*, C.A.B., II
- Panait, 1992 - *Cercetări arheologice privind biserică mănăstirii Cotroceni*, R.M.M.
- Pușcașu, 1970 - *Date noi cu privire la evoluția ansamblului de arhitectură medievală de la Strehăia*, B.M.I.
- Simionescu, 1987 - *Contribuții la studiul monumentului Beștelei din Pitești*
- Ștefănescu, 1993-1994 - *Cercetări privind istoria ansamblului Sf. Spiridon Vechi din București*, R.M.M., 1-2 1993/1994
- Teodoru, 1975 - *La tradition byzantine des chainages dans l'architecture de Valachie*, Actes du XIV Congrès international des Etudes Byzantines
- Theodorescu, 1968 - *Un monument uitat din Muntenia medievală: Cătălușul*, S.C.I.A.
- Vătășianu și colab., 1959 - *Cercetările arheologice de la mănăstirea Brâncoveni*, M.C.A., VI

DANA MIHAI